



Nano BEAST



Transportation EVolved
All-Electric  Purpose-Built  Zero-Emission

CHARGING



Dual (AC/DC)
Level-2, J1772, 19.2 kW AC, ~8 hrs
DCFC, CCS-1, 60 kW, ~2 hrs
Wireless DC (option), 60 kW, ~2 hrs



RANGE

Up to 140 miles



BATTERY

118 kWh



SEATING CAPACITY

Up to 24 passengers

**PURPOSE-BUILT
TYPE A SCHOOL BUS**

BATTERY ELECTRIC AUTOMOTIVE
STUDENT TRANSPORTATION



GreenPower
MOTOR COMPANY

USA 833-274-5144
Canada 604-563-4144
GreenPowerMotor.com
Sales@GreenPowerMotor.com

1/24 REVISION

NANO BEAST TECHNICAL DATA

CLASSIFICATION

Class 4, Type A

MOTOR

Dana tm4 PMSM

GVWR

14,330 lbs.

LENGTH ①

25 ft.

WIDTH ②

92 in.

WHEELBASE ④

170.25 in.

APPROACH & DEPARTURE ANGLES * ⑤

15 degrees (front), 15 degrees (rear)

EXTERIOR HEIGHT ③

110 in., 125 in. overall

INTERIOR HEIGHT

79 in.

FRAME / BODY / ROOF

Steel / Aluminum / Composite

TIRES

215 / 75R / 17.5 (qty. 6)

PASSENGER DOOR

Electric

EMERGENCY EXITS

Hatch, window, entry door, rear door

WHEELCHAIR LIFT

BraunAbility Lift (Access option)

WHEELCHAIR SECUREMENTS

Up to 3+ Q'STRAINT securement locations (Access option)

WHEELCHAIR LIFT LOCATION

Rear curbside (Access option)

HVAC

39,239 BTU/h, front, rear, electric

FLOORING

Gerflor anti-slip transit style flooring

FLOOR TRACKING

Floor tracking throughout passenger cabin

ECU COMMUNICATION

CAN BUS, J1939

SEATING CONFIGURATION *

IMMI 36 in. wide school bus seats, front facing

MAX SEATING CAPACITY *

24 Passengers

BATTERY CHEMISTRY

LiFePo4

BATTERY VOLTAGE

576 V

BATTERY CAPACITY

118 kWh

RANGE *

Up to 140 miles

FUEL ECONOMY *

48 mpge, 0.88 kWh/mi, 1.1 mi/kWh

TOP SPEED

68 mph

MOTOR POWER

150 kW max

TRANSMISSION

Direct drive, no transmission

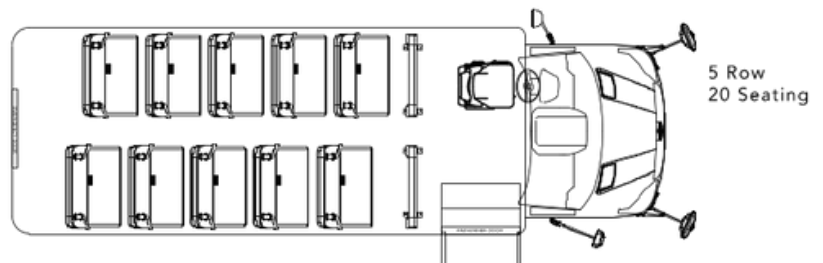
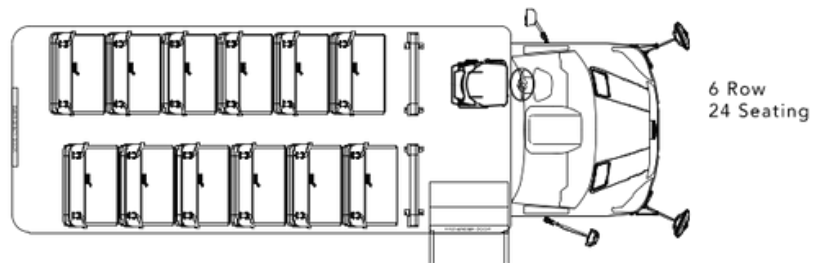
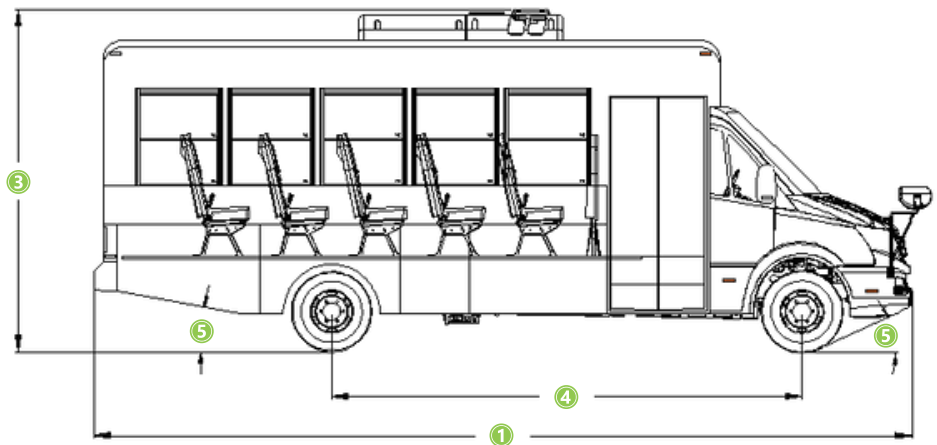
CHARGING

Dual (AC/DC)

Level-2, J1772, 19.2 kW AC, ~8 hrs

DCFC, CCS-1, 60 kW, ~2 hrs

Wireless DC (option), 60 kW, ~2 hrs



*Specifications can vary by region, application and availability.

Disclosure: No representation or warranty is expressly or impliedly given as to its accuracy, completeness or correctness.

1/24 REVISION

The all-electric, purpose-built Nano BEAST has established the new standard of performance, safety and sustainability in the school bus market.

What Sets the Nano BEAST Apart

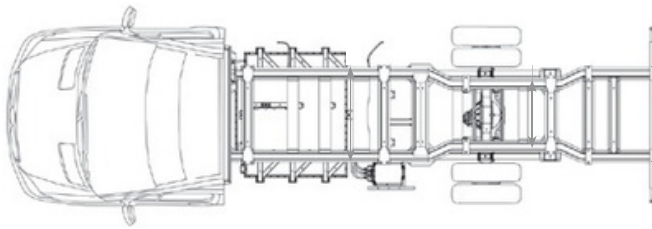
Nano BEAST All-Electric School Bus

- ☞ Purpose-built on the EV Star platform to be an electric vehicle.
- ☞ Vented HVAC system throughout vehicle.
- ☞ Single manufacturing entity for ease of warranty claims, service and overall customer experience.

Other Type A Electric School Buses

- Conversion vehicles not designed as electric vehicles from ground up.
- Stand-alone HVAC system creating hot pockets.
- Multiple manufactures for different vehicle parts.

Nano BEAST Purpose-Built on the EV Star Cab & Chassis Platform:

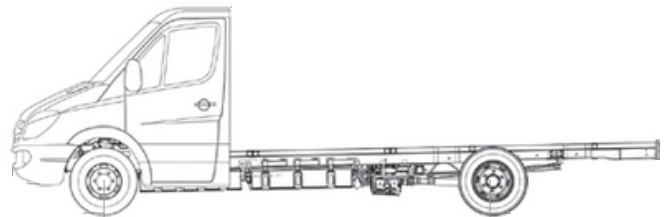


Overhead Nano BEAST Chassis (purpose-built on the EV Star Cab & Chassis platform)

- ☞ Proven reliability and efficiency in a wide variety of operational settings with more than 500 deliveries in North America.
- ☞ Chassis and running gear passed the FTA Altoona Bus Testing program with one of the highest scores ever achieved.
- ☞ Full length flat floor for mobility and ease of seat configuration.
- ☞ Dual port charging as a standard feature. Wireless charging available as an option.
- ☞ Optimal battery placement to maximize interior space and provide for a low center of gravity.

Integrated Aluminum Body

The Nano BEAST features a seamlessly integrated aluminum body made from extruded aluminum manufactured by Constellium, a global manufacturer of aluminum rolled products, extruded products and structural parts based on a large variety of advanced alloys. Constellium primarily serves the aerospace, automotive and packaging sectors.



Side Profile Nano BEAST Chassis (purpose-built on the EV Star Cab & Chassis platform)

GreenPower Nano BEAST Warranty

GREENPOWER MOTOR COMPANY WARRANTS EACH ALL-ELECTRIC, PURPOSE-BUILT NANO BEAST SCHOOL BUS TO BE FREE FROM DEFECTS IN MATERIAL AND WORKMANSHIP UNDER NORMAL USE AND SERVICE WITHIN THE LIMITS IDENTIFIED BELOW*:

- ☞ Structure and body integrity against corrosion — five years.
- ☞ High-voltage battery system — five years/150,000 miles.
- ☞ Chassis structure — three years/250,000 miles.
- ☞ Drivetrain — three years/150,000 miles.
- ☞ Basic body structure — three years.
- ☞ Body and window frames against leakage — two years.
- ☞ Wheelchair lift system (*Access option*) — two years.
- ☞ HVAC system — one year.
- ☞ Exterior paint — one year.
- ☞ Complete bus — one year.

*Warranty can vary by region, application and availability.