



**AUTOMATIC TIRE CHAINS**

# **PARTS BOOK**

2018 - Rev 02



# Table of Contents

Description	Page
How to Identify Your Onspot Chain Units.....	3
Easy Reference Parts List.....	4
Onspot Model 04 Numbering .....	5
Onspot Model 05 Numbering .....	6
Onspot Arm Dimensions .....	7
Onspot Model 03001A9 .....	8
Onspot Model 03002A9 .....	10
Onspot Model 03011A9 .....	12
Onspot Model 040019 .....	14
Onspot Model 04001A9 .....	16
Onspot Model 04001BC9 .....	18
Onspot Model 04001BCA9 .....	20
Onspot Model 040029 .....	22
Onspot Model 04051BC9 .....	24
Onspot Model 04051BCA9 .....	26
Onspot Model 04051HCBC9 .....	28
Onspot Model 04052HCBCA9 .....	30
Onspot Model 04652HCBCA9 .....	32
Onspot Model 04012A8 .....	34
Onspot Model 04012A9 .....	36
Onspot Model 04011HCBC9 .....	38
Onspot Model 04011HCBCA9 .....	40
Onspot Model 04011HCA9 .....	42
Onspot Model 04012HCBC9 .....	44
Onspot Model 04012HCBCA9 .....	46
Onspot Model 04012HCA9 .....	48
Onspot Model 04012LCA9 .....	50
Onspot Model 040219 .....	52
Onspot Model 04021A9 .....	54
Onspot Model 04021BC9 .....	56
Onspot Model 04021BCA9 .....	58
Onspot Model 046019 .....	60
Onspot Model 04601A9 .....	62
Onspot Model 04601BCA9 .....	64
Onspot Model 04602BCA9 .....	66
Onspot Model 046028 .....	68
Onspot Model 04612HCA8 .....	70
Onspot Model 04612HCA9 .....	72
Onspot Model 046228 .....	74
Onspot Model 046328 .....	76
Onspot Model 04632A8 .....	78
Onspot Model 04632AS8 .....	80
Onspot Model 04632A832 Special 32 Deg Arm Bend .....	82
Onspot Model 046427 .....	84
Onspot Model 04642A7 .....	86
Onspot Model 04642732 Special 32 Deg Arm Bend .....	88



# Table of Contents

Description	Page
Onspot Model 050019.....	90
Onspot Model 05001A9 .....	92
Onspot Model 05002HCA8 Link 8M000097, 8M000100 .....	94
Onspot Model 05002HCA838 Link 8M000035 .....	96
Onspot Model 05042HCA955 Gillig Bus.....	98
Onspot Model 05042HC958 Gillig Bus .....	100
Onspot Model 05012HCA9 Hendrickson 52K Fabricated Walk Beam.....	102
Onspot Model 051019 Hendrickson Cast Walk Bean.....	104
Onspot Model 05101A9 Hendrickson Cast Walk Beam .....	106
Onspot Model 05311HCA9 Hendrickson HN Fabricated Walk Beam .....	108
Onspot Model 05312HCA9 Hendrickson HN Fabricated Walk Beam .....	110
Onspot Model 05411HCA9 Hendrickson RT Fabricated Walk Beam .....	112
Onspot Model 05412HCA9 Hendrickson RT Fabricated Walk Beam .....	114
Onspot Model 05501A9 Raydan Suspension.....	116
Onspot Model 05502A9 Raydan Suspension.....	118
Onspot Model 05621A9 Prevost.....	120
Onspot Model 05721HCA9 New Prevost.....	122
Onspot Model 05711HCA9 Hendrickson Haulmaxx Suspension.....	124
Onspot Model 05712HCA9 Hendrickson Haulmaxx Suspension.....	126
Onspot Model 05802HC8 Liquid Spring Ford F450/550.....	128
Onspot Model 05802HCA8 Liquid Spring Dodge 4500/5500 .....	130
Onspot Model 05811HCA9 Raydan Suspension.....	132
Onspot Model 05812HCA9 Raydan Suspension.....	134
0586-D Factory Air Kit.....	136
0925 Complete 190 mm Chainwheel.....	138
1392 Complete 170 mm Chainwheel.....	140
Onspot Model M-35 .....	142
Onspot Model M-3504 .....	144
Onspot Model M35P2 .....	146
Onspot Model M55P2 .....	148
1037-A/B Air Cylinders.....	150
1037-C Model 03 Cylinder .....	152
Air Compressor Kit.....	154
Onspot Model 016 Neway AD Suspension.....	156
Onspot Model 016-131 Neway AD Suspension .....	158
Onspot Model 016-180 Neway AD Suspension .....	160
0586-V Factory Air Kit for Model 016.....	162
Onspot Model 04001BCAX9 Extreme Duty Application .....	164
Onspot Model 04001BCX926 Extreme Duty Application .....	166
Onspot Model 04021BCAX9 Extreme Duty Application .....	168
Onspot Model 04011HCBCAX9 Extreme Duty Application.....	170
Onspot Model 04012HCBCAX9 Extreme Duty Application.....	172
Onspot Model 04052BCAX9 Extreme Duty Application .....	174
Onspot Model 04052HCBCAX9 Extreme Duty Application.....	176
Onspot Model 04601BCAX9 Extreme Duty Application .....	178
Onspot Model 04602BCAX9 Extreme Duty Application .....	180
Onspot Model 04612HCBCAX9 Extreme Duty Application.....	182
Onspot Model 04652BCAX9 Extreme Duty Application .....	184
Onspot Model 04652HCBCAX9 Extreme Duty Application.....	186
Mounting Brackets and Hardware .....	188
Onspot Chain Trays .....	192
Other Repair Kits .....	194
Tools and Accessories.....	196

## HOW TO IDENTIFY YOUR ONSPOT CHAIN UNITS

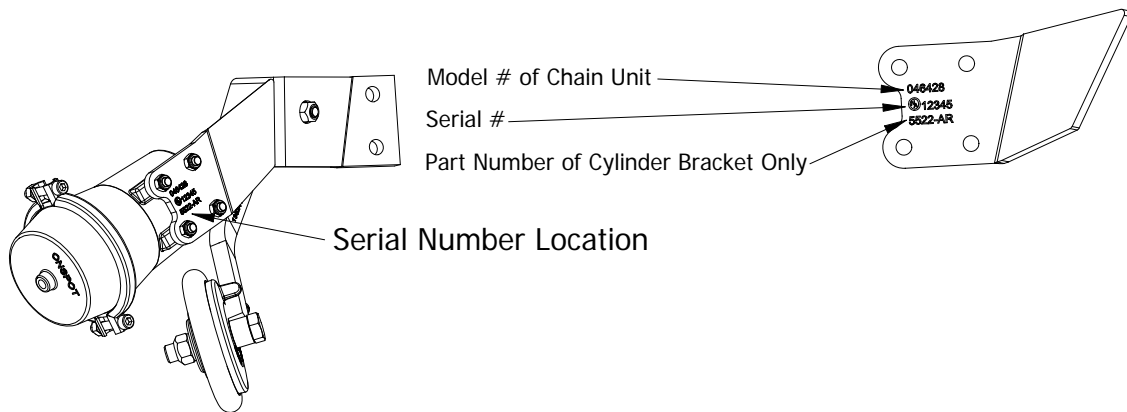
Providing us with your Onspot Model and Serial Numbers will assist in you receiving the proper parts for your chain units.

Your Onspot chain units Model # and Serial # are stamped on the cylinder brackets between the four nuts that attach the air can to the bracket. (See picture below)

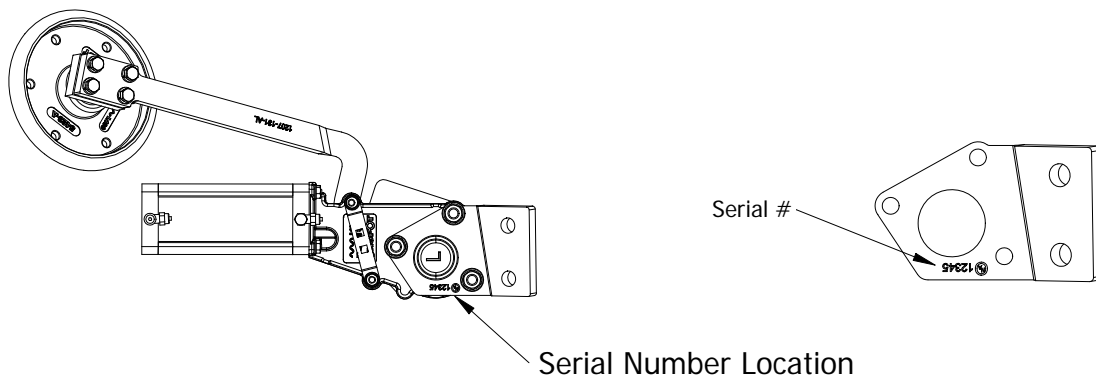
Beginning with serial # 28704 on February 26, 2001, Onspot began stamping the serial number on **BOTH** chain units.

Prior to this, the serial number was only located on one of the units. If your chain units are mounted in front of the axle, the number would be located on the driver side unit. If your chain units are mounted behind the axle, the serial number will be on the passenger side unit.

### Standard Models 03, 04, 05



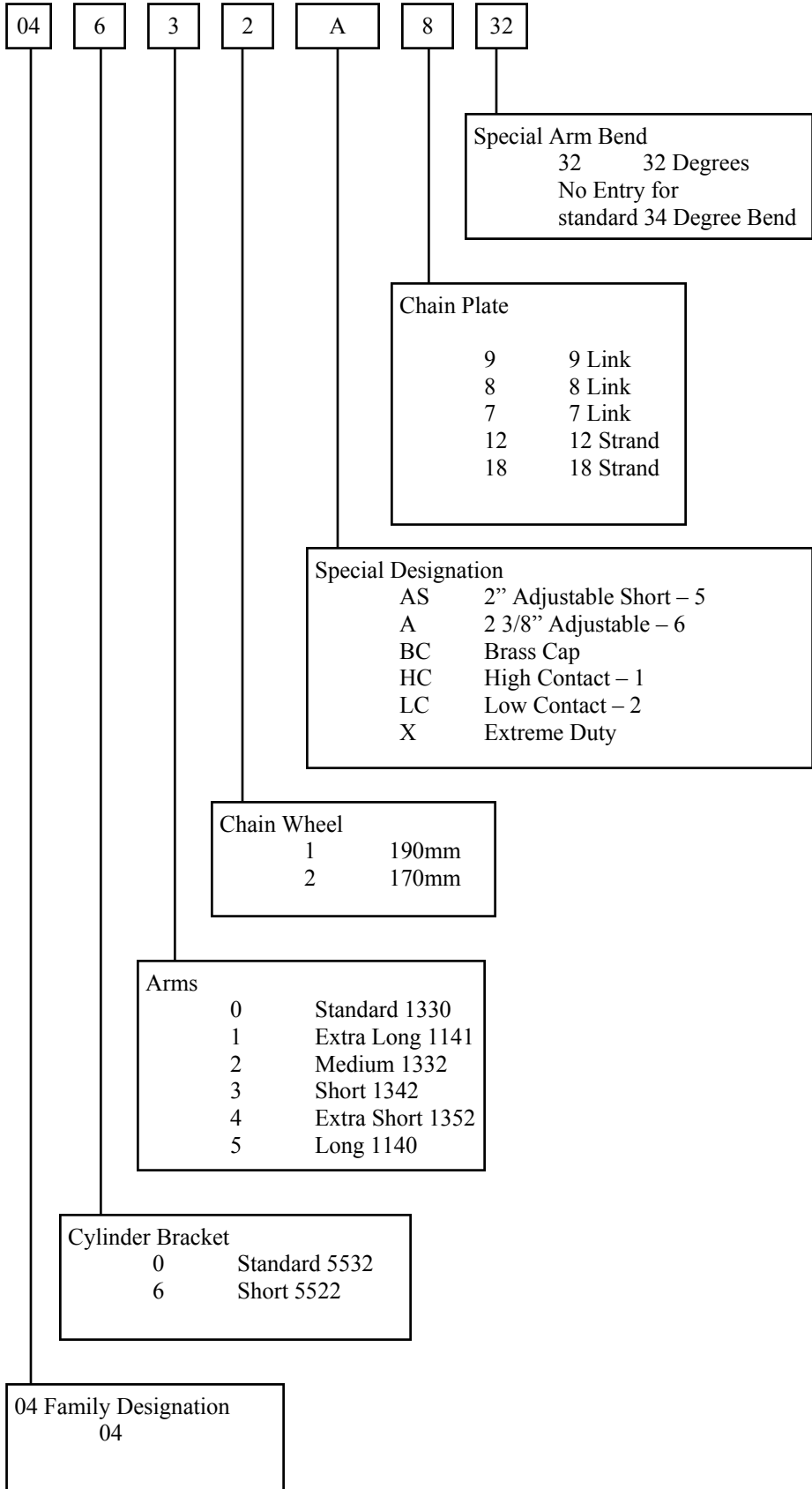
### Model 012

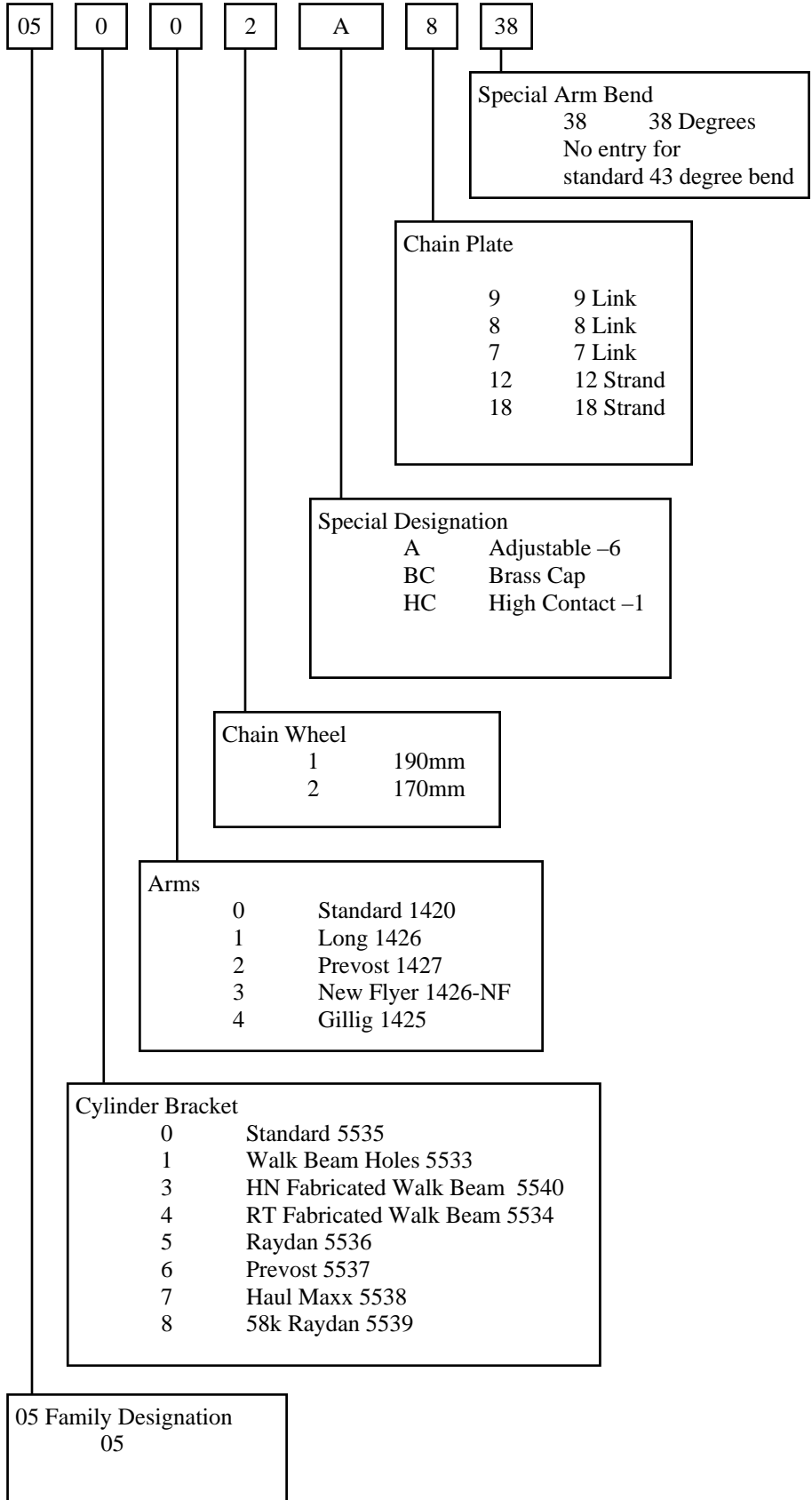


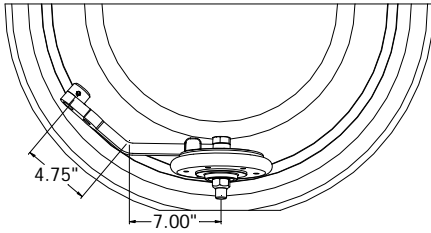
## Easy Reference Parts List

0925-AL-9	Complete Chainwheel Assembly, Left, 190mm Red, Driver Side, w/9 links
0925-AR-9	Complete Chainwheel Assembly, Right, 190mm Blue, Passenger side w/9 links
0926-A	Chainwheel Helmet, 190mm
0927-AL-9	Chainplate, Left, 190mm Red, Driver Side, w/9 links w/Hardware
0927-AR-9	Chainplate, Right, 190mm Blue, Passenger Side, w/9 links w/Hardware
1392-AL-9	Complete Chainwheel Assembly, Left, 170mm Red, Driver Side, w/9 links
1392-AR-9	Complete Chainwheel Assembly, Right, 170mm Blue, Passenger Side, w/9 links
1392-AL-8	Complete Chainwheel Assembly, Left, 170mm Red, Driver Side, w/8 links
1392-AR-8	Complete Chainwheel Assembly, Right, 170mm Blue, Passenger Side, w/8 links
1392-AL-7	Complete Chainwheel Assembly, Left, 170mm Red, Driver Side, w/7 links
1392-AR-7	Complete Chainwheel Assembly, Right, 170mm Blue, Passenger Side, w/7 links
1329-AL-9	Chainplate, Left, 170mm Red, Driver Side, w/9 links, w/Hardware
1329-AR-9	Chainplate, Right, 170mm Blue, Passenger Side, w/9 links, w/Hardware
1329-AL-8	Chainplate, Left, 170mm Red, Driver Side, w/8 links, w/Hardware
1329-AR-8	Chainplate, Right, 170mm Blue, Passenger Side, w/8 links, w/Hardware
1329-AL-7	Chainplate, Left, 170mm Red, Driver Side, w/7 links, w/Hardware
1329-AR-7	Chainplate, Right, 170mm Blue, Passenger Side, w/7 links, w/Hardware
0130-A	Chainwheel Helmet, 170mm
1005-A	Angle Joint (All Models)
1331-A	170mm Wheel w/o Chains, w/Bearings, Snap Ring, and Chainplate Hardware
5423-A	190mm Wheel w/o Chains, w/Bearings, Snap Ring, and Chainplate Hardware
5559-D	Arm Bearing kit, Oilyte Bushing (Model 04)
5560-D	Arm Bearing kit, Oilyte Bushing (Model 05)
5563-A	Chainwheel Bearing kit (All Models)
5564-A	Chainwheel Bolt Kit
9301	Solenoid (All Models)
9004	12 Volt Dashboard Switch (All Models)

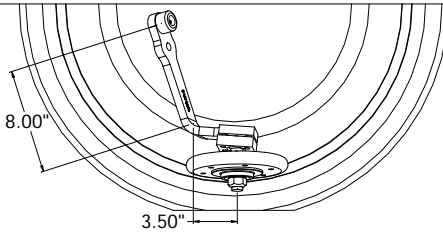
**1-800-224-2467**



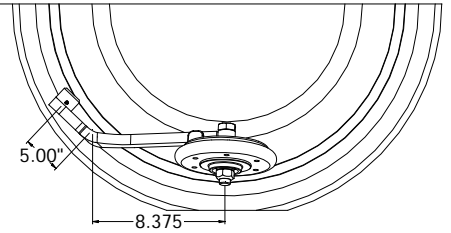




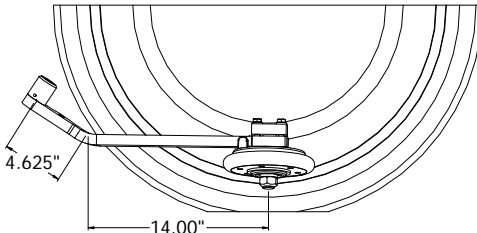
**Model 010019**  
**1142 Arm**



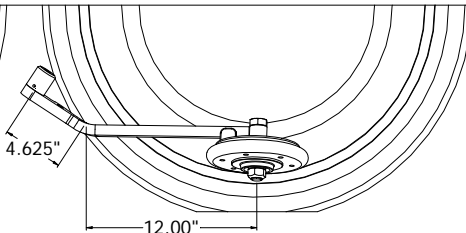
**Model 03001A9**  
**1055-6 Arm**



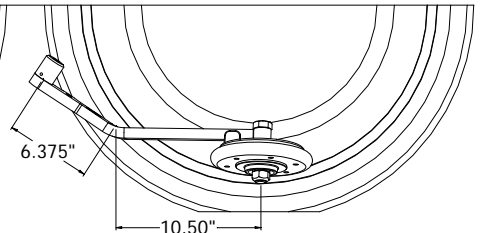
**Model 050019**  
**1420 Arm**



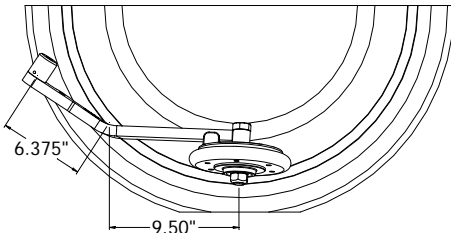
**Model 04012HCA9**  
**1141-1-6 Arm**



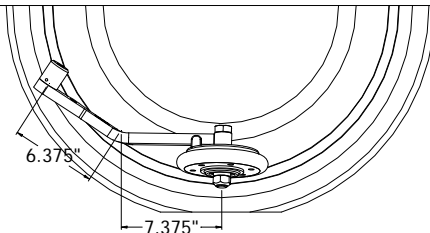
**Model 04001HC9**  
**1330-1 Arm**



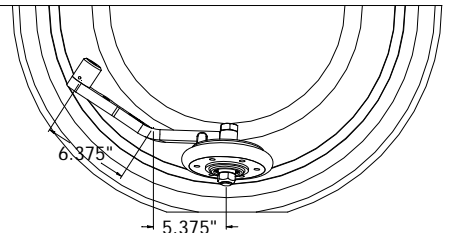
**Model 040019**  
**1330 Arm**



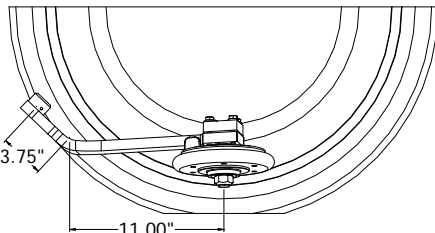
**Model 040219**  
**1332 Arm**



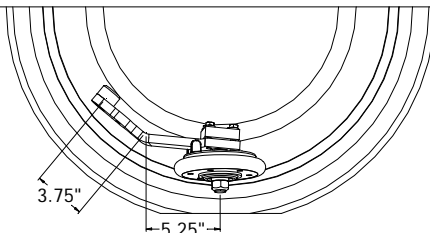
**Model 046328**  
**1342 Arm**



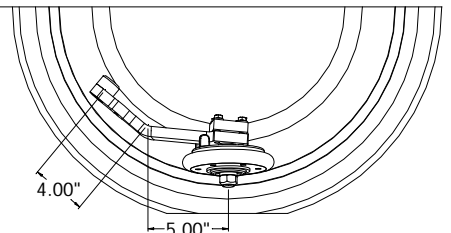
**Model 046427**  
**1352 Arm**



**Model 05412HCA9**  
**1426-15-6 Arm**



**Model M35P2**  
**7133-6 Arm**

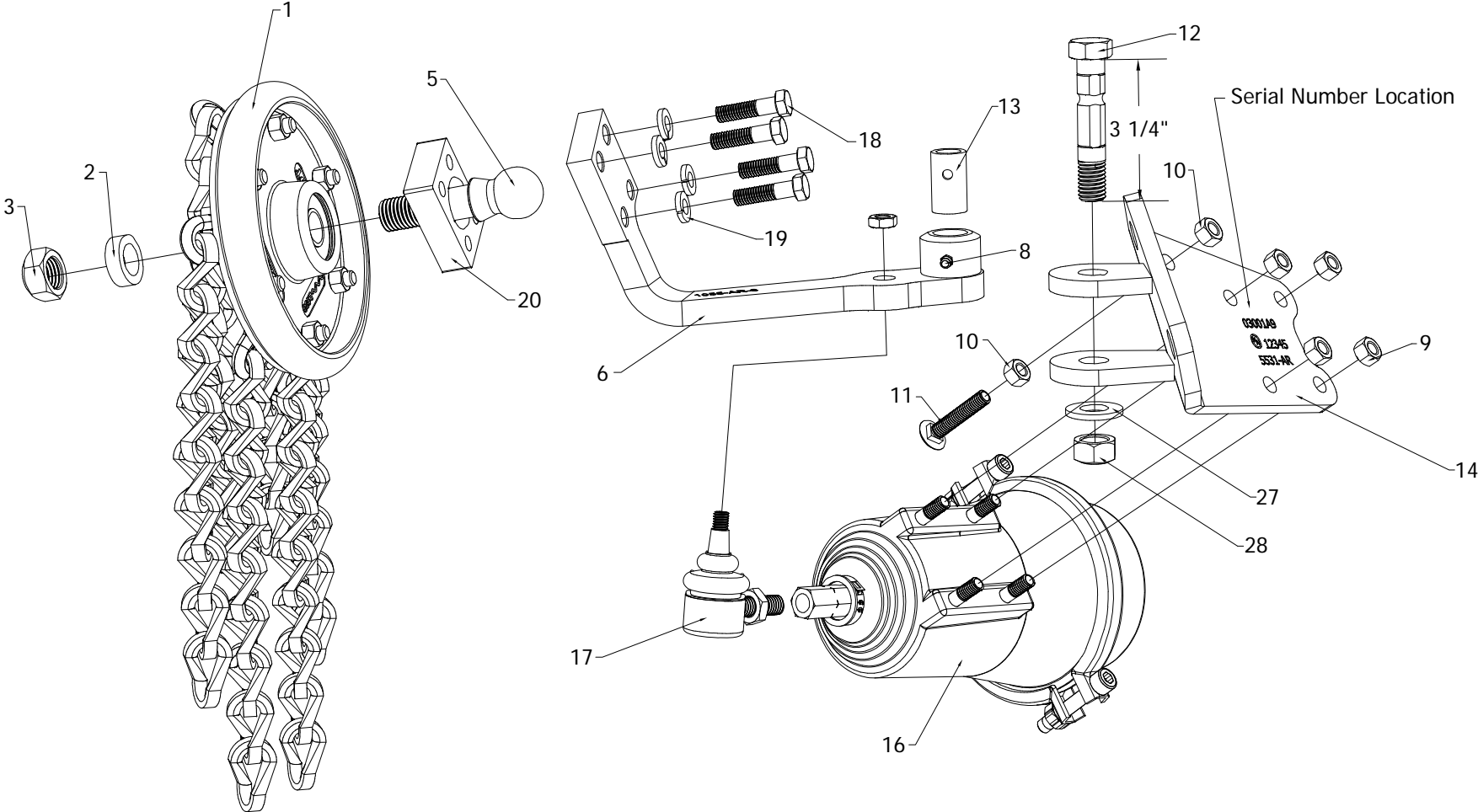


**Model M55P2**  
**7134-6 Arm**



# Model 03001A9

Right Side Shown





AUTOMATIC TIRE CHAINS

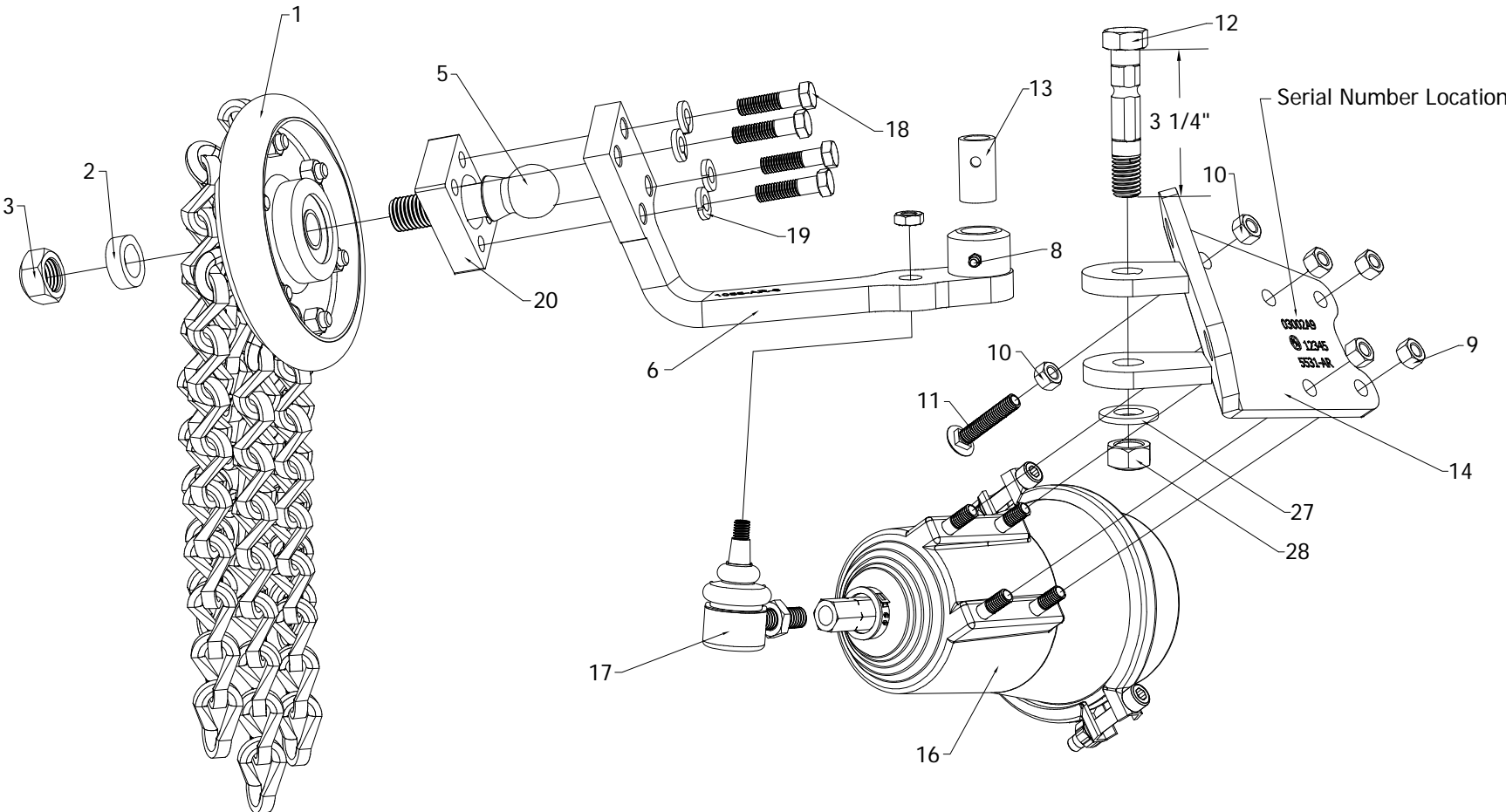
Model 03001A9

Ref. No.	Part Number	Description
1	0925-AR-9	Complete Chainwheel Right Side (See Page 138 for Chainwheel Components)
	0925-AL-9	Complete Chainwheel Left Side
2	0450-A	Chainwheel Spacer
3	5211-A	M20 x 2.5 Chainwheel Bolt Nut
5	5262-A	M20 x 2.5 x 2 3/8" Adjustable Chainwheel Bolt
6	1055-AR-6	Arm for Right Side (Ships with items 5, 8, 13, 18, 19, and 20)
	1055-AL-6	Arm for Left Side (Ships with items 5, 8, 13, 18, 19, and 20)
8	1026-A	1/4-28 Zirc Fitting
9	41755	M10 x 1.5 Nylock Nut
10	31203	3/8-16 Nut
11	21821	3/8-16 x 2" Carriage Bolt as Stop Bolt
12	1075-C	Arm Bolt 3 1/4" Length
13	5489-A	Brass Sleeve 5/8" ID x 7/8" OD x 1 1/2" Long
14	5531-AR	Cylinder Bracket Right Side
	5531-AL	Cylinder Bracket Left Side
16	1037-C	Complete Cylinder (See Page 152 for Cylinder Components)
17	1005-A	Angle Joint
18	39056	3/8-16 x 1 1/2" Adjustable Arm Retainer Capscrew
19	39727	3/8" Adjustable Arm Lock Washer
20	7131-A	Receiver for Adjustable Arm Bolt
27	39707-A	5/8" Flat Washer
28	36786-A	5/8-11 Grip Nut
	03000A-AR	Complete Right Side Assembly without Chainwheel and Helmet
	03000A-AL	Complete Left Side Assembly without Chainwheel and Helmet
		Chainwheel Bolt Kit Includes
	5568-A	(1) 5262-A M20 x 2.5 x 2 3/8" Adjustable Chainwheel Bolt
		(1) 0450-A Chainwheel Spacer
		(1) 5211-A M20 x 2.5 Chainwheel Bolt Nut
		Arm Sleeve Kit Includes
	5557-B	(1) 1075-C 5/8-11 x 3 1/4" Arm Bolt
		(1) 5489-A Brass Sleeve 5/8" ID x 7/8" OD x 1 1/2" Long
		(1) 39707-A 5/8" Flat Washer
		(1) 36786-A 5/8-11 Grip Nut

NOTE: Right (Passenger) side and Left (Driver) side part numbers apply for chains mounted forward of axle.

# Model 03002A9

Right Side Shown





AUTOMATIC TIRE CHAINS

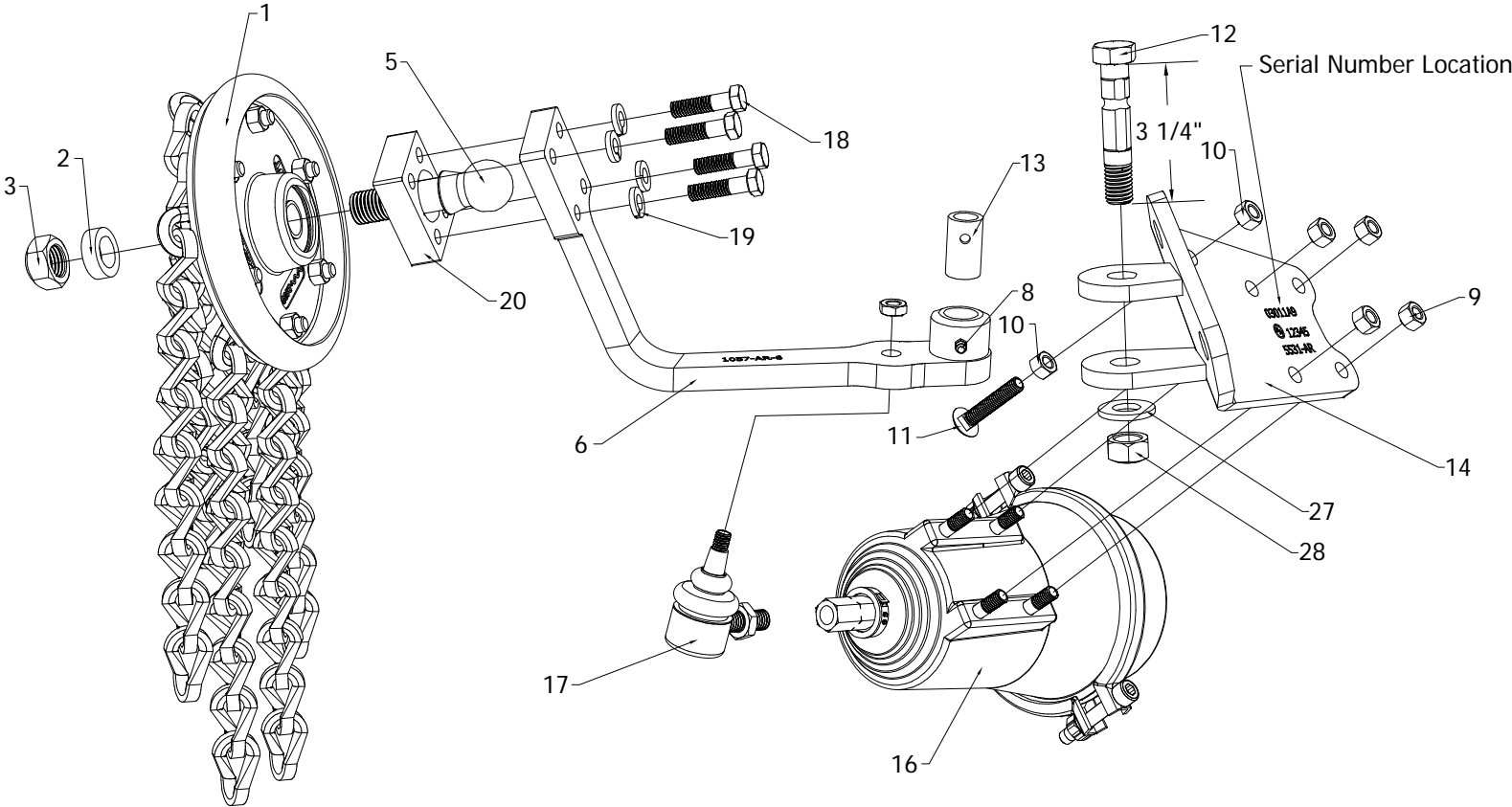
Model 03002A9

Ref. No.	Part Number	Description
1	1392-AR-9	Complete Chainwheel Right Side (See Page 140 for Chainwheel Components)
	1392-AL-9	Complete Chainwheel Left Side
2	0450-A	Chainwheel Spacer
3	5211-A	M20 x 2.5 Chainwheel Bolt Nut
5	5262-A	M20 x 2.5 x 2 3/8" Adjustable Chainwheel Bolt
6	1055-AR-6	Arm for Right Side (Ships with items 5, 8, 13, 18, 19, and 20)
	1055-AL-6	Arm for Left Side (Ships with items 5, 8, 13, 18, 19, and 20)
8	1026-A	1/4-28 Zirc Fitting
9	41755	M10 x 1.5 Nylock Nut
10	31203	3/8-16 Nut
11	21821	3/8-16 x 2" Carriage Bolt as Stop Bolt
12	1075-C	Arm Bolt 3 1/4" Length
13	5489-A	Brass Sleeve 5/8" ID x 7/8" OD x 1 1/2" Long
14	5531-AR	Cylinder Bracket Right Side
	5531-AL	Cylinder Bracket Left Side
16	1037-C	Complete Cylinder (See Page 152 for Cylinder Components)
17	1005-A	Angle Joint
18	39056	3/8-16 x 1 1/2" Adjustable Arm Retainer Capscrew
19	39727	3/8" Adjustable Arm Lock Washer
20	7131-A	Receiver for Adjustable Arm Bolt
27	39707-A	5/8" Flat Washer
28	36786-A	5/8-11 Grip Nut
	03000A-AR	Complete Right Side Assembly without Chainwheel and Helmet
	03000A-AL	Complete Left Side Assembly without Chainwheel and Helmet
		Chainwheel Bolt Kit Includes
	5568-A	(1) 5262-A M20 x 2.5 x 2 3/8" Adjustable Chainwheel Bolt
		(1) 0450-A Chainwheel Spacer
		(1) 5211-A M20 x 2.5 Chainwheel Bolt Nut
		Arm Sleeve Kit Includes
	5557-B	(1) 1075-C 5/8-11 x 3 1/4" Arm Bolt
		(1) 5489-A Brass Sleeve 5/8" ID x 7/8" OD x 1 1/2" Long
		(1) 39707-A 5/8" Flat Washer
		(1) 36786-A 5/8-11 Grip Nut

NOTE: Right (Passenger) side and Left (Driver) side part numbers apply for chains mounted forward of axle.

# Model 03011A9

Right Side Shown





AUTOMATIC TIRE CHAINS

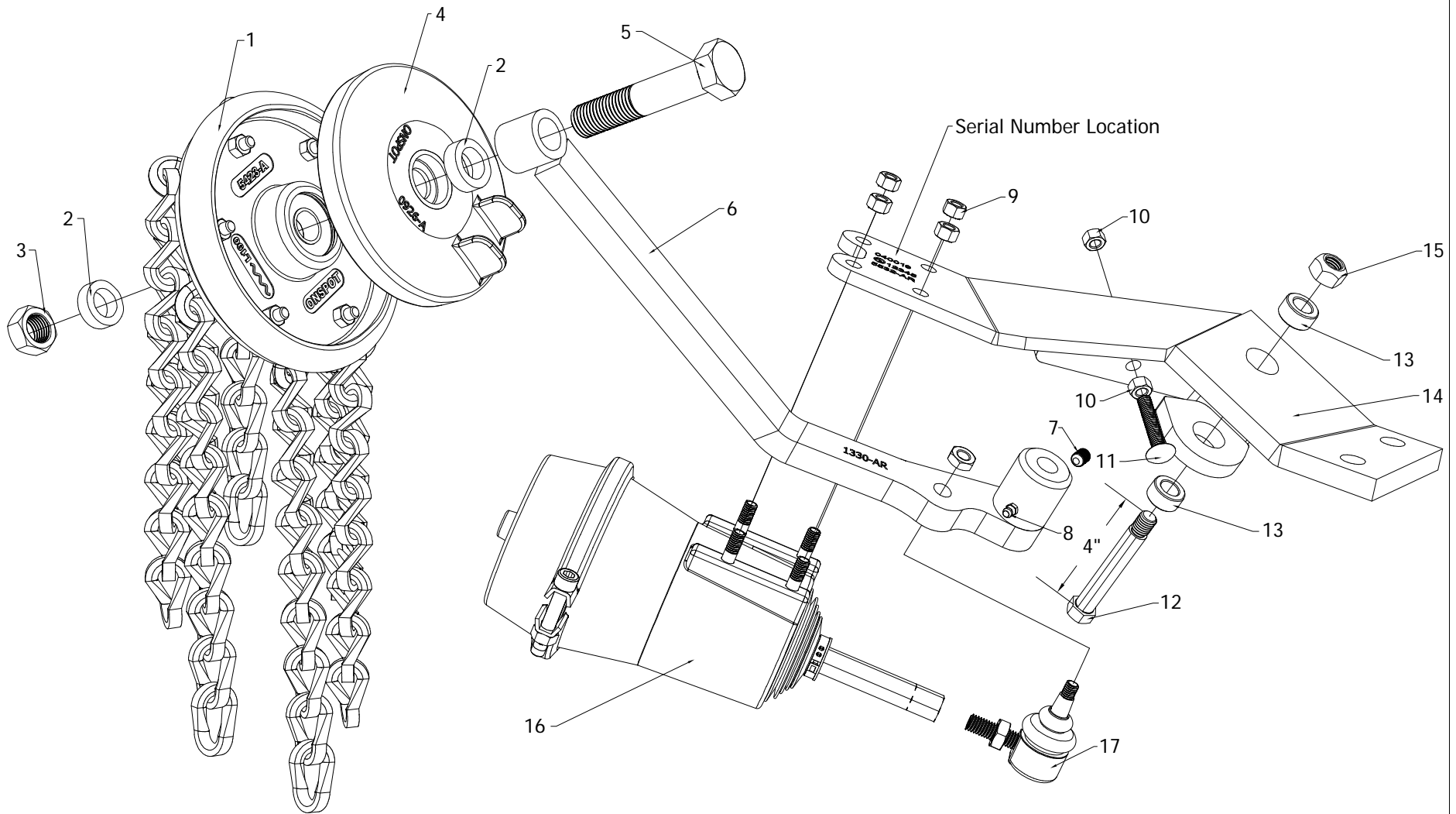
Model 03011A9

Ref. No.	Part Number	Description
1	0925-AR-9	Complete Chainwheel Right Side (See Page 138 for Chainwheel Components)
	0925-AL-9	Complete Chainwheel Left Side
2	0450-A	Chainwheel Spacer
3	5211-A	M20 x 2.5 Chainwheel Bolt Nut
5	5262-A	M20 x 2.5 x 2 3/8" Adjustable Chainwheel Bolt
6	1057-AR-6	Arm for Right Side (Ships with items 5, 8, 13, 18, 19, and 20)
	1057-AL-6	Arm for Left Side (Ships with items 5, 8, 13, 18, 19, and 20)
8	1026-A	1/4-28 Zirc Fitting
9	41755	M10 x 1.5 Nylock Nut
10	31203	3/8-16 Nut
11	21821	3/8-16 x 2" Carriage Bolt as Stop Bolt
12	1075-C	Arm Bolt 3 1/4" Length
13	5489-A	Brass Sleeve 5/8" ID x 7/8" OD x 1 1/2" Long
14	5531-AR	Cylinder Bracket Right Side
	5531-AL	Cylinder Bracket Left Side
16	1037-C	Complete Cylinder (See Page 152 for Cylinder Components)
17	1005-A	Angle Joint
18	39056	3/8-16 x 1 1/2" Adjustable Arm Retainer Capscrew
19	39727	3/8" Adjustable Arm Lock Washer
20	7131-A	Receiver for Adjustable Arm Bolt
27	39707-A	5/8" Flat Washer
28	36786-A	5/8-11 Grip Nut
	03010A-AR	Complete Right Side Assembly without Chainwheel and Helmet
	03010A-AL	Complete Left Side Assembly without Chainwheel and Helmet
		Chainwheel Bolt Kit Includes
	5568-A	(1) 5262-A M20 x 2.5 x 2 3/8" Adjustable Chainwheel Bolt
		(1) 0450-A Chainwheel Spacer
		(1) 5211-A M20 x 2.5 Chainwheel Bolt Nut
		Arm Sleeve Kit Includes
	5557-B	(1) 1075-C 5/8-11 x 3 1/4" Arm Bolt
		(1) 5489-A Brass Sleeve 5/8" ID x 7/8" OD x 1 1/2" Long
		(1) 39707-A 5/8" Flat Washer
		(1) 36786-A 5/8-11 Grip Nut

NOTE: Right (Passenger) side and Left (Driver) side part numbers apply for chains mounted forward of axle.

# Model 040019

Right Side Shown





AUTOMATIC TIRE CHAINS

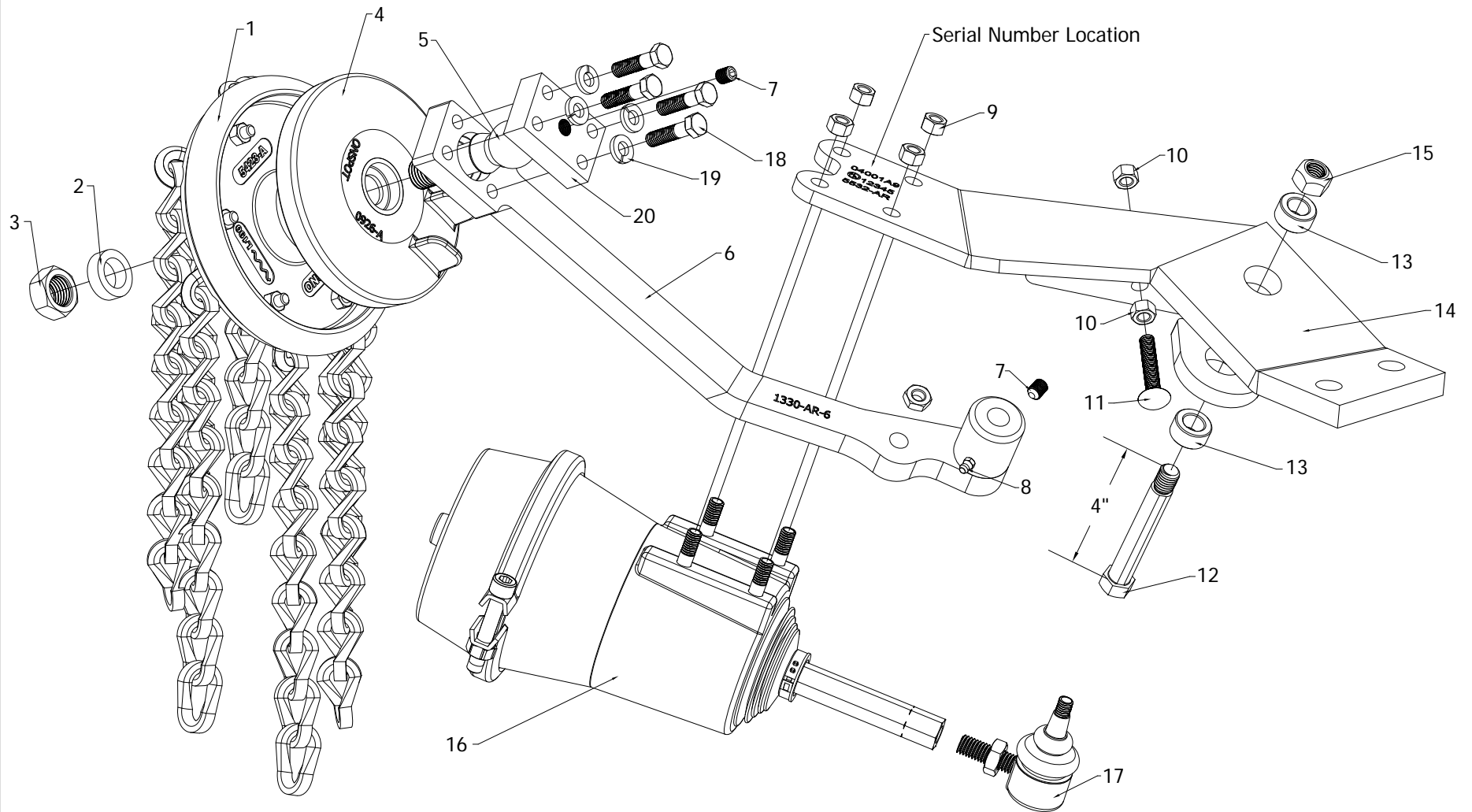
Ref. No.	Part Number	Description
1	0925-AR-9	Complete Chainwheel Right Side (See Page 138 for Chainwheel Components)
	0925-AL-9	Complete Chainwheel Left Side
4	0926-A	Chainwheel Helmet
2	0450-A	Chainwheel Spacer
3	5211-A	M20 x 2.5 Chainwheel Bolt Nut
5	5222-A	M20 x 2.5 x 100mm Chainwheel Bolt
6	1330-AR	Arm for Right Side
	1330-AL	Arm for Left Side
7	1078-A	3/8-24 x 1/2" Set Screw
8	1026-A	1/4-28 Zinc Fitting
9	41755	M10 x 1.5 Nylock Nut
10	31203	3/8-16 Nut
11	21821	3/8-16 x 2" Carriage Bolt as Stop Bolt
12	1077-B	Arm Bolt 4" Length
13	5487-A	Oilyte Bushing (2 per Cylinder Bracket)
14	5532-AR	Cylinder Bracket Right Side (Ships with Oilyte Bushing Installed)
	5532-AL	Cylinder Bracket Left Side
15	5365-A	M14 x 2.0 Arm Bolt Grip Nut
16	1037-B	Complete Cylinder (See Page 150 for Cylinder Components)
17	1005-A	Angle Joint
	04000-AR	Complete Right Side Assembly without Chainwheel and Helmet
	04000-AL	Complete Left Side Assembly without Chainwheel and Helmet
		Chainwheel Bolt Kit Includes
	5564-A	(1) 5222-A M20 x 2.5 x 100mm Chainwheel Bolt
		(2) 0450-A Chainwheel Spacer
		(1) 5211-A M20 x 2.5 Chainwheel Bolt Nut
		Arm Bearing Kit Includes
	5559-D	(1) 1077-B Arm Bolt 4" Length
		(1) 1078-A 3/8-24 x 1/2" Set Screw
		(2) 5487-A Oilyte Bushing
		(1) 5365-A M14 x 2.0 Arm Bolt Grip Nut

NOTE: Right (Passenger) side and Left (Driver) side part numbers apply for chains mounted forward of axle.



# Model 04001A9

Right Side Shown





AUTOMATIC TIRE CHAINS

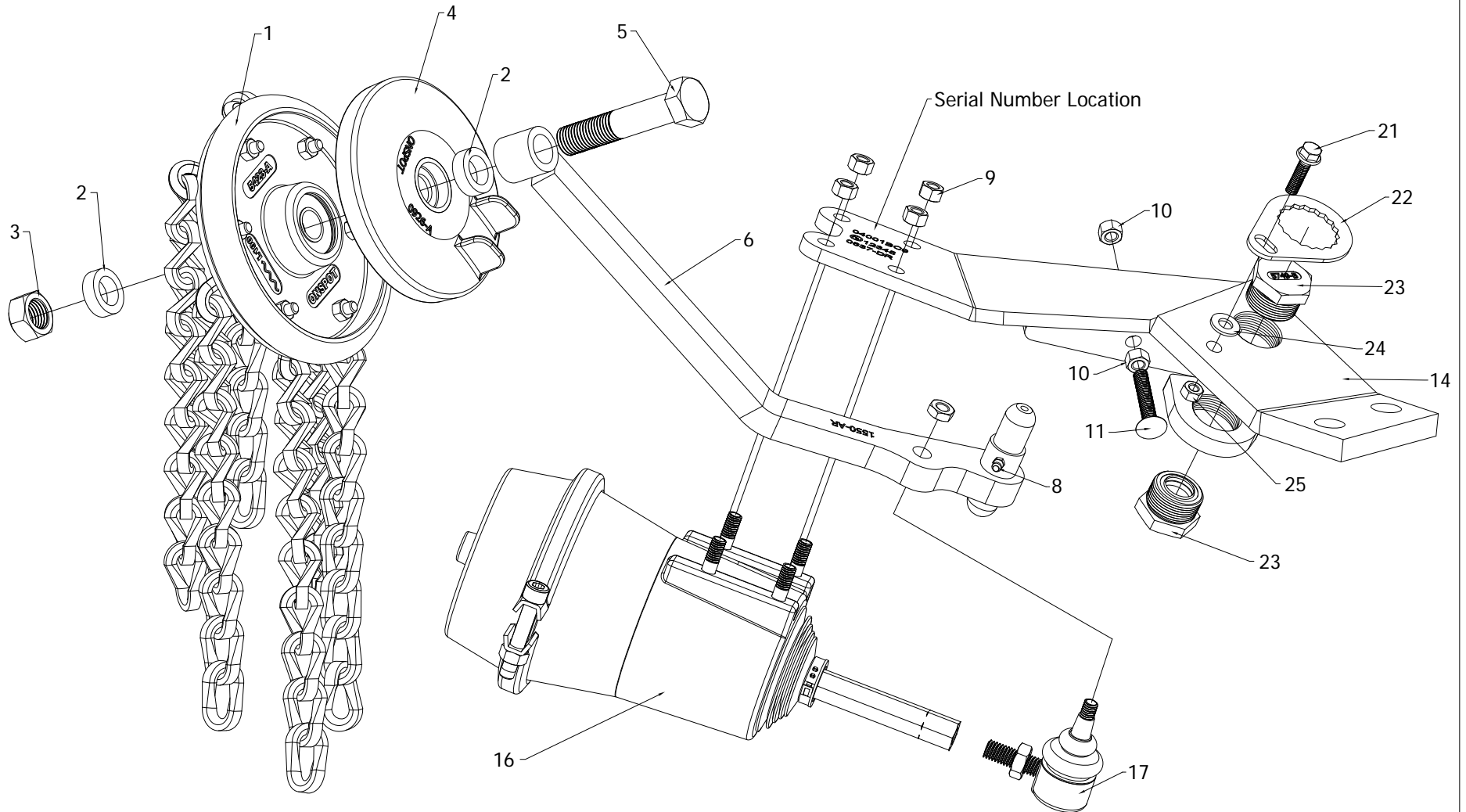
Model 04001A9

Ref. No.	Part Number	Description
1	0925-AR-9	Complete Chainwheel Right Side (See Page 138 for Chainwheel Components)
	0925-AL-9	Complete Chainwheel Left Side
4	0926-A	Chainwheel Helmet
2	0450-A	Chainwheel Spacer
3	5211-A	M20 x 2.5 Chainwheel Bolt Nut
5	5262-A	M20 x 2.5 x 2 3/8" Adjustable Chainwheel Bolt
6	1330-AR-6	Arm for Right Side (Ships with Items 2, 3, 5, 7, 8, 18, 19, and 20)
	1330-AL-6	Arm for Left Side (Ships with Items 2, 3, 5, 7, 8, 18, 19, and 20)
7	1078-A	3/8-24 x 1/2" Set Screw
8	1026-A	1/4-28 Zinc Fitting
9	41755	M10 x 1.5 Nylock Nut
10	31203	3/8-16 Nut
11	21821	3/8-16 x 2" Carriage Bolt as Stop Bolt
12	1077-B	Arm Bolt 4" Length
13	5487-A	Oilyte Bushing (2 per Cylinder Bracket)
14	5532-AR	Cylinder Bracket Right Side (Ships with Oilyte Bushing Installed)
	5532-AL	Cylinder Bracket Left Side
15	5365-A	M14 x 2.0 Arm Bolt Grip Nut
16	1037-B	Complete Cylinder (See Page 150 for Cylinder Components)
17	1005-A	Angle Joint
18	39056	3/8-16 x 1 1/2" Adjustable Arm Retainer Capscrew
19	39727	3/8" Adjustable Arm Lock Washer
20	7132-B	Retainer for Adjustable Arm Bolt
	04000A-AR	Complete Right Side Assembly without Chainwheel and Helmet
	04000A-AL	Complete Left Side Assembly without Chainwheel and Helmet
		Chainwheel Bolt Kit Includes
	5568-A	(1) 5262-A M20 x 2.5 x 2 3/8" Adjustable Chainwheel Bolt
		(1) 0450-A Chainwheel Spacer
		(1) 5211-A M20 x 2.5 Chainwheel Bolt Nut
		Arm Bearing Kit Includes
	5559-D	(1) 1077-B Arm Bolt 4" Length
		(1) 1078-A 3/8-24 x 1/2" Set Screw
		(2) 5487-A Oilyte Bushing
		(1) 5365-A M14 x 2.0 Arm Bolt Grip Nut

NOTE: Right (Passenger) side and Left (Driver) side part numbers apply for chains mounted forward of axle.

# Model 04001BC9

Right Side Shown





AUTOMATIC TIRE CHAINS

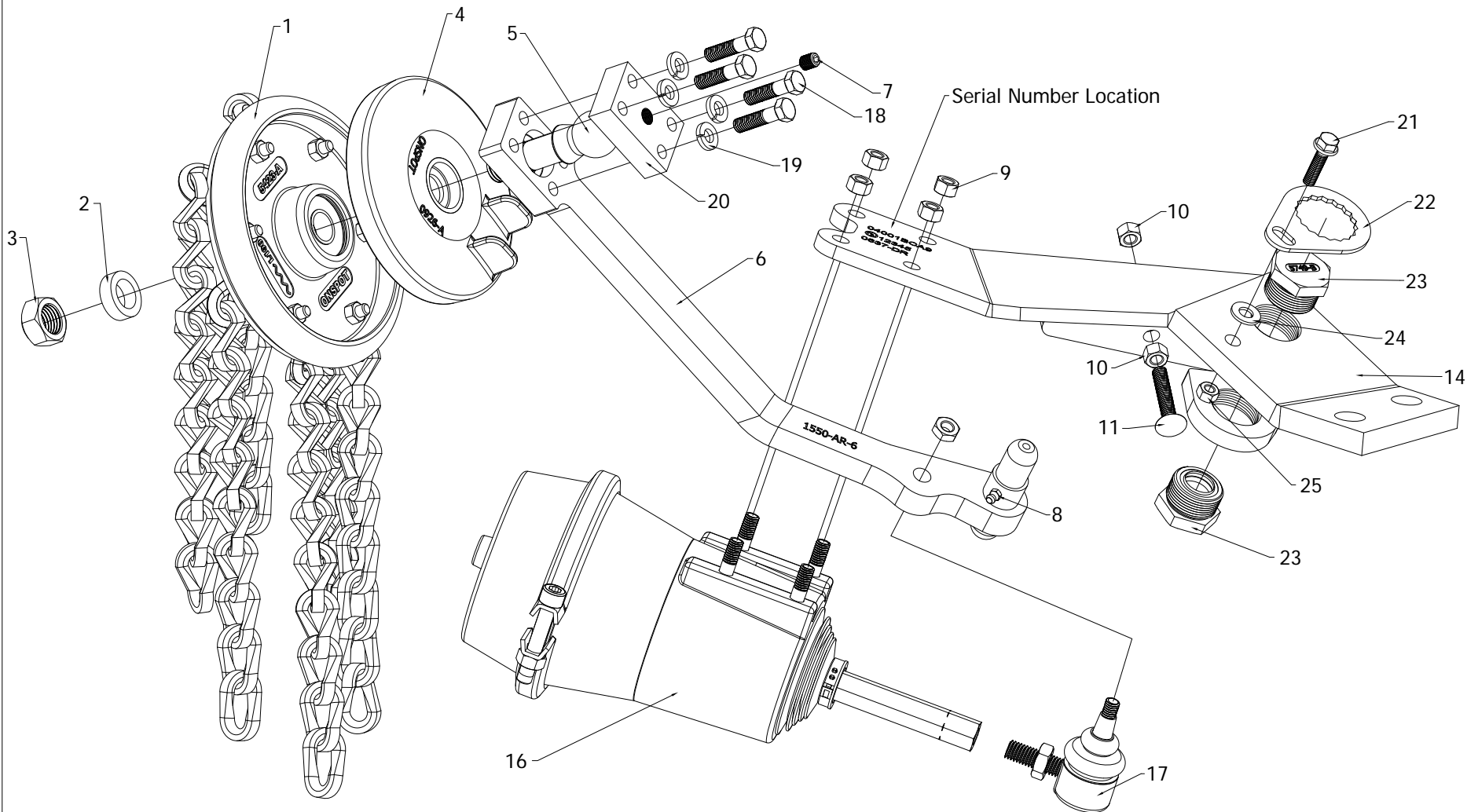
Model 04001BC9

Ref. No.	Part Number	Description
1	0925-AR-9	Complete Chainwheel Right Side (See Page 138 for Chainwheel Components)
	0925-AL-9	Complete Chainwheel Left Side
4	0926-A	Chainwheel Helmet
2	0450-A	Chainwheel Spacer
3	5211-A	M20 x 2.5 Chainwheel Bolt Nut
5	5222-A	M20 x 2.5 x 100mm Chainwheel Bolt
6	1550-AR	Arm for Right Side
	1550-AL	Arm for Left Side
8	1026-A	1/4-28 Zirc Fitting
9	41755	M10 x 1.5 Nylock Nut
10	31203	3/8-16 Nut
11	21821	3/8-16 x 2" Carriage Bolt as Stop Bolt
14	0637-DR	Cylinder Bracket Right Side (Ships without Brass Caps)
	0637-DL	Cylinder Bracket Left Side
16	1037-B	Complete Cylinder (See Page 150 for Cylinder Components)
17	1005-A	Angle Joint
21	19657	5/16-18 x 1 1/4" Serrated Flange Head Bolt
22	5750-A	Brass Cap Holder
23	5749-B	Arm Pivot Brass Cap
24	33815	3/8" Flat Washer
25	37262	5/16-18 Top Lock Nut
	04000BC-AR	Complete Right Side Assembly without Chainwheel and Helmet
	04000BC-AL	Complete Left Side Assembly without Chainwheel and Helmet
		Chainwheel Bolt Kit Includes
	5564-A	(1) 5222-A M20 x 2.5 x 100mm Chainwheel Bolt
		(2) 0450-A Chainwheel Spacer
		(1) 5211-A M20 x 2.5 Chainwheel Bolt Nut
		Hex Brass Cap Holder Kit Includes
	5570-A	(1) 5750-A Brass Cap Holder
		(1) 19657 5/16-18 x 1 1/4" Serrated Flange Head Bolt
		(1) 33815 3/8" Flat Washer
		(1) 37262 5/16-18 Top Lock Nut

NOTE: Right (Passenger) side and Left (Driver) side part numbers apply for chains mounted forward of axle.

# Model 04001BCA9

Right Side Shown





AUTOMATIC TIRE CHAINS

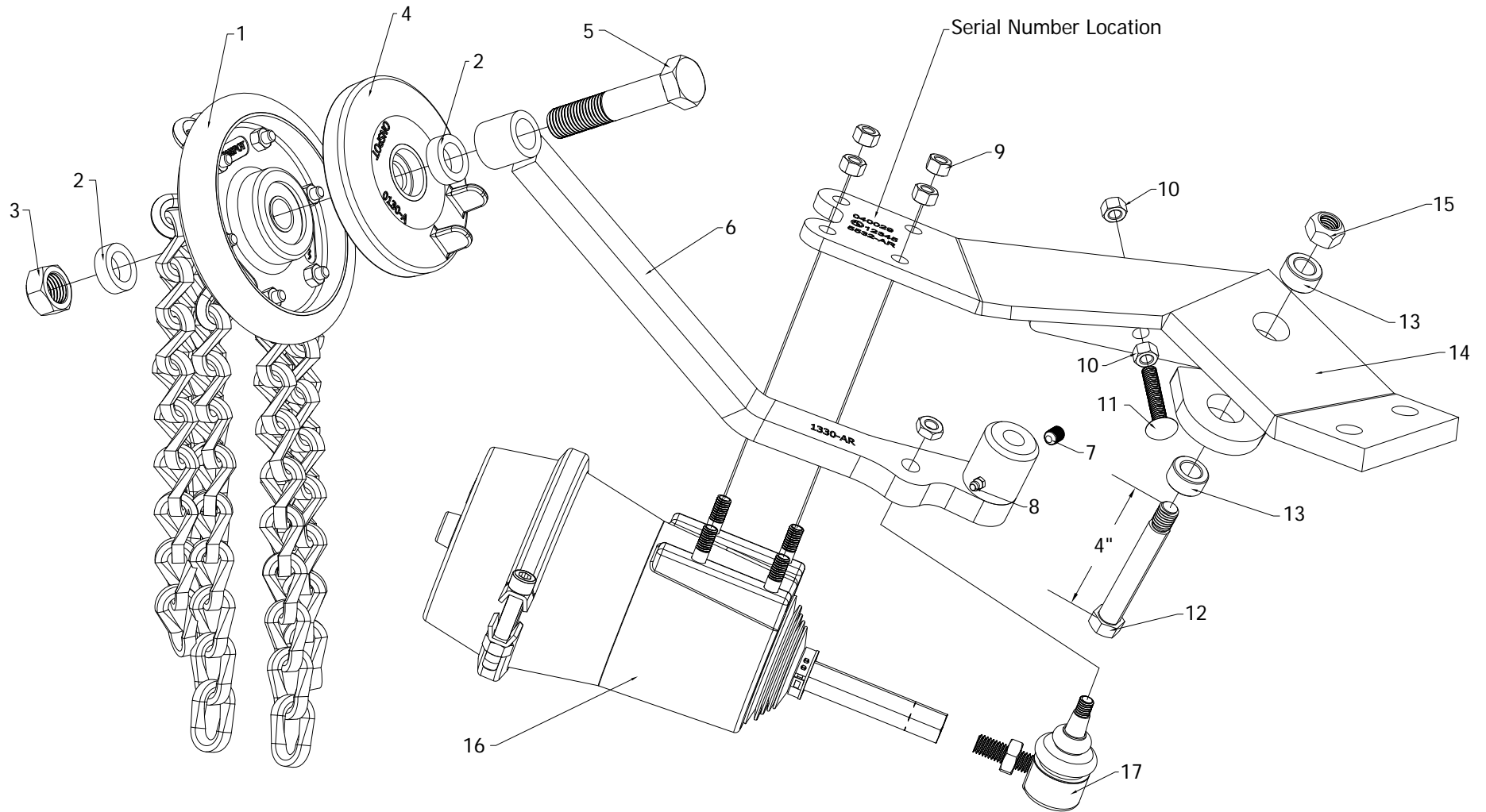
Model 04001BCA9

Ref. No.	Part Number	Description
1	0925-AR-9	Complete Chainwheel Right Side (See Page 138 for Chainwheel Components)
	0925-AL-9	Complete Chainwheel Left Side
4	0926-A	Chainwheel Helmet
2	0450-A	Chainwheel Spacer
3	5211-A	M20 x 2.5 Chainwheel Bolt Nut
5	5262-A	M20 x 2.5 x 2 3/8" Adjustable Chainwheel Bolt
6	1550-AR-6	Arm for Right Side (Ships with Items 2, 3, 5, 7, 8, 18, 19, and 20)
	1550-AL-6	Arm for Left Side (Ships with Items 2, 3, 5, 7, 8, 18, 19, and 20)
7	1078-A	3/8-24 x 1/2" Set Screw
8	1026-A	1/4-28 Zinc Fitting
9	41755	M10 x 1.5 Nylock Nut
10	31203	3/8-16 Nut
11	21821	3/8-16 x 2" Carriage Bolt as Stop Bolt
14	0637-DR	Cylinder Bracket Right Side (Ships without Brass Caps)
	0637-DL	Cylinder Bracket Left Side
16	1037-B	Complete Cylinder (See Page 150 for Cylinder Components)
17	1005-A	Angle Joint
18	39056	3/8-16 x 1 1/2" Adjustable Arm Retainer Capscrew
19	39727	3/8" Adjustable Arm Lock Washer
20	7132-B	Retainer for Adjustable Arm Bolt
21	19657	5/16-18 x 1 1/4" Serrated Flange Head Bolt
22	5750-A	Brass Cap Holder
23	5749-B	Arm Pivot Brass Cap
24	33815	3/8" Flat Washer
25	37262	5/16-18 Top Lock Nut
	04000BCA-AR	Complete Right Side Assembly without Chainwheel and Helmet
	04000BCA-AL	Complete Left Side Assembly without Chainwheel and Helmet
		Chainwheel Bolt Kit Includes
	5568-A	(1) 5262-A M20 x 2.5 x 2 3/8" Adjustable Chainwheel Bolt
		(1) 0450-A Chainwheel Spacer
		(1) 5211-A M20 x 2.5 Chainwheel Bolt Nut
		Hex Brass Cap Holder Kit Includes
	5570-A	(1) 5750-A Brass Cap Holder
		(1) 19657 5/16-18 x 1 1/4" Serrated Flange Head Bolt
		(1) 33815 3/8" Flat Washer
		(1) 37262 5/16-18 Top Lock Nut

NOTE: Right (Passenger) side and Left (Driver) side part numbers apply for chains mounted forward of axle.

# Model 040029

Right Side Shown





AUTOMATIC TIRE CHAINS

Model 040029

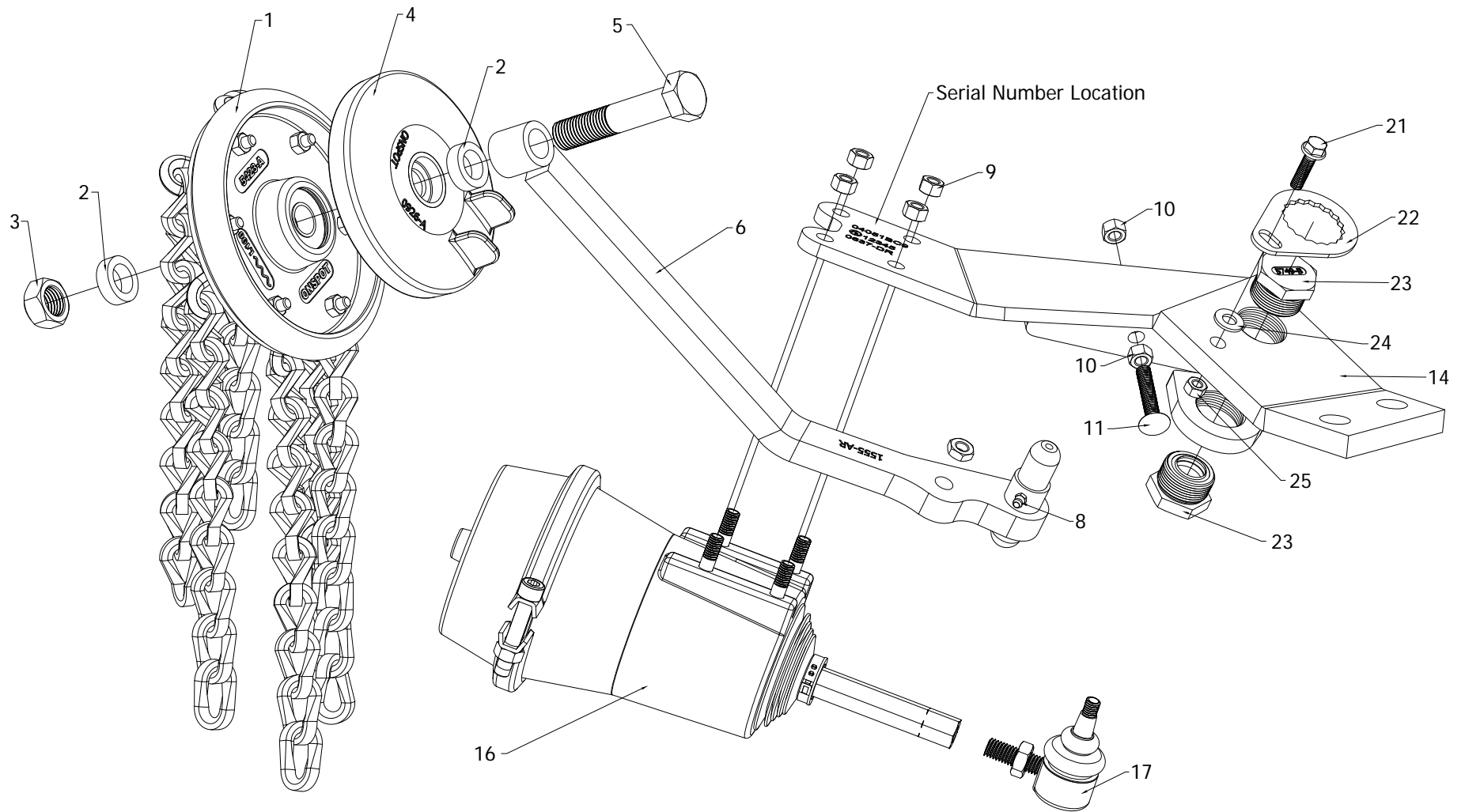
Ref. No.	Part Number	Description
1	1392-AR-9	Complete Chainwheel Right Side (See Page 140 for Chainwheel Components)
	1392-AL-9	Complete Chainwheel Left Side
4	0130-A	Chainwheel Helmet
2	0450-A	Chainwheel Spacer
3	5211-A	M20 x 2.5 Chainwheel Bolt Nut
5	5222-A	M20 x 2.5 x 100mm Chainwheel Bolt
6	1330-AR	Arm for Right Side
	1330-AL	Arm for Left Side
7	1078-A	3/8-24 x 1/2" Set Screw
8	1026-A	1/4-28 Zinc Fitting
9	41755	M10 x 1.5 Nylock Nut
10	31203	3/8-16 Nut
11	21821	3/8-16 x 2" Carriage Bolt as Stop Bolt
12	1077-B	Arm Bolt 4" Length
13	5487-A	Oilyte Bushing (2 per Cylinder Bracket)
14	5532-AR	Cylinder Bracket Right Side (Ships with Oilyte Bushing Installed)
	5532-AL	Cylinder Bracket Left Side
15	5365-A	M14 x 2.0 Arm Bolt Grip Nut
16	1037-B	Complete Cylinder (See Page 150 for Cylinder Components)
17	1005-A	Angle Joint
	04000-AR	Complete Right Side Assembly without Chainwheel and Helmet
	04000-AL	Complete Left Side Assembly without Chainwheel and Helmet
		Chainwheel Bolt Kit Includes
	5564-A	(1) 5222-A M20 x 2.5 x 100mm Chainwheel Bolt
		(2) 0450-A Chainwheel Spacer
		(1) 5211-A M20 x 2.5 Chainwheel Bolt Nut
		Arm Bearing Kit Includes
	5559-D	(1) 1077-B Arm Bolt 4" Length
		(1) 1078-A 3/8-24 x 1/2" Set Screw
		(2) 5487-A Oilyte Bushing
		(1) 5365-A M14 x 2.0 Arm Bolt Grip Nut

NOTE: Right (Passenger) side and Left (Driver) side part numbers apply for chains mounted forward of axle.



# Model 04051BC9

Right Side Shown





AUTOMATIC TIRE CHAINS

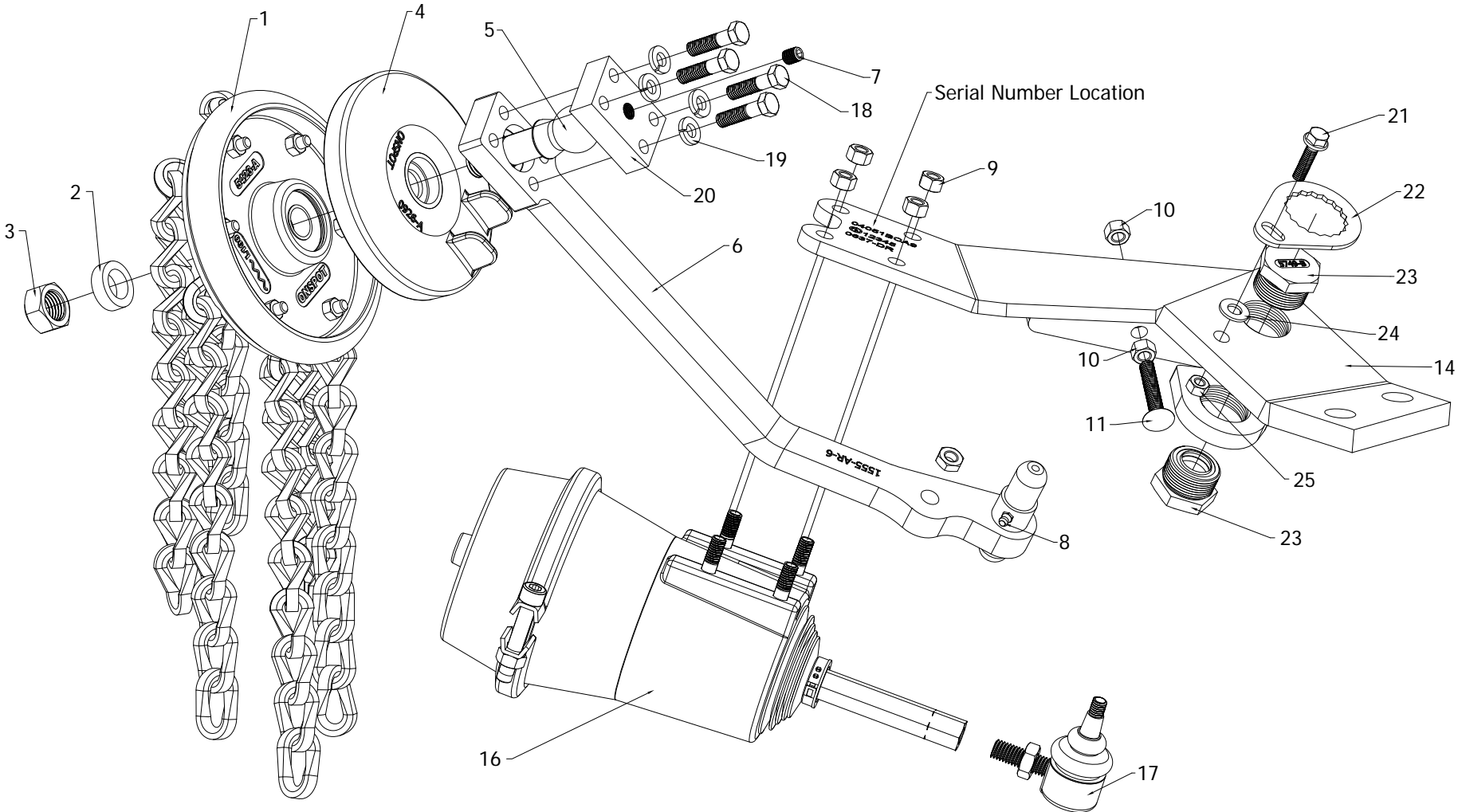
Model 04051BC9

Ref. No.	Part Number	Description
1	0925-AR-9	Complete Chainwheel Right Side (See Page 138 for Chainwheel Components)
	0925-AL-9	Complete Chainwheel Left Side
4	0926-A	Chainwheel Helmet
2	0450-A	Chainwheel Spacer
3	5211-A	M20 x 2.5 Chainwheel Bolt Nut
5	5222-A	M20 x 2.5 x 100mm Chainwheel Bolt
6	1555-AR	Arm for Right Side
	1555-AL	Arm for Left Side
8	1026-A	1/4-28 Zirc Fitting
9	41755	M10 x 1.5 Nylock Nut
10	31203	3/8-16 Nut
11	21821	3/8-16 x 2" Carriage Bolt as Stop Bolt
14	0637-DR	Cylinder Bracket Right Side (Ships without Brass Caps)
	0637-DL	Cylinder Bracket Left Side
16	1037-B	Complete Cylinder (See Page 150 for Cylinder Components)
17	1005-A	Angle Joint
21	19657	5/16-18 x 1 1/4" Serrated Flange Head Bolt
22	5750-A	Brass Cap Holder
23	5749-B	Arm Pivot Brass Cap
24	33815	3/8" Flat Washer
25	37262	5/16-18 Top Lock Nut
	04050BC-AR	Complete Right Side Assembly without Chainwheel and Helmet
	04050BC-AL	Complete Left Side Assembly without Chainwheel and Helmet
		Chainwheel Bolt Kit Includes
	5564-A	(1) 5222-A M20 x 2.5 x 100mm Chainwheel Bolt
		(2) 0450-A Chainwheel Spacer
		(1) 5211-A M20 x 2.5 Chainwheel Bolt Nut
		Hex Brass Cap Holder Kit Includes
	5570-A	(1) 5750-A Brass Cap Holder
		(1) 19657 5/16-18 x 1 1/4" Serrated Flange Head Bolt
		(1) 33815 3/8" Flat Washer
		(1) 37262 5/16-18 Top Lock Nut

NOTE: Right (Passenger) side and Left (Driver) side part numbers apply for chains mounted forward of axle.

# Model 04051BCA9

Right Side Shown





AUTOMATIC TIRE CHAINS

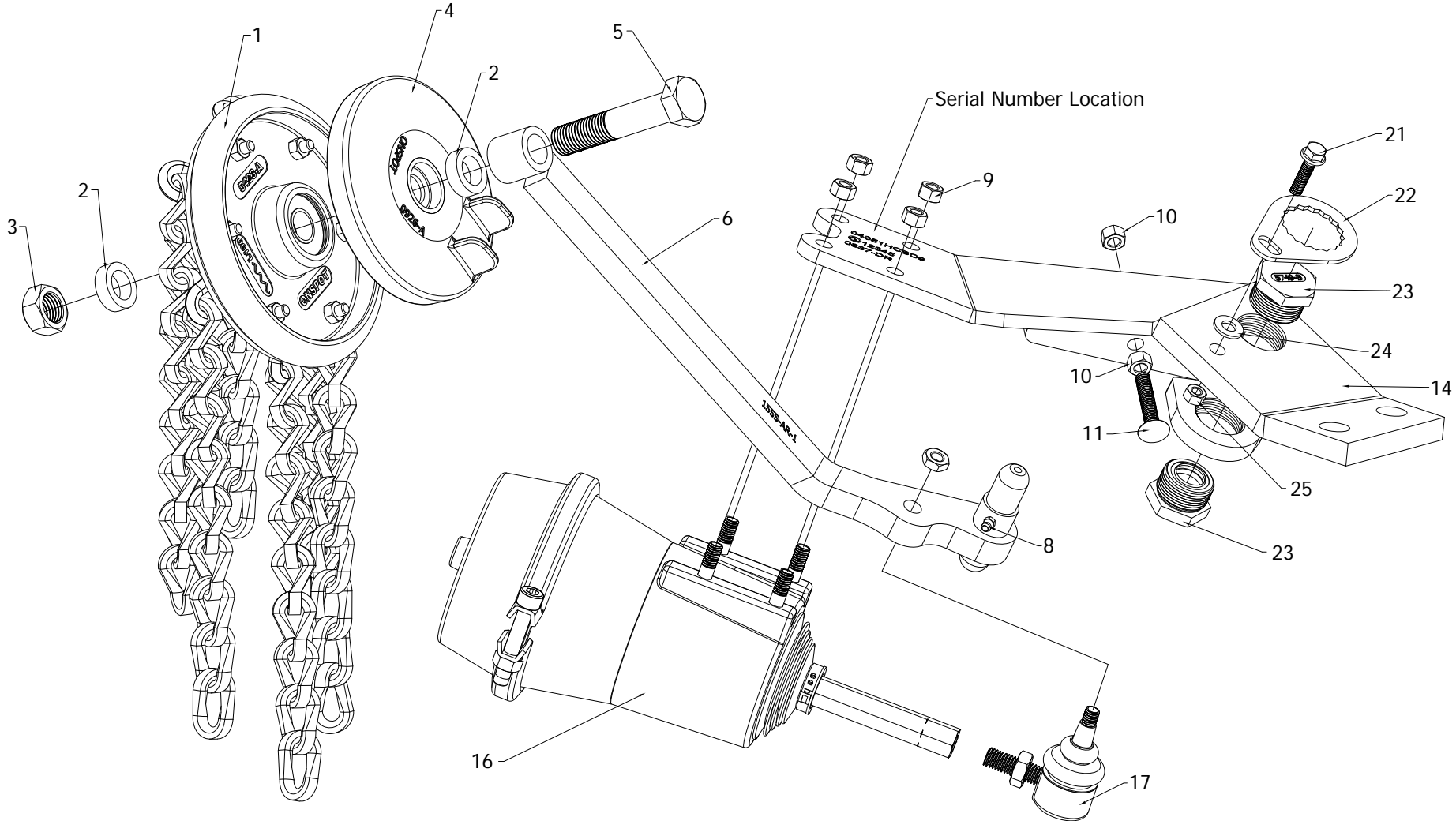
Model 04051BCA9

Ref. No.	Part Number	Description
1	0925-AR-9	Complete Chainwheel Right Side (See Page 138 for Chainwheel Components)
	0925-AL-9	Complete Chainwheel Left Side
4	0926-A	Chainwheel Helmet
2	0450-A	Chainwheel Spacer
3	5211-A	M20 x 2.5 Chainwheel Bolt Nut
5	5262-A	M20 x 2.5 x 2 3/8" Adjustable Chainwheel Bolt
6	1555-AR-6	Arm for Right Side (Ships with Items 2, 3, 5, 7, 8, 18, 19, and 20)
	1555-AL-6	Arm for Left Side (Ships with Items 2, 3, 5, 7, 8, 18, 19, and 20)
7	1078-A	3/8-24 x 1/2" Set Screw
8	1026-A	1/4-28 Zinc Fitting
9	41755	M10 x 1.5 Nylock Nut
10	31203	3/8-16 Nut
11	21821	3/8-16 x 2" Carriage Bolt as Stop Bolt
14	0637-DR	Cylinder Bracket Right Side (Ships without Brass Caps)
	0637-DL	Cylinder Bracket Left Side
16	1037-B	Complete Cylinder (See Page 150 for Cylinder Components)
17	1005-A	Angle Joint
18	39056	3/8-16 x 1 1/2" Adjustable Arm Retainer Capscrew
19	39727	3/8" Adjustable Arm Lock Washer
20	7132-B	Retainer for Adjustable Arm Bolt
21	19657	5/16-18 x 1 1/4" Serrated Flange Head Bolt
22	5750-B	Brass Cap Holder
23	5749-B	Arm Pivot Brass Cap
24	33815	3/8" Flat Washer
25	37262	5/16-18 Top Lock Nut
	04050BCA-AR	Complete Right Side Assembly without Chainwheel and Helmet
	04050BCA-AL	Complete Left Side Assembly without Chainwheel and Helmet
		Chainwheel Bolt Kit Includes
	5568-A	(1) 5262-A M20 x 2.5 x 2 3/8" Adjustable Chainwheel Bolt
		(1) 0450-A Chainwheel Spacer
		(1) 5211-A M20 x 2.5 Chainwheel Bolt Nut
		Hex Brass Cap Holder Kit Includes
	5570-A	(1) 5750-A Brass Cap Holder
		(1) 19657 5/16-18 x 1 1/4" Serrated Flange Head Bolt
		(1) 33815 3/8" Flat Washer
		(1) 37262 5/16-18 Top Lock Nut

NOTE: Right (Passenger) side and Left (Driver) side part numbers apply for chains mounted forward of axle.

# Model 04051HCBC9

Right Side Shown





AUTOMATIC TIRE CHAINS

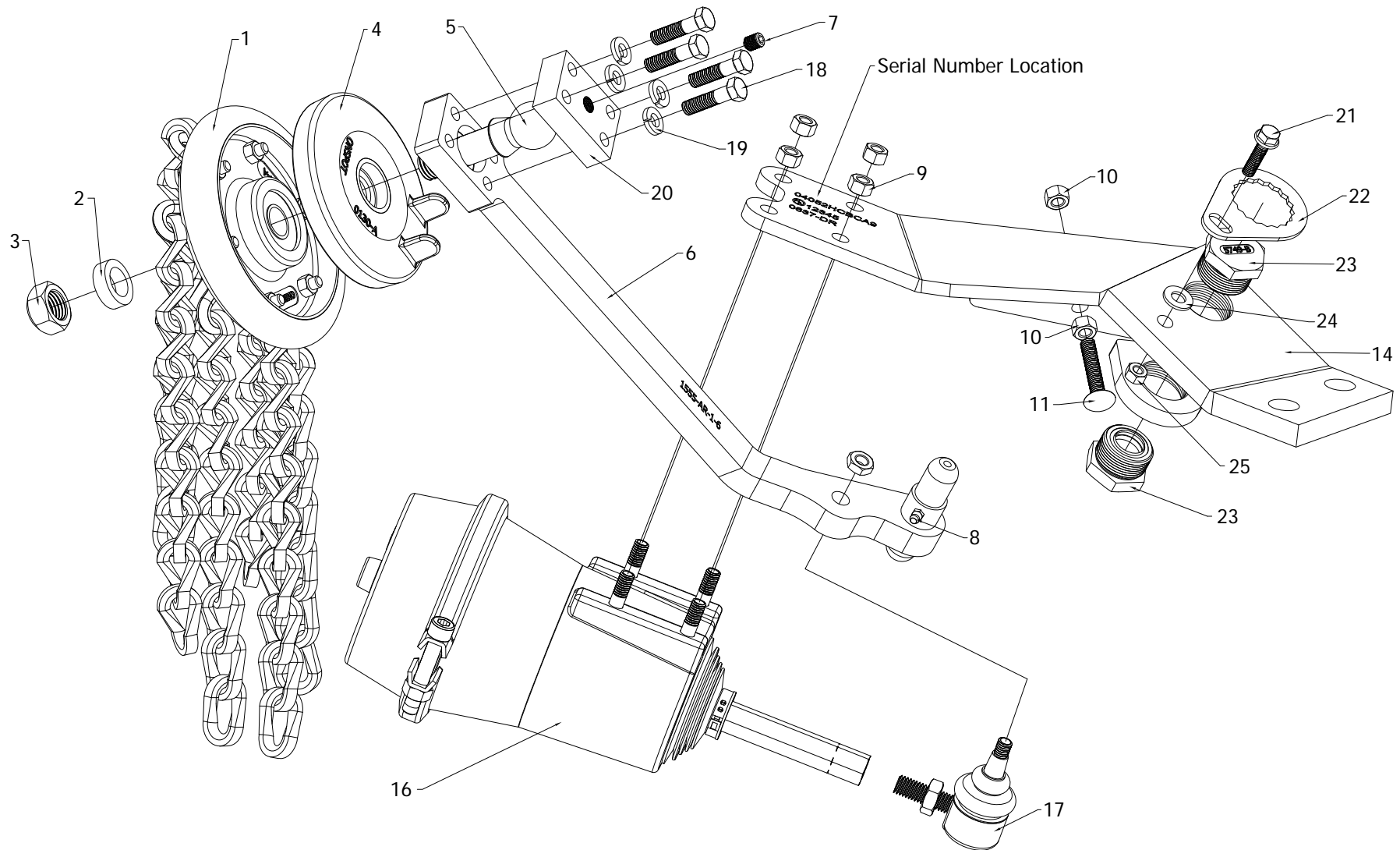
Model 04051HCBC9

Ref. No.	Part Number	Description
1	0925-AR-9	Complete Chainwheel Right Side (See Page 138 for Chainwheel Components)
	0925-AL-9	Complete Chainwheel Left Side
4	0926-A	Chainwheel Helmet
2	0450-A	Chainwheel Spacer
3	5211-A	M20 x 2.5 Chainwheel Bolt Nut
5	5222-A	M20 x 2.5 x 100mm Chainwheel Bolt
6	1555-AR-1	Arm for Right Side
	1555-AL-1	Arm for Left Side
8	1026-A	1/4-28 Zirc Fitting
9	41755	M10 x 1.5 Nylock Nut
10	31203	3/8-16 Nut
11	21821	3/8-16 x 2" Carriage Bolt as Stop Bolt
14	0637-DR	Cylinder Bracket Right Side (Ships without Brass Caps)
	0637-DL	Cylinder Bracket Left Side
16	1037-B	Complete Cylinder (See Page 150 for Cylinder Components)
17	1005-A	Angle Joint
21	19657	5/16-18 x 1 1/4" Serrated Flange Head Bolt
22	5750-A	Brass Cap Holder
23	5749-B	Arm Pivot Brass Cap
24	33815	3/8" Flat Washer
25	37262	5/16-18 Top Lock Nut
	04050HCBC-AR	Complete Right Side Assembly without Chainwheel and Helmet
	04050HCBC-AL	Complete Left Side Assembly without Chainwheel and Helmet
		Chainwheel Bolt Kit Includes
	5564-A	(1) 5222-A M20 x 2.5 x 100mm Chainwheel Bolt
		(2) 0450-A Chainwheel Spacer
		(1) 5211-A M20 x 2.5 Chainwheel Bolt Nut
		Hex Brass Cap Holder Kit Includes
	5570-A	(1) 5750-A Brass Cap Holder
		(1) 19657 5/16-18 x 1 1/4" Serrated Flange Head Bolt
		(1) 33815 3/8" Flat Washer
		(1) 37262 5/16-18 Top Lock Nut

NOTE: Right (Passenger) side and Left (Driver) side part numbers apply for chains mounted forward of axle.

# Model 04052HCBCA9

Right Side Shown





AUTOMATIC TIRE CHAINS

Model 04052HCBCA9

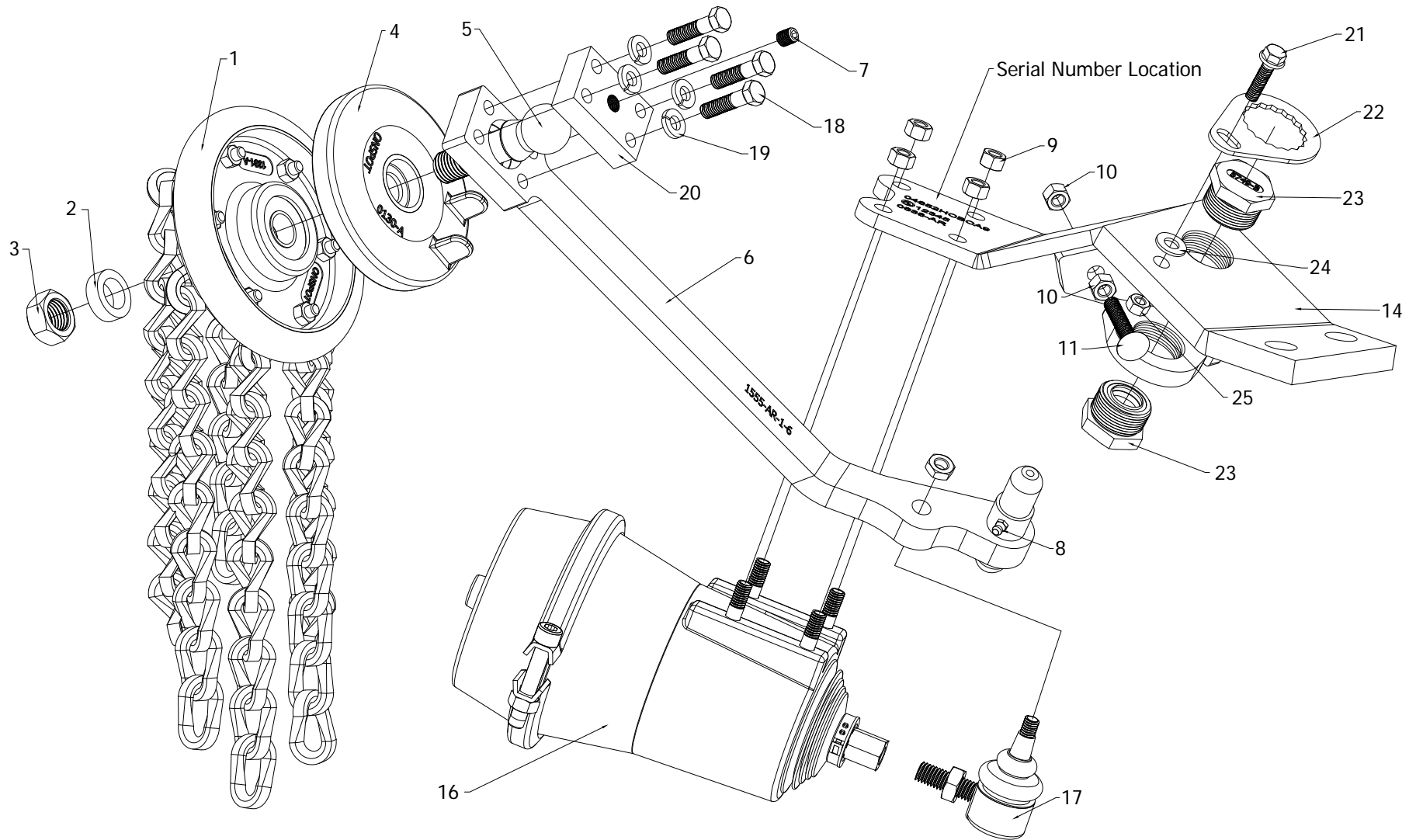
Ref. No.	Part Number	Description
1	1392-AR-9	Complete Chainwheel Right Side (See Page 140 for Chainwheel Components)
	1392-AL-9	Complete Chainwheel Left Side
4	0130-A	Chainwheel Helmet
2	0450-A	Chainwheel Spacer
3	5211-A	M20 x 2.5 Chainwheel Bolt Nut
5	5262-A	M20 x 2.5 x 2 3/8" Adjustable Chainwheel Bolt
6	1555-AR-1-6	Arm for Right Side (Ships with Items 2, 3, 5, 7, 8, 18, 19, and 20)
	1555-AL-1-6	Arm for Left Side (Ships with Items 2, 3, 5, 7, 8, 18, 19, and 20)
7	1078-A	3/8-24 x 1/2" Set Screw
8	1026-A	1/4-28 Zinc Fitting
9	41755	M10 x 1.5 Nylock Nut
10	31203	3/8-16 Nut
11	21821	3/8-16 x 2" Carriage Bolt as Stop Bolt
14	0637-DR	Cylinder Bracket Right Side (Ships without Brass Caps)
	0637-DL	Cylinder Bracket Left Side
16	1037-B	Complete Cylinder (See Page 150 for Cylinder Components)
17	1005-A	Angle Joint
18	39056	3/8-16 x 1 1/2" Adjustable Arm Retainer Capscrew
19	39727	3/8" Adjustable Arm Lock Washer
20	7132-B	Retainer for Adjustable Arm Bolt
21	19657	5/16-18 x 1 1/4" Serrated Flange Head Bolt
22	5750-A	Brass Cap Holder
23	5749-B	Arm Pivot Brass Cap
24	33815	3/8" Flat Washer
25	37262	5/16-18 Top Lock Nut
	04050HCBCA-AR	Complete Right Side Assembly without Chainwheel and Helmet
	04050HCBCA-AL	Complete Left Side Assembly without Chainwheel and Helmet
		Chainwheel Bolt Kit Includes
	5568-A	(1) 5262-A M20 x 2.5 x 2 3/8" Adjustable Chainwheel Bolt
		(1) 0450-A Chainwheel Spacer
		(1) 5211-A M20 x 2.5 Chainwheel Bolt Nut
		Hex Brass Cap Holder Kit Includes
	5570-A	(1) 5750-A Brass Cap Holder
		(1) 19657 5/16-18 x 1 1/4" Serrated Flange Head Bolt
		(1) 33815 3/8" Flat Washer
		(1) 37262 5/16-18 Top Lock Nut

NOTE: Right (Passenger) side and Left (Driver) side part numbers apply for chains mounted forward of axle.



# Model 04652HCBCA9

Right Side Shown





AUTOMATIC TIRE CHAINS

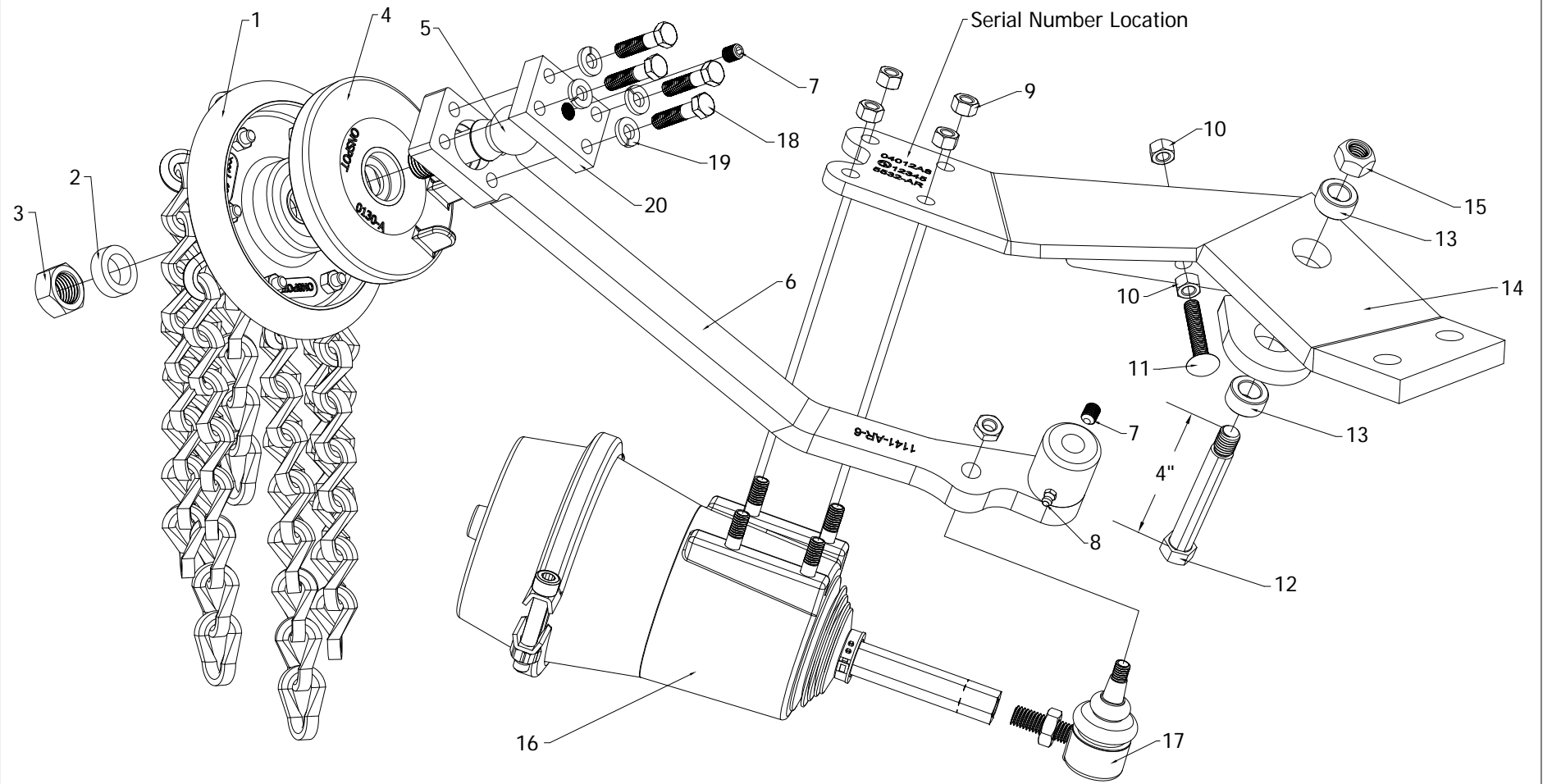
Model 04652HCBCA9

Ref. No.	Part Number	Description
1	1392-AR-9	Complete Chainwheel Right Side (See Page 140 for Chainwheel Components)
	1392-AL-9	Complete Chainwheel Left Side
4	0130-A	Chainwheel Helmet
2	0450-A	Chainwheel Spacer
3	5211-A	M20 x 2.5 Chainwheel Bolt Nut
5	5262-A	M20 x 2.5 x 2 3/8" Adjustable Chainwheel Bolt
6	1555-AR-1-6	Arm for Right Side (Ships with Items 2, 3, 5, 7, 8, 18, 19, and 20)
	1555-AL-1-6	Arm for Left Side (Ships with Items 2, 3, 5, 7, 8, 18, 19, and 20)
7	1078-A	3/8-24 x 1/2" Set Screw
8	1026-A	1/4-28 Zinc Fitting
9	41755	M10 x 1.5 Nylock Nut
10	31203	3/8-16 Nut
11	21821	3/8-16 x 2" Carriage Bolt as Stop Bolt
14	0638-DR	Cylinder Bracket Right Side (Ships without Brass Caps)
	0638-DL	Cylinder Bracket Left Side
16	1037-A	Complete Cylinder (See Page 150 for Cylinder Components)
17	1005-A	Angle Joint
18	39056	3/8-16 x 1 1/2" Adjustable Arm Retainer Capscrew
19	39727	3/8" Adjustable Arm Lock Washer
20	7132-B	Retainer for Adjustable Arm Bolt
21	19657	5/16-18 x 1 1/4" Serrated Flange Head Bolt
22	5750-A	Brass Cap Holder
23	5749-B	Arm Pivot Brass Cap
24	33815	3/8" Flat Washer
25	37262	5/16-18 Top Lock Nut
	04650HCBCA-AR	Complete Right Side Assembly without Chainwheel and Helmet
	04650HCBCA-AL	Complete Left Side Assembly without Chainwheel and Helmet
		Chainwheel Bolt Kit Includes
	5568-A	(1) 5262-A M20 x 2.5 x 2 3/8" Adjustable Chainwheel Bolt
		(1) 0450-A Chainwheel Spacer
		(1) 5211-A M20 x 2.5 Chainwheel Bolt Nut
		Hex Brass Cap Holder Kit Includes
	5570-A	(1) 5750-A Brass Cap Holder
		(1) 19657 5/16-18 x 1 1/4" Serrated Flange Head Bolt
		(1) 33815 3/8" Flat Washer
		(1) 37262 5/16-18 Top Lock Nut

NOTE: Right (Passenger) side and Left (Driver) side part numbers apply for chains mounted forward of axle.

# Model 04012A8

Right Side Shown





AUTOMATIC TIRE CHAINS

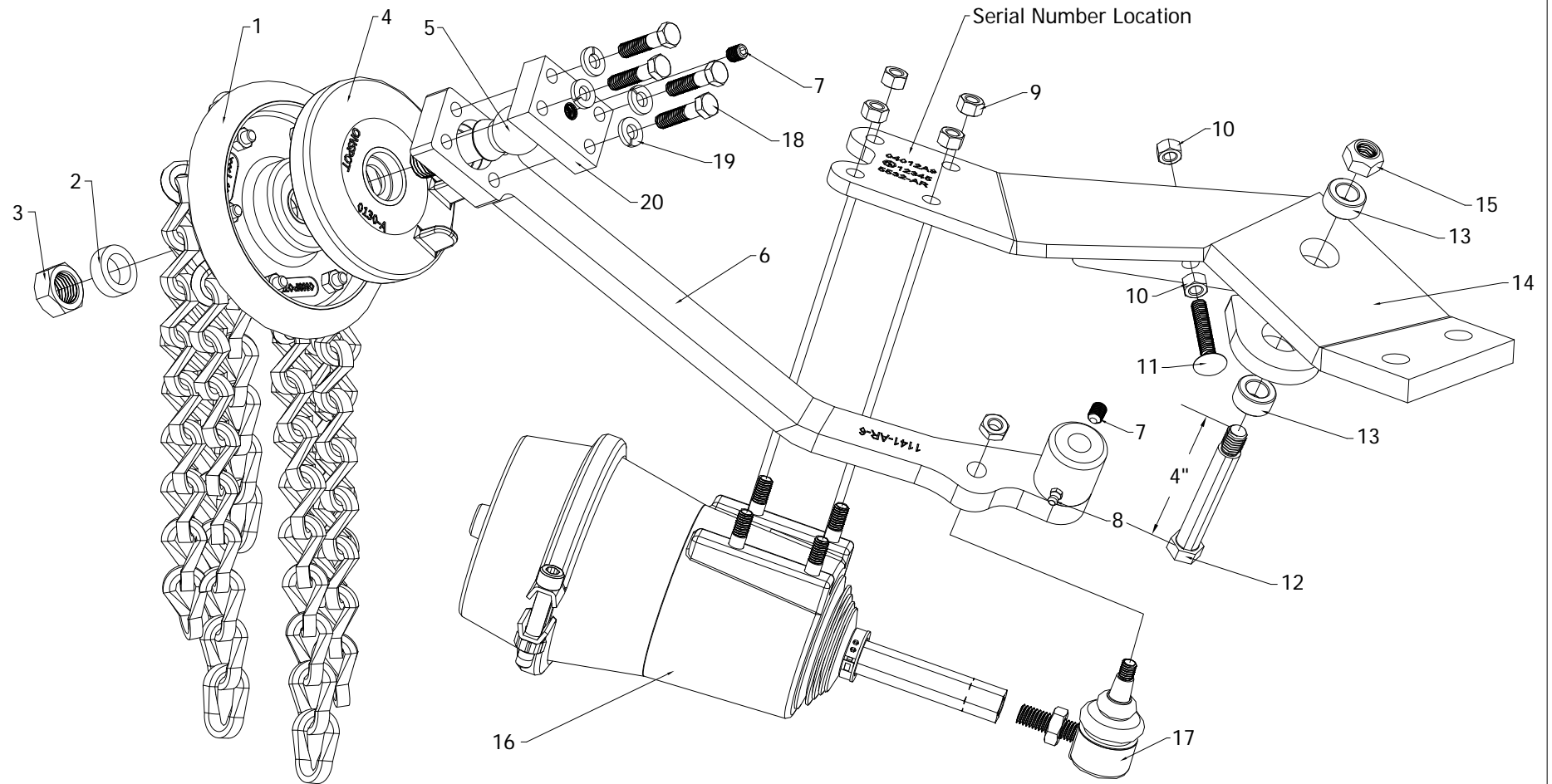
Model 04012A8

Ref. No.	Part Number	Description
1	1392-AR-8	Complete Chainwheel Right Side (See Page 140 for Chainwheel Components)
	1392-AL-8	Complete Chainwheel Left Side
4	0130-A	Chainwheel Helmet
2	0450-A	Chainwheel Spacer
3	5211-A	M20 x 2.5 Chainwheel Bolt Nut
5	5262-A	M20 x 2.5 x 2 3/8" Adjustable Chainwheel Bolt
6	1141-AR-6	Arm for Right Side (Ships with Items 2, 3, 5, 7, 8, 18, 19, and 20)
	1141-AL-6	Arm for Left Side (Ships with Items 2, 3, 5, 7, 8, 18, 19, and 20)
7	1078-A	3/8-24 x 1/2" Set Screw
8	1026-A	1/4-28 Zirc Fitting
9	41755	M10 x 1.5 Nylock Nut
10	31203	3/8-16 Nut
11	21821	3/8-16 x 2" Carriage Bolt as Stop Bolt
12	1077-B	Arm Bolt 4" Length
13	5487-A	Oilyte Bushing (2 per Cylinder Bracket)
14	5532-AR	Cylinder Bracket Right Side (Ships with Oilyte Bushing Installed)
	5532-AL	Cylinder Bracket Left Side
15	5365-A	M14 x 2.0 Arm Bolt Grip Nut
16	1037-B	Complete Cylinder ( See Page 150 for Cylinder Components)
17	1005-A	Angle Joint
18	39056	3/8-16 x 1 1/2" Adjustable Arm Retainer Capscrew
19	39727	3/8" Adjustable Arm Lock Washer
20	7132-B	Retainer for Adjustable Arm Bolt
	04010A-AR	Complete Right Side Assembly without Chainwheel and Helmet
	04010A-AL	Complete Left Side Assembly without Chainwheel and Helmet
		Chainwheel Bolt Kit Includes
	5568-A	(1) 5262-A M20 x 2.5 x 2 1/4" Adjustable Chainwheel Bolt
		(1) 0450-A Chainwheel Spacer
		(1) 5211-A M20 x 2.5 Chainwheel Bolt Nut
		Arm Bearing Kit Includes
	5559-D	(1) 1077-B Arm Bolt 4" Length
		(1) 1078-A 3/8-24 x 1/2" Set Screw
		(2) 5487-A Oilyte Bushing
		(1) 5365-A M14 x 2.0 Arm Bolt Grip Nut

NOTE: Right (Passenger) side and Left (Driver) side part numbers apply for chains mounted forward of axle.

# Model 04012A9

Right Side Shown





AUTOMATIC TIRE CHAINS

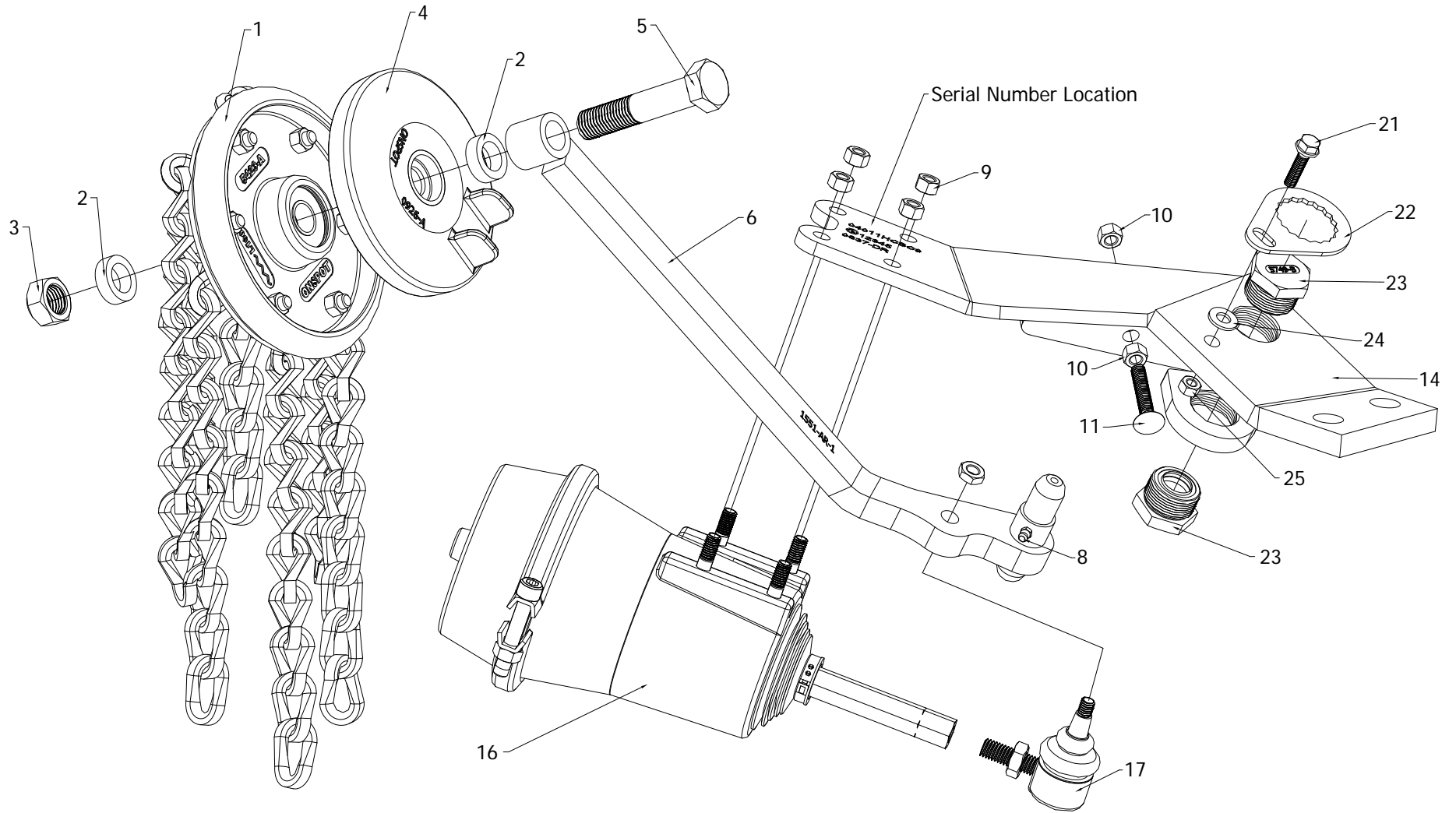
Model 04012A9

Ref. No.	Part Number	Description
1	1392-AR-9	Complete Chainwheel Right Side (See Page 140 for Chainwheel Components)
	1392-AL-9	Complete Chainwheel Left Side
4	0130-A	Chainwheel Helmet
2	0450-A	Chainwheel Spacer
3	5211-A	M20 x 2.5 Chainwheel Bolt Nut
5	5262-A	M20 x 2.5 x 2 3/8" Adjustable Chainwheel Bolt
6	1141-AR-6	Arm for Right Side (Ships with Items 2, 3, 5, 7, 8, 18, 19, and 20)
	1141-AL-6	Arm for Left Side (Ships with Items 2, 3, 5, 7, 8, 18, 19, and 20)
7	1078-A	3/8-24 x 1/2" Set Screw
8	1026-A	1/4-28 Zinc Fitting
9	41755	M10 x 1.5 Nylock Nut
10	31203	3/8-16 Nut
11	21821	3/8-16 x 2" Carriage Bolt as Stop Bolt
12	1077-B	Arm Bolt 4" Length
13	5487-A	Oilyte Bushing (2 per Cylinder Bracket)
14	5532-AR	Cylinder Bracket Right Side (Ships with Oilyte Bushing Installed)
	5532-AL	Cylinder Bracket Left Side
15	5365-A	M14 x 2.0 Arm Bolt Grip Nut
16	1037-B	Complete Cylinder (See Page 150 for Cylinder Components)
17	1005-A	Angle Joint
18	39056	3/8-16 x 1 1/2" Adjustable Arm Retainer Capscrew
19	39727	3/8" Adjustable Arm Lock Washer
20	7132-B	Retainer for Adjustable Arm Bolt
	04010A-AR	Complete Right Side Assembly without Chainwheel and Helmet
	04010A-AL	Complete Left Side Assembly without Chainwheel and Helmet
		Chainwheel Bolt Kit Includes
	5568-A	(1) 5262-A M20 x 2.5 x 2 1/4" Adjustable Chainwheel Bolt
		(1) 0450-A Chainwheel Spacer
		(1) 5211-A M20 x 2.5 Chainwheel Bolt Nut
		Arm Bearing Kit Includes
	5559-D	(1) 1077-B Arm Bolt 4" Length
		(1) 1078-A 3/8-24 x 1/2" Set Screw
		(2) 5487-A Oilyte Bushing
		(1) 5365-A M14 x 2.0 Arm Bolt Grip Nut

NOTE: Right (Passenger) side and Left (Driver) side part numbers apply for chains mounted forward of axle.

# Model 04011HCBC9

Right Side Shown





AUTOMATIC TIRE CHAINS

Model 04011HCBC9

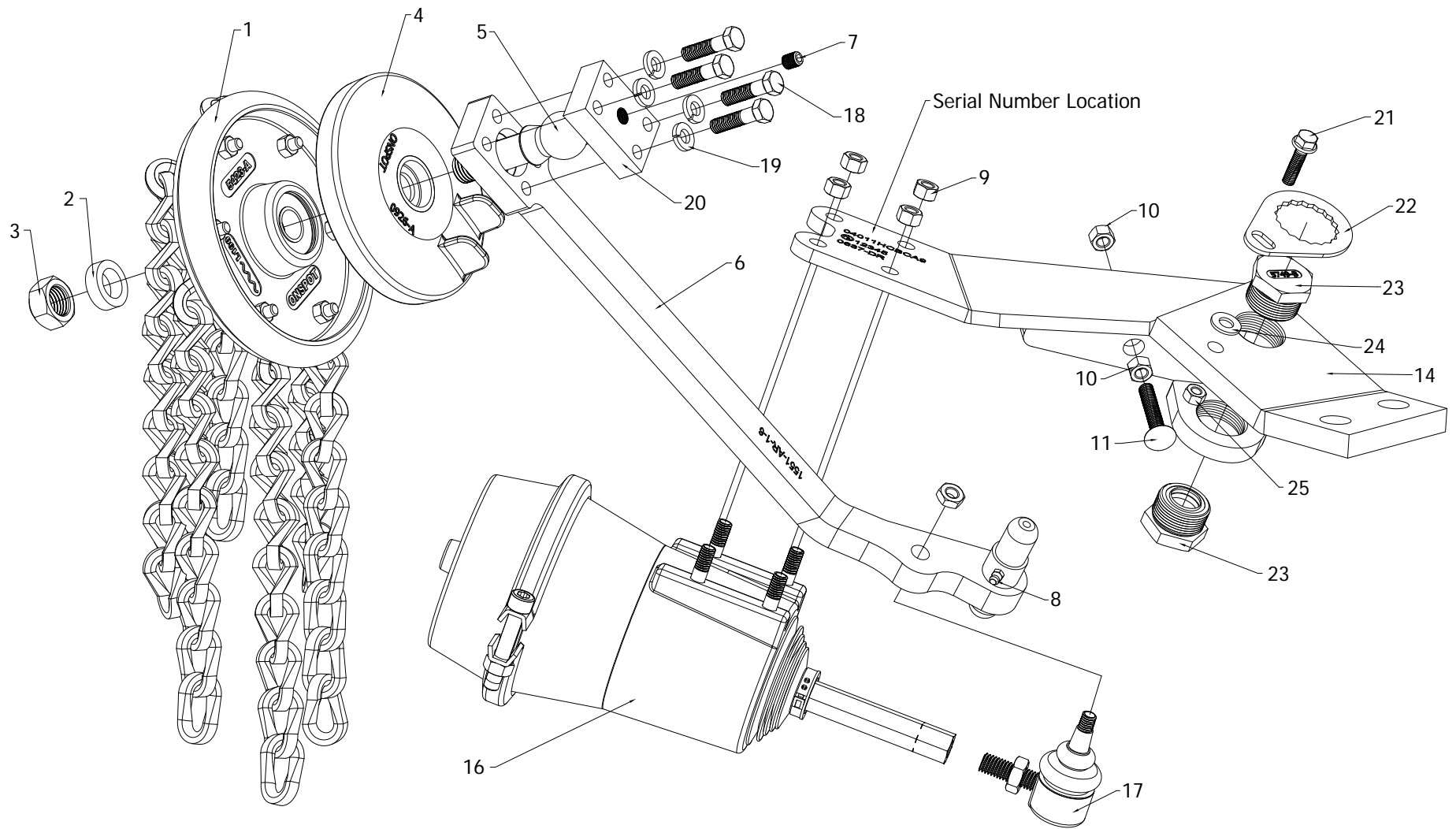
Ref. No.	Part Number	Description
1	0925-AR-9	Complete Chainwheel Right Side (See Page 138 for Chainwheel Components)
	0925-AL-9	Complete Chainwheel Left Side
4	0926-A	Chainwheel Helmet
2	0450-A	Chainwheel Spacer
3	5211-A	M20 x 2.5 Chainwheel Bolt Nut
5	5222-A	M20 x 2.5 x 100mm Chainwheel Bolt
6	1551-AR-1	Arm for Right Side
	1551-AL-1	Arm for Left Side
8	1026-A	1/4-28 Zirc Fitting
9	41755	M10 x 1.5 Nylock Nut
10	31203	3/8-16 Nut
11	21821	3/8-16 x 2" Carriage Bolt as Stop Bolt
14	0637-DR	Cylinder Bracket Right Side (Ships without Brass Caps)
	0637-DL	Cylinder Bracket Left Side
16	1037-B	Complete Cylinder (See Page 150 for Cylinder Components)
17	1005-A	Angle Joint
21	19657	5/16-18 x 1 1/4" Serrated Flange Head Bolt
22	5750-A	Brass Cap Holder
23	5749-B	Arm Pivot Brass Cap
24	33815	3/8" Flat Washer
25	37262	5/16-18 Top Lock Nut
	04010HCBC-AR	Complete Right Side Assembly without Chainwheel and Helmet
	04010HCBC-AL	Complete Left Side Assembly without Chainwheel and Helmet
		Chainwheel Bolt Kit Includes
	5564-A	(1) 5222-A M20 x 2.5 x 100mm Chainwheel Bolt
		(2) 0450-A Chainwheel Spacer
		(1) 5211-A M20 x 2.5 Chainwheel Bolt Nut
		Hex Brass Cap Holder Kit Includes
	5570-A	(1) 5750-A Brass Cap Holder
		(1) 19657 5/16-18 x 1 1/4" Serrated Flange Head Bolt
		(1) 33815 3/8" Flat Washer
		(1) 37262 5/16-18 Top Lock Nut

NOTE: Right (Passenger) side and Left (Driver) side part numbers apply for chains mounted forward of axle.



# Model 04011HCBCA9

Right Side Shown





AUTOMATIC TIRE CHAINS

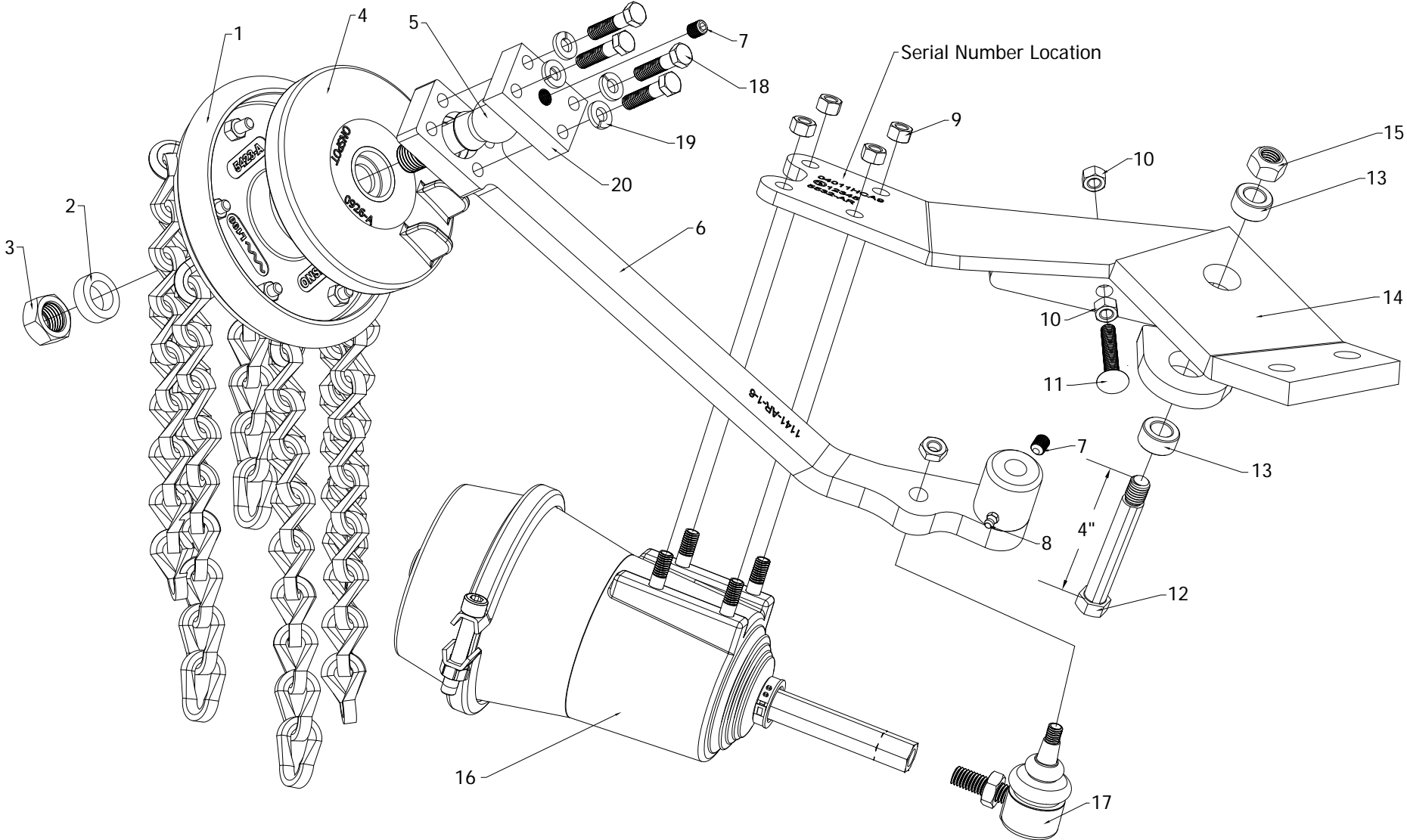
Model 04011HCBCA9

Ref. No.	Part Number	Description
1	0925-AR-9	Complete Chainwheel Right Side (See Page 138 for Chainwheel Components)
	0925-AL-9	Complete Chainwheel Left Side
4	0926-A	Chainwheel Helmet
2	0450-A	Chainwheel Spacer
3	5211-A	M20 x 2.5 Chainwheel Bolt Nut
5	5262-A	M20 x 2.5 x 2 3/8" Adjustable Chainwheel Bolt
6	1551-AR-1-6	Arm for Right Side (Ships with Items 2, 3, 5, 7, 8, 18, 19, and 20)
	1551-AL-1-6	Arm for Left Side (Ships with Items 2, 3, 5, 7, 8, 18, 19, and 20)
7	1078-A	3/8-24 x 1/2" Set Screw
8	1026-A	1/4-28 Zinc Fitting
9	41755	M10 x 1.5 Nylock Nut
10	31203	3/8-16 Nut
11	21821	3/8-16 x 2" Carriage Bolt as Stop Bolt
14	0637-DR	Cylinder Bracket Right Side (Ships without Brass Caps)
	0637-DL	Cylinder Bracket Left Side
16	1037-B	Complete Cylinder (See Page 150 for Cylinder Components)
17	1005-A	Angle Joint
18	39056	3/8-16 x 1 1/2" Adjustable Arm Retainer Capscrew
19	39727	3/8" Adjustable Arm Lock Washer
20	7132-B	Retainer for Adjustable Arm Bolt
21	19657	5/16-18 x 1 1/4" Serrated Flange Head Bolt
22	5750-A	Brass Cap Holder
23	5749-B	Arm Pivot Brass Cap
24	33815	3/8" Flat Washer
25	37262	5/16-18 Top Lock Nut
	04010HCBCA-AR	Complete Right Side Assembly without Chainwheel and Helmet
	04010HCBCA-AL	Complete Left Side Assembly without Chainwheel and Helmet
		Chainwheel Bolt Kit Includes
	5568-A	(1) 5262-A M20 x 2.5 x 2 3/8" Adjustable Chainwheel Bolt
		(1) 0450-A Chainwheel Spacer
		(1) 5211-A M20 x 2.5 Chainwheel Bolt Nut
		Hex Brass Cap Holder Kit Includes
	5570-A	(1) 5750-A Brass Cap Holder
		(1) 19657 5/16-18 x 1 1/4" Serrated Flange Head Bolt
		(1) 33815 3/8" Flat Washer
		(1) 37262 5/16-18 Top Lock Nut

NOTE: Right (Passenger) side and Left (Driver) side part numbers apply for chains mounted forward of axle.

# Model 04011HCA9

Right Side Shown





AUTOMATIC TIRE CHAINS

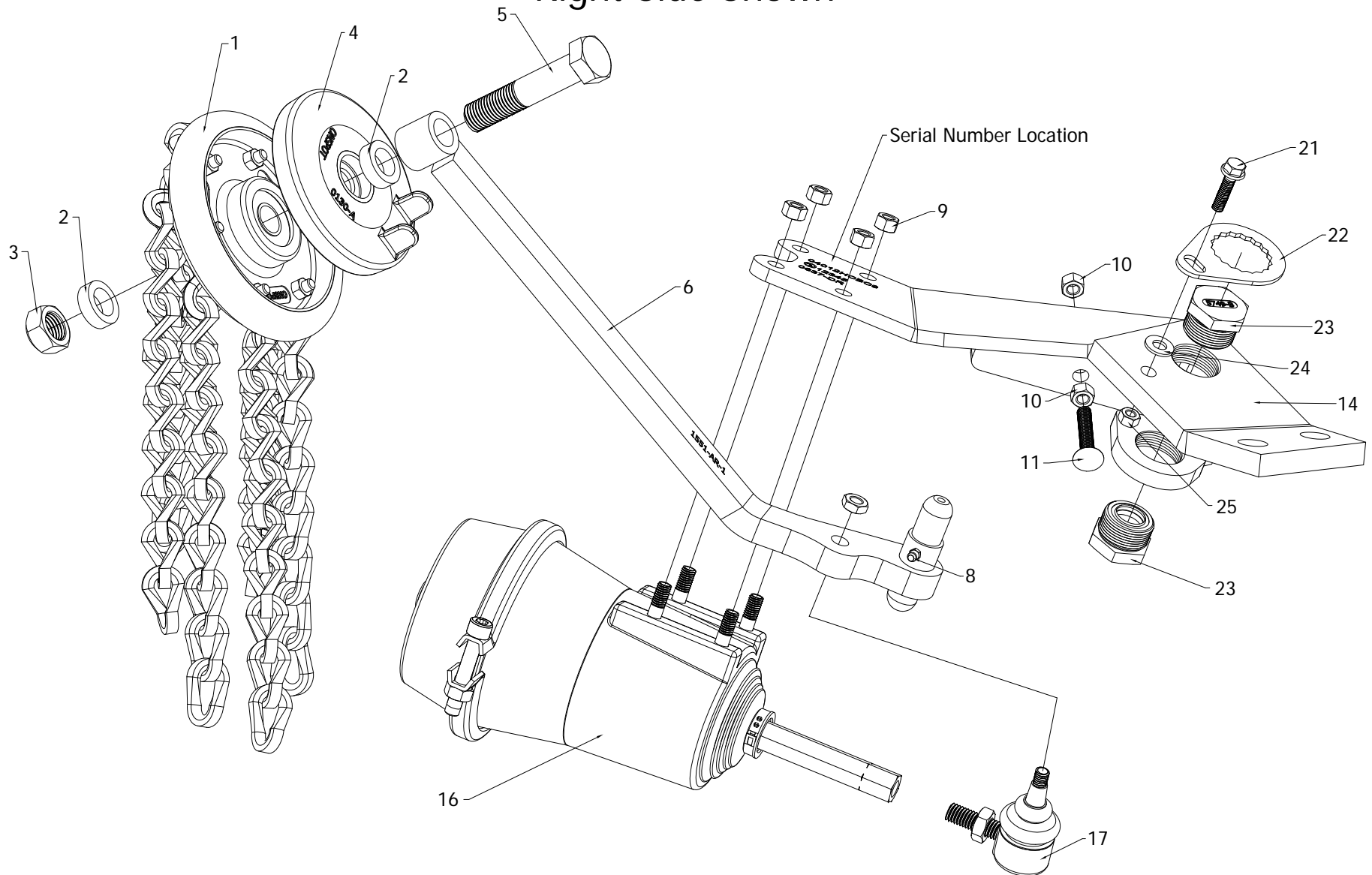
Model 04011HCA9

Ref. No.	Part Number	Description
1	0925-AR-9	Complete Chainwheel Right Side (See Page 138 for Chainwheel Components)
	0925-AL-9	Complete Chainwheel Left Side
4	0926-A	Chainwheel Helmet
2	0450-A	Chainwheel Spacer
3	5211-A	M20 x 2.5 Chainwheel Bolt Nut
5	5262-A	M20 x 2.5 x 2 3/8" Adjustable Chainwheel Bolt
6	1141-AR-1-6	Arm for Right Side (Ships with Items 2, 3, 5, 7, 8, 18, 19, and 20)
	1141-AL-1-6	Arm for Left Side (Ships with Items 2, 3, 5, 7, 8, 18, 19, and 20)
7	1078-A	3/8-24 x 1/2" Set Screw
8	1026-A	1/4-28 Zinc Fitting
9	41755	M10 x 1.5 Nylock Nut
10	31203	3/8-16 Nut
11	21821	3/8-16 x 2" Carriage Bolt as Stop Bolt
12	1077-B	Arm Bolt 4" Length
13	5487-A	Oilyte Bushing (2 per Cylinder Bracket)
14	5532-AR	Cylinder Bracket Right Side (Ships with Oilyte Bushing Installed)
	5532-AL	Cylinder Bracket Left Side
15	5365-A	M14 x 2.0 Arm Bolt Grip Nut
16	1037-B	Complete Cylinder (See Page 150 for Cylinder Components)
17	1005-A	Angle Joint
18	39056	3/8-16 x 1 1/2" Adjustable Arm Retainer Capscrew
19	39727	3/8" Adjustable Arm Lock Washer
20	7132-B	Retainer for Adjustable Arm Bolt
	04010HCA-AR	Complete Right Side Assembly without Chainwheel and Helmet
	04010HCA-AL	Complete Left Side Assembly without Chainwheel and Helmet
		Chainwheel Bolt Kit Includes
	5568-A	(1) 5262-A M20 x 2.5 x 2 3/8" Adjustable Chainwheel Bolt
		(1) 0450-A Chainwheel Spacer
		(1) 5211-A M20 x 2.5 Chainwheel Bolt Nut
		Arm Bearing Kit Includes
	5559-D	(1) 1077-B Arm Bolt 4" Length
		(1) 1078-A 3/8-24 x 1/2" Set Screw
		(2) 5487-A Oilyte Bushing
		(1) 5365-A M14 x 2.0 Arm Bolt Grip Nut

NOTE: Right (Passenger) side and Left (Driver) side part numbers apply for chains mounted forward of axle.

# Model 04012HCBC9

Right Side Shown





AUTOMATIC TIRE CHAINS

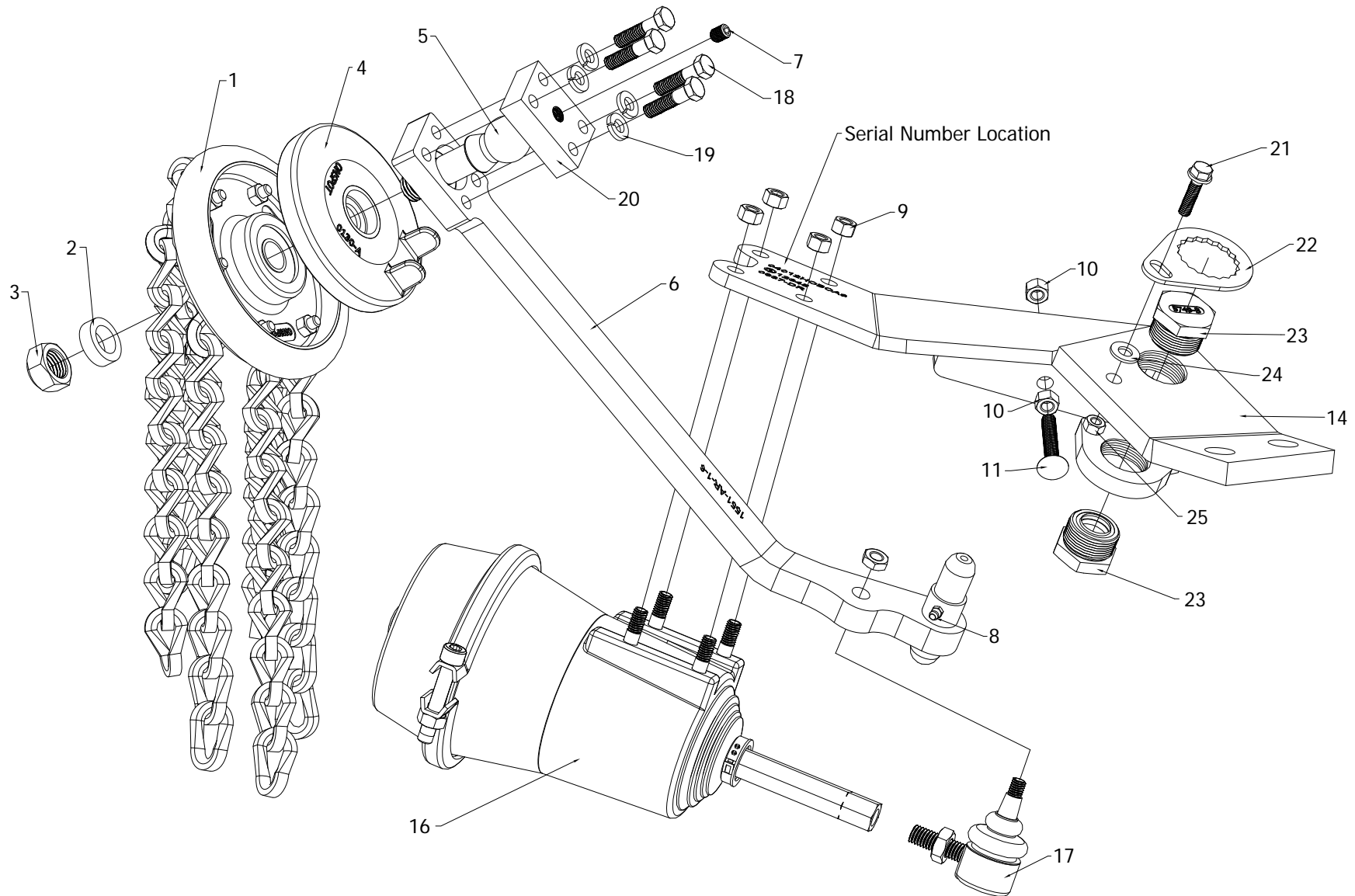
Model 04012HCBC9

Ref. No.	Part Number	Description
1	1392-AR-9	Complete Chainwheel Right Side (See Page 140 for Chainwheel Components)
	1392-AL-9	Complete Chainwheel Left Side
4	0130-A	Chainwheel Helmet
2	0450-A	Chainwheel Spacer
3	5211-A	M20 x 2.5 Chainwheel Bolt Nut
5	5222-A	M20 x 2.5 x 100mm Chainwheel Bolt
6	1551-AR-1	Arm for Right Side
	1551-AL-1	Arm for Left Side
8	1026-A	1/4-28 Zirc Fitting
9	41755	M10 x 1.5 Nylock Nut
10	31203	3/8-16 Nut
11	21821	3/8-16 x 2" Carriage Bolt as Stop Bolt
14	0637-DR	Cylinder Bracket Right Side (Ships without Brass Caps)
	0637-DL	Cylinder Bracket Left Side
16	1037-B	Complete Cylinder (See Page 150 for Cylinder Components)
17	1005-A	Angle Joint
21	19657	5/16-18 x 1 1/4" Serrated Flange Head Bolt
22	5750-A	Brass Cap Holder
23	5749-B	Arm Pivot Brass Cap
24	33815	3/8" Flat Washer
25	37262	5/16-18 Top Lock Nut
	04010HCBC-AR	Complete Right Side Assembly without Chainwheel and Helmet
	04010HCBC-AL	Complete Left Side Assembly without Chainwheel and Helmet
		Chainwheel Bolt Kit Includes
	5564-A	(1) 5222-A M20 x 2.5 x 100mm Chainwheel Bolt
		(2) 0450-A Chainwheel Spacer
		(1) 5211-A M20 x 2.5 Chainwheel Bolt Nut
		Hex Brass Cap Holder Kit Includes
	5570-A	(1) 5750-A Brass Cap Holder
		(1) 19657 5/16-18 x 1 1/4" Serrated Flange Head Bolt
		(1) 33815 3/8" Flat Washer
		(1) 37262 5/16-18 Top Lock Nut

NOTE: Right (Passenger) side and Left (Driver) side part numbers apply for chains mounted forward of axle.

# Model 04012HCBCA9

Right Side Shown





AUTOMATIC TIRE CHAINS

Model 04012HCBCA9

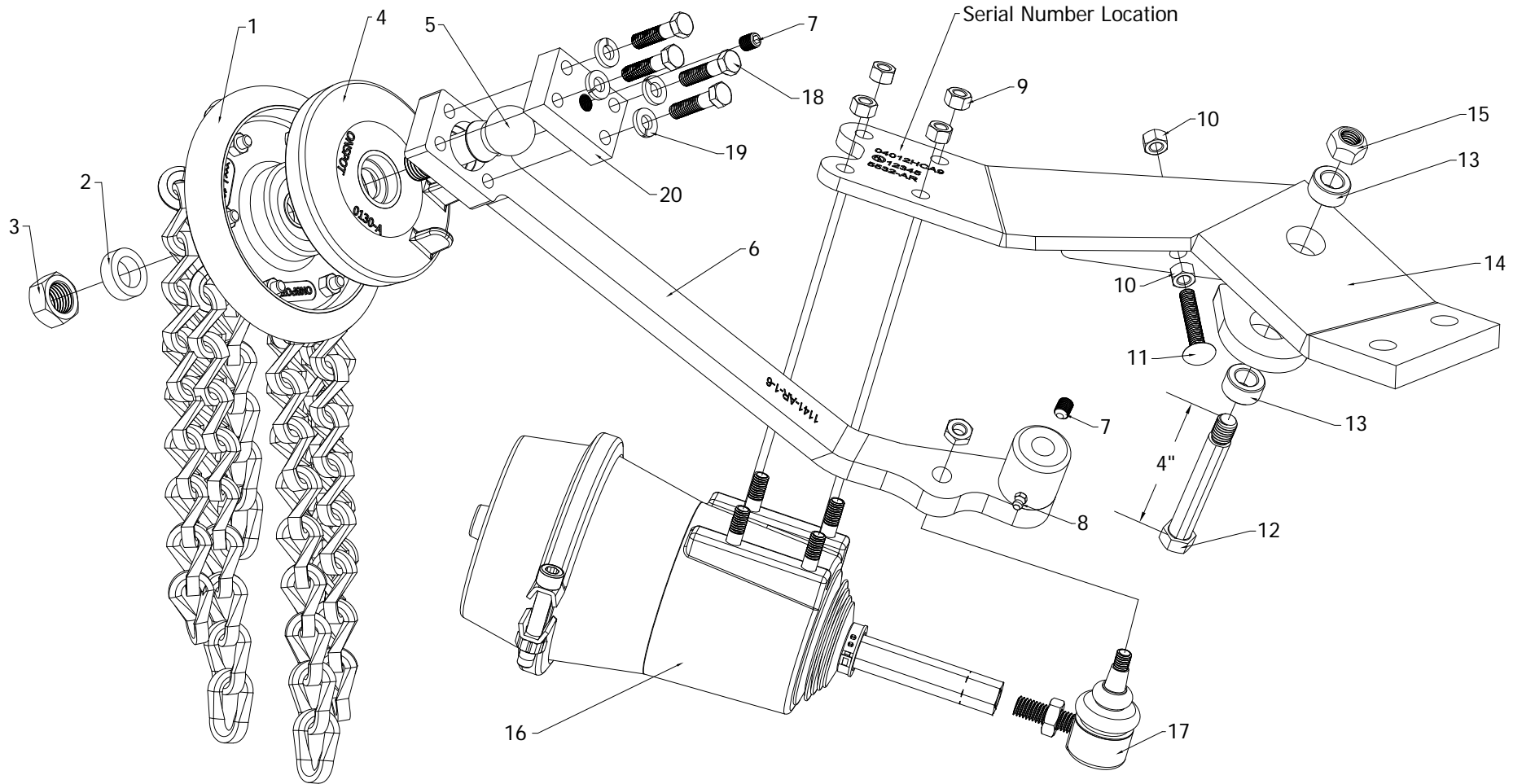
Ref. No.	Part Number	Description
1	1392-AR-9	Complete Chainwheel Right Side (See Page 140 for Chainwheel Components)
	1392-AL-9	Complete Chainwheel Left Side
4	0130-A	Chainwheel Helmet
2	0450-A	Chainwheel Spacer
3	5211-A	M20 x 2.5 Chainwheel Bolt Nut
5	5262-A	M20 x 2.5 x 2 3/8" Adjustable Chainwheel Bolt
6	1551-AR-1-6	Arm for Right Side (Ships with Items 2, 3, 5, 7, 8, 18, 19, and 20)
	1551-AL-1-6	Arm for Left Side (Ships with Items 2, 3, 5, 7, 8, 18, 19, and 20)
7	1078-A	3/8-24 x 1/2" Set Screw
8	1026-A	1/4-28 Zinc Fitting
9	41755	M10 x 1.5 Nylock Nut
10	31203	3/8-16 Nut
11	21821	3/8-16 x 2" Carriage Bolt as Stop Bolt
14	0637-DR	Cylinder Bracket Right Side (Ships without Brass Caps)
	0637-DL	Cylinder Bracket Left Side
16	1037-B	Complete Cylinder (See Page 150 for Cylinder Components)
17	1005-A	Angle Joint
18	39056	3/8-16 x 1 1/2" Adjustable Arm Retainer Capscrew
19	39727	3/8" Adjustable Arm Lock Washer
20	7132-B	Retainer for Adjustable Arm Bolt
21	19657	5/16-18 x 1 1/4" Serrated Flange Head Bolt
22	5750-A	Brass Cap Holder
23	5749-B	Arm Pivot Brass Cap
24	33815	3/8" Flat Washer
25	37262	5/16-18 Top Lock Nut
	04010HCBCA-AR	Complete Right Side Assembly without Chainwheel and Helmet
	04010HCBCA-AL	Complete Left Side Assembly without Chainwheel and Helmet
		Chainwheel Bolt Kit Includes
	5568-A	(1) 5262-A M20 x 2.5 x 2 3/8" Adjustable Chainwheel Bolt
		(1) 0450-A Chainwheel Spacer
		(1) 5211-A M20 x 2.5 Chainwheel Bolt Nut
		Hex Brass Cap Holder Kit Includes
	5570-A	(1) 5750-A Brass Cap Holder
		(1) 19657 5/16-18 x 1 1/4" Serrated Flange Head Bolt
		(1) 33815 3/8" Flat Washer
		(1) 37262 5/16-18 Top Lock Nut

NOTE: Right (Passenger) side and Left (Driver) side part numbers apply for chains mounted forward of axle.



# Model 04012HCA9

Right Side Shown





AUTOMATIC TIRE CHAINS

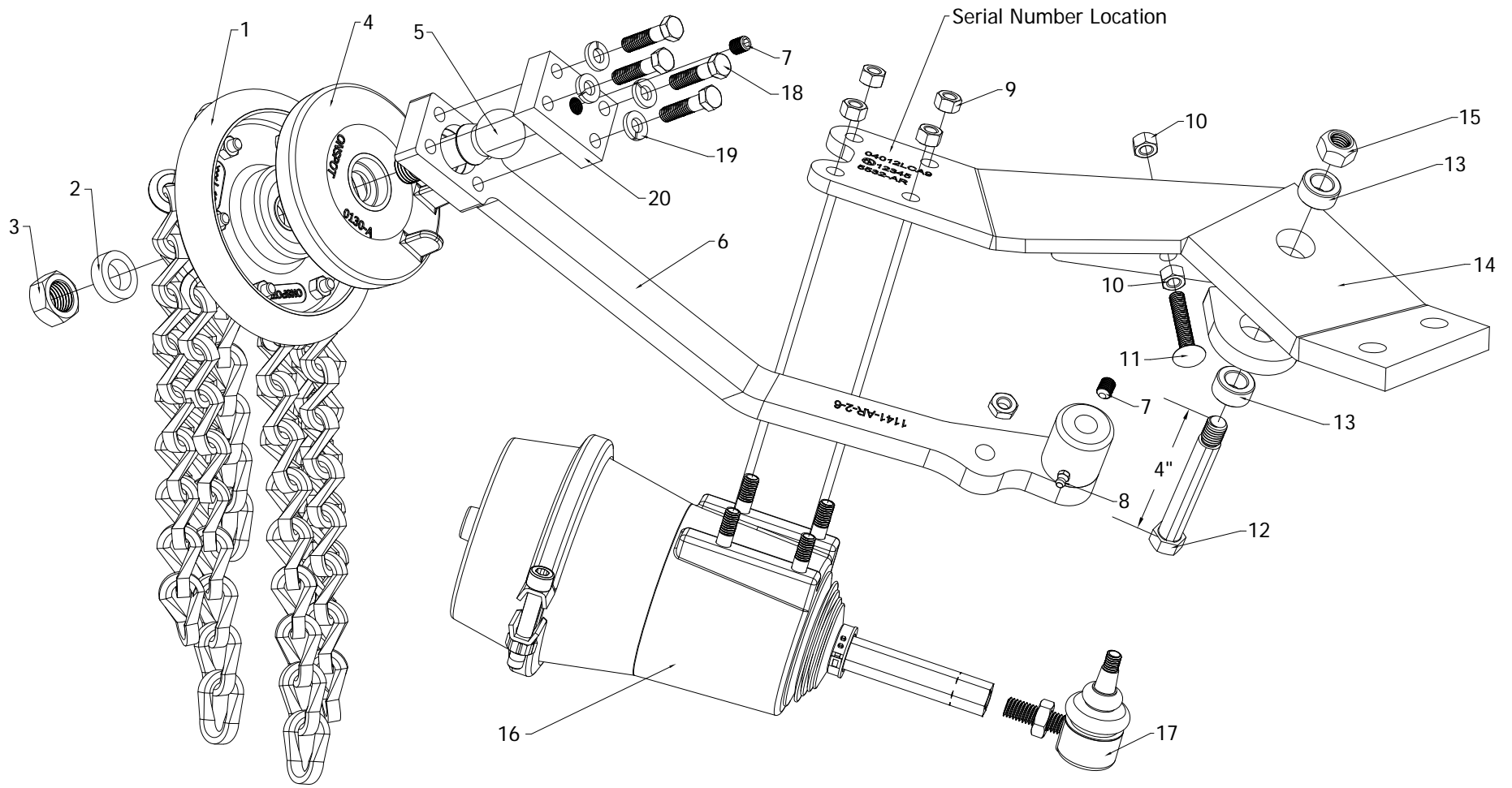
Model 04012HCA9

Ref. No.	Part Number	Description
1	1392-AR-9	Complete Chainwheel Right Side (See Page 140 for Chainwheel Components)
	1392-AL-9	Complete Chainwheel Left Side
4	0130-A	Chainwheel Helmet
2	0450-A	Chainwheel Spacer
3	5211-A	M20 x 2.5 Chainwheel Bolt Nut
5	5262-A	M20 x 2.5 x 2 3/8" Adjustable Chainwheel Bolt
6	1141-AR-1-6	Arm for Right Side (Ships with Items 2, 3, 5, 7, 8, 18, 19, and 20)
	1141-AL-1-6	Arm for Left Side (Ships with Items 2, 3, 5, 7, 8, 18, 19, and 20)
7	1078-A	3/8-24 x 1/2" Set Screw
8	1026-A	1/4-28 Zinc Fitting
9	41755	M10 x 1.5 Nylock Nut
10	31203	3/8-16 Nut
11	21821	3/8-16 x 2" Carriage Bolt as Stop Bolt
12	1077-B	Arm Bolt 4" Length
13	5487-A	Oilyte Bushing (2 per Cylinder Bracket)
14	5532-AR	Cylinder Bracket Right Side (Ships with Oilyte Bushing Installed)
	5532-AL	Cylinder Bracket Left Side
15	5365-A	M14 x 2.0 Arm Bolt Grip Nut
16	1037-B	Complete Cylinder (See Page 150 for Cylinder Components)
17	1005-A	Angle Joint
18	39056	3/8-16 x 1 1/2" Adjustable Arm Retainer Capscrew
19	39727	3/8" Adjustable Arm Lock Washer
20	7132-B	Retainer for Adjustable Arm Bolt
	04010HCA-AR	Complete Right Side Assembly without Chainwheel and Helmet
	04010HCA-AL	Complete Left Side Assembly without Chainwheel and Helmet
		Chainwheel Bolt Kit Includes
	5568-A	(1) 5262-A M20 x 2.5 x 2 3/8" Adjustable Chainwheel Bolt
		(1) 0450-A Chainwheel Spacer
		(1) 5211-A M20 x 2.5 Chainwheel Bolt Nut
		Arm Bearing Kit Includes
	5559-D	(1) 1077-B Arm Bolt 4" Length
		(1) 1078-A 3/8-24 x 1/2" Set Screw
		(2) 5487-A Oilyte Bushing
		(1) 5365-A M14 x 2.0 Arm Bolt Grip Nut

NOTE: Right (Passenger) side and Left (Driver) side part numbers apply for chains mounted forward of axle.

# Model 04012LCA9

Right Side Shown





AUTOMATIC TIRE CHAINS

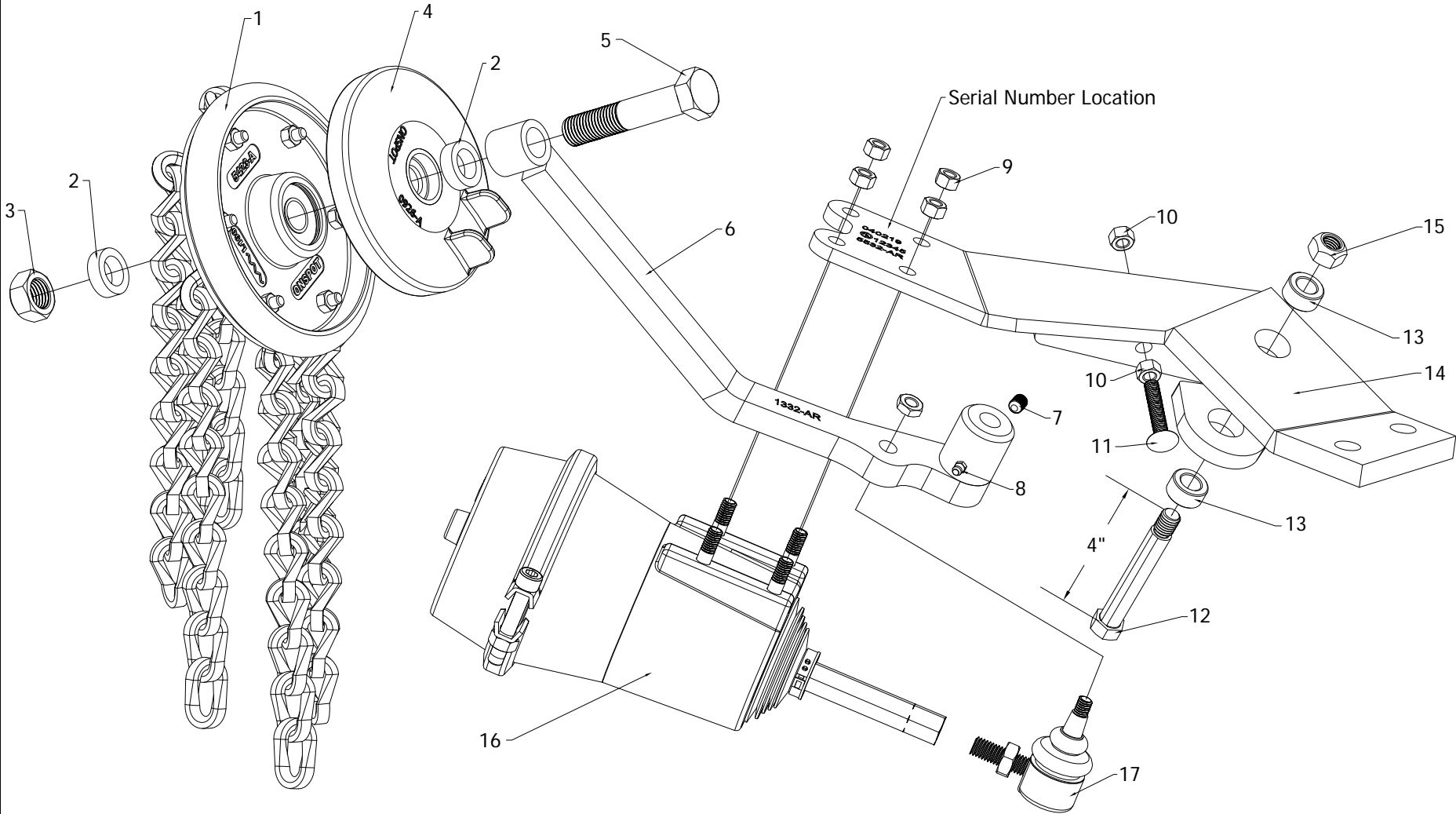
Model 04012LCA9

Ref. No.	Part Number	Description
1	1392-AR-9	Complete Chainwheel Right Side (See Page 140 for Chainwheel Components)
	1392-AL-9	Complete Chainwheel Left Side
4	0130-A	Chainwheel Helmet
2	0450-A	Chainwheel Spacer
3	5211-A	M20 x 2.5 Chainwheel Bolt Nut
5	5262-A	M20 x 2.5 x 2 3/8" Adjustable Chainwheel Bolt
6	1141-AR-2-6	Arm for Right Side (Ships with Items 2, 3, 5, 7, 8, 18, 19, and 20)
	1141-AL-2-6	Arm for Left Side (Ships with Items 2, 3, 5, 7, 8, 18, 19, and 20)
7	1078-A	3/8-24 x 1/2" Set Screw
8	1026-A	1/4-28 Zinc Fitting
9	41755	M10 x 1.5 Nylock Nut
10	31203	3/8-16 Nut
11	21821	3/8-16 x 2" Carriage Bolt as Stop Bolt
12	1077-B	Arm Bolt 4" Length
13	5487-A	Oilyte Bushing (2 per Cylinder Bracket)
14	5532-AR	Cylinder Bracket Right Side (Ships with Oilyte Bushing Installed)
	5532-AL	Cylinder Bracket Left Side
15	5365-A	M14 x 2.0 Arm Bolt Grip Nut
16	1037-B	Complete Cylinder (See Page 150 for Cylinder Components)
17	1005-A	Angle Joint
18	39056	3/8-16 x 1 1/2" Adjustable Arm Retainer Capscrew
19	39727	3/8" Adjustable Arm Lock Washer
20	7132-B	Retainer for Adjustable Arm Bolt
	04010LCA-AR	Complete Right Side Assembly without Chainwheel and Helmet
	04010LCA-AL	Complete Left Side Assembly without Chainwheel and Helmet
		Chainwheel Bolt Kit Includes
	5568-A	(1) 5262-A M20 x 2.5 x 2 1/4" Adjustable Chainwheel Bolt
		(1) 0450-A Chainwheel Spacer
		(1) 5211-A M20 x 2.5 Chainwheel Bolt Nut
		Arm Bearing Kit Includes
	5559-D	(1) 1077-B Arm Bolt 4" Length
		(1) 1078-A 3/8-24 x 1/2" Set Screw
		(2) 5487-A Oilyte Bushing
		(1) 5365-A M14 x 2.0 Arm Bolt Grip Nut

NOTE: Right (Passenger) side and Left (Driver) side part numbers apply for chains mounted forward of axle.

# Model 040219

Right Side Shown





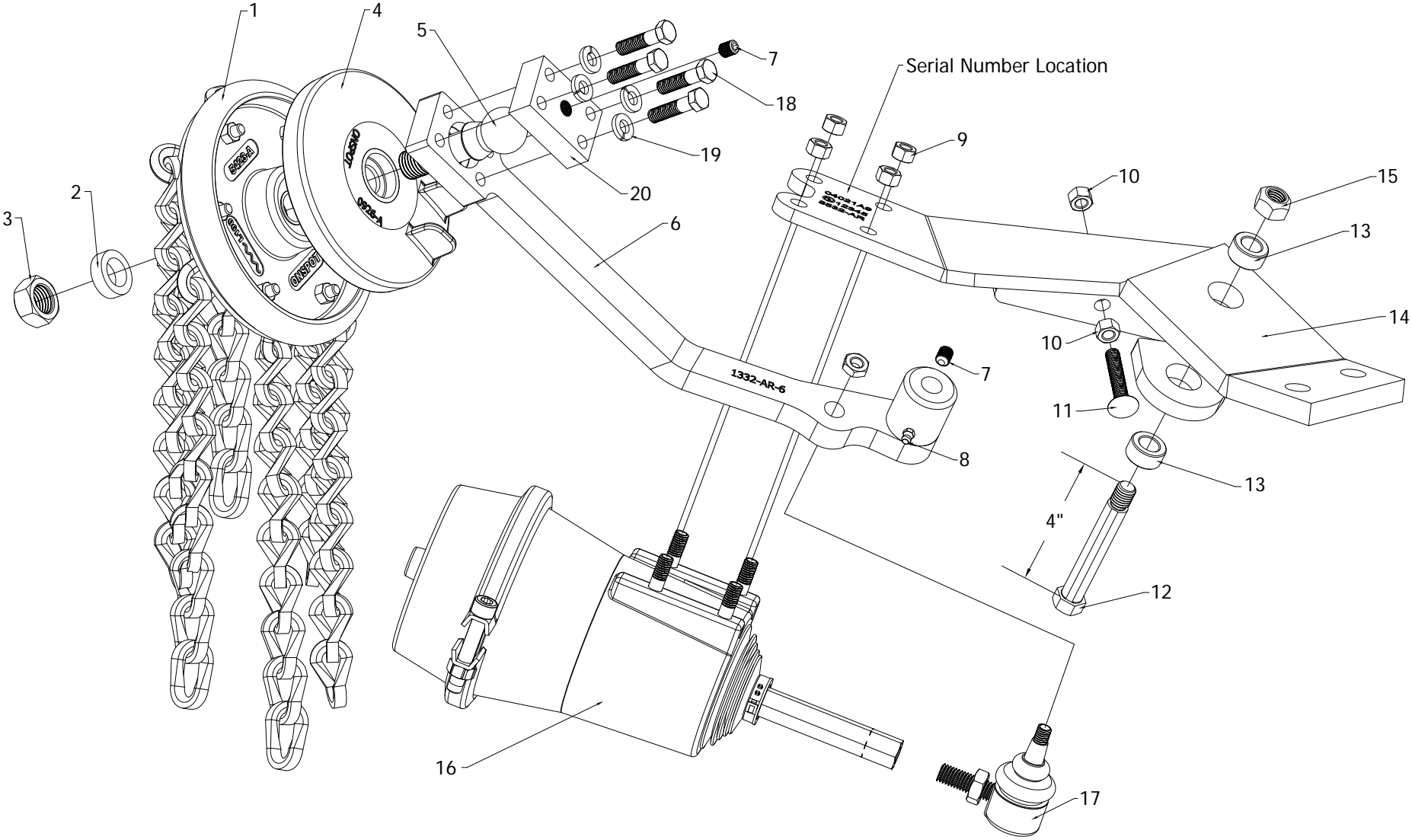
AUTOMATIC TIRE CHAINS

Ref. No.	Part Number	Description
1	0925-AR-9	Complete Chainwheel Right Side (See Page 138 for Chainwheel Components)
	0925-AL-9	Complete Chainwheel Left Side
4	0926-A	Chainwheel Helmet
2	0450-A	Chainwheel Spacer
3	5211-A	M20 x 2.5 Chainwheel Bolt Nut
5	5222-A	M20 x 2.5 x 100mm Chainwheel Bolt
6	1332-AR	Arm for Right Side
	1332-AL	Arm for Left Side
7	1078-A	3/8-24 x 1/2" Set Screw
8	1026-A	1/4-28 Zinc Fitting
9	41755	M10 x 1.5 Nylock Nut
10	31203	3/8-16 Nut
11	21821	3/8-16 x 2" Carriage Bolt as Stop Bolt
12	1077-B	Arm Bolt 4" Length
13	5487-A	Oilyte Bushing (2 per Cylinder Bracket)
14	5532-AR	Cylinder Bracket Right Side (Ships with Oilyte Bushing Installed)
	5532-AL	Cylinder Bracket Left Side
15	5365-A	M14 x 2.0 Arm Bolt Grip Nut
16	1037-B	Complete Cylinder (See Page 150 for Cylinder Components)
17	1005-A	Angle Joint
	04020-AR	Complete Right Side Assembly without Chainwheel and Helmet
	04020-AL	Complete Left Side Assembly without Chainwheel and Helmet
		Chainwheel Bolt Kit Includes
	5564-A	(1) 5222-A M20 x 2.5 x 100mm Chainwheel Bolt
		(2) 0450-A Chainwheel Spacer
		(1) 5211-A M20 x 2.5 Chainwheel Bolt Nut
		Arm Bolt Kit Includes
	5559-D	(1) 1077-B Arm Bolt 4" Length
		(1) 1078-A 3/8-24 x 1/2" Set Screw
		(2) 5487-A Oilyte Bushing
		(1) 5365-A M14 x 2.0 Arm Bolt Grip Nut

NOTE: Right (Passenger) side and Left (Driver) side part numbers apply for chains mounted forward of axle.

# Model 04021A9

Right Side Shown





AUTOMATIC TIRE CHAINS

Model 04021A9

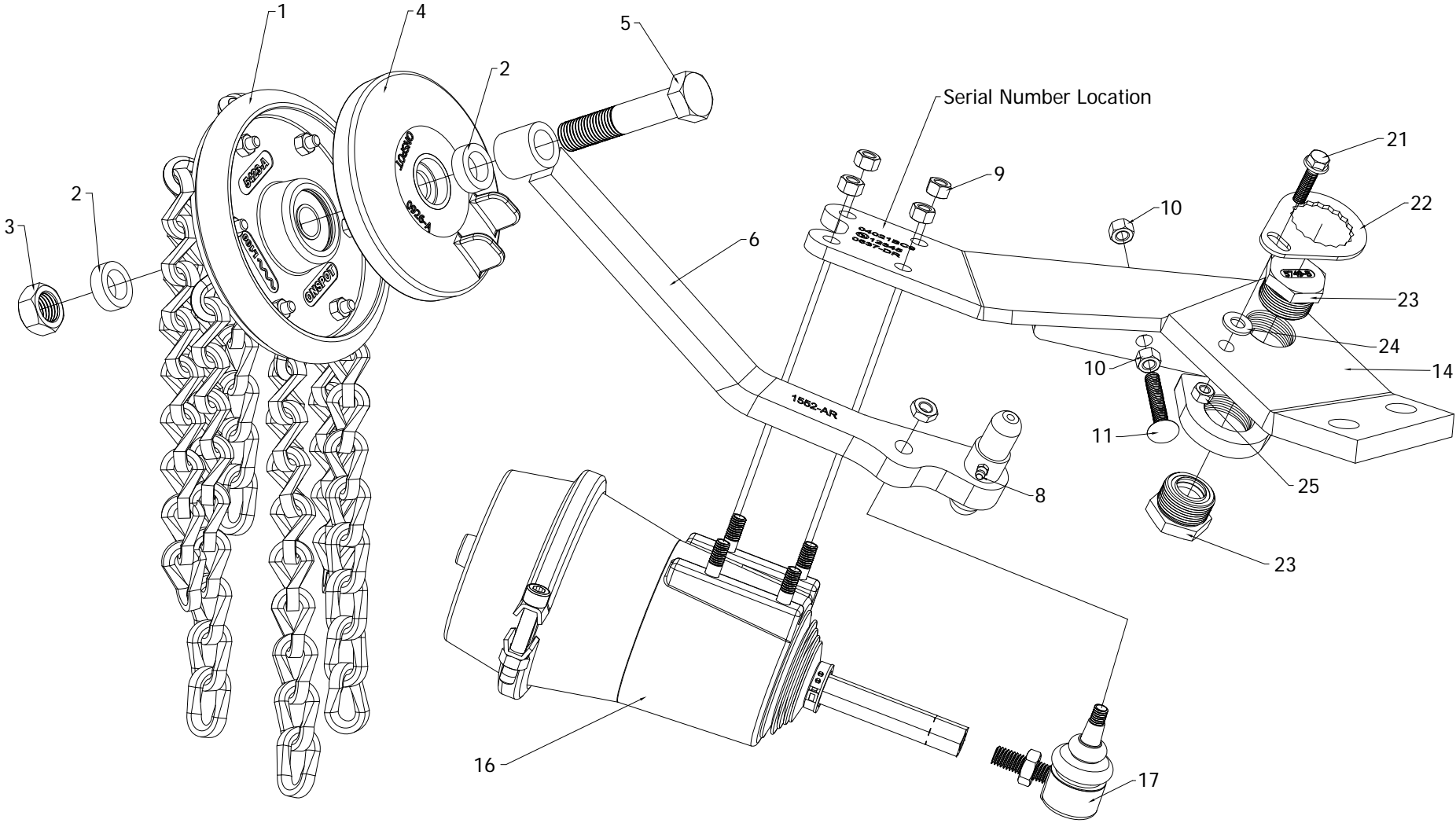
Ref. No.	Part Number	Description
1	0925-AR-9	Complete Chainwheel Right Side (See Page 138 for Chainwheel Components)
	0925-AL-9	Complete Chainwheel Left Side
4	0926-A	Chainwheel Helmet
2	0450-A	Chainwheel Spacer
3	5211-A	M20 x 2.5 Chainwheel Bolt Nut
5	5262-A	M20 x 2.5 x 2 3/8" Adjustable Chainwheel Bolt
6	1332-AR-6	Arm for Right Side (Ships with Items 2, 3, 5, 7, 8, 18, 19, and 20)
	1332-AL-6	Arm for Left Side (Ships with Items 2, 3, 5, 7, 8, 18, 19, and 20)
7	1078-A	3/8-24 x 1/2" Set Screw
8	1026-A	1/4-28 Zinc Fitting
9	41755	M10 x 1.5 Nylock Nut
10	31203	3/8-16 Nut
11	21821	3/8-16 x 2" Carriage Bolt as Stop Bolt
12	1077-B	Arm Bolt 4" Length
13	5487-A	Oilyte Bushing (2 per Cylinder Bracket)
14	5532-AR	Cylinder Bracket Right Side (Ships with Oilyte Bushing Installed)
	5532-AL	Cylinder Bracket Left Side
15	5365-A	M14 x 2.0 Arm Bolt Grip Nut
16	1037-B	Complete Cylinder (See Page 150 for Cylinder Components)
17	1005-A	Angle Joint
18	39056	3/8-16 x 1 1/2" Adjustable Arm Retainer Capscrew
19	39727	3/8" Adjustable Arm Lock Washer
20	7132-B	Retainer for Adjustable Arm Bolt
	04020A-AR	Complete Right Side Assembly without Chainwheel and Helmet
	04020A-AL	Complete Left Side Assembly without Chainwheel and Helmet
		Chainwheel Bolt Kit Includes
	5568-A	(1) 5262-A M20 x 2.5 x 2 3/8" Adjustable Chainwheel Bolt
		(1) 0450-A Chainwheel Spacer
		(1) 5211-A M20 x 2.5 Chainwheel Bolt Nut
		Arm Bearing Kit Includes
	5559-D	(1) 1077-B Arm Bolt 4" Length
		(1) 1078-A 3/8-24 x 1/2" Set Screw
		(2) 5487-A Oilyte Bushing
		(1) 5365-A M14 x 2.0 Arm Bolt Grip Nut

NOTE: Right (Passenger) side and Left (Driver) side part numbers apply for chains mounted forward of axle.



# Model 04021BC9

Right Side Shown





AUTOMATIC TIRE CHAINS

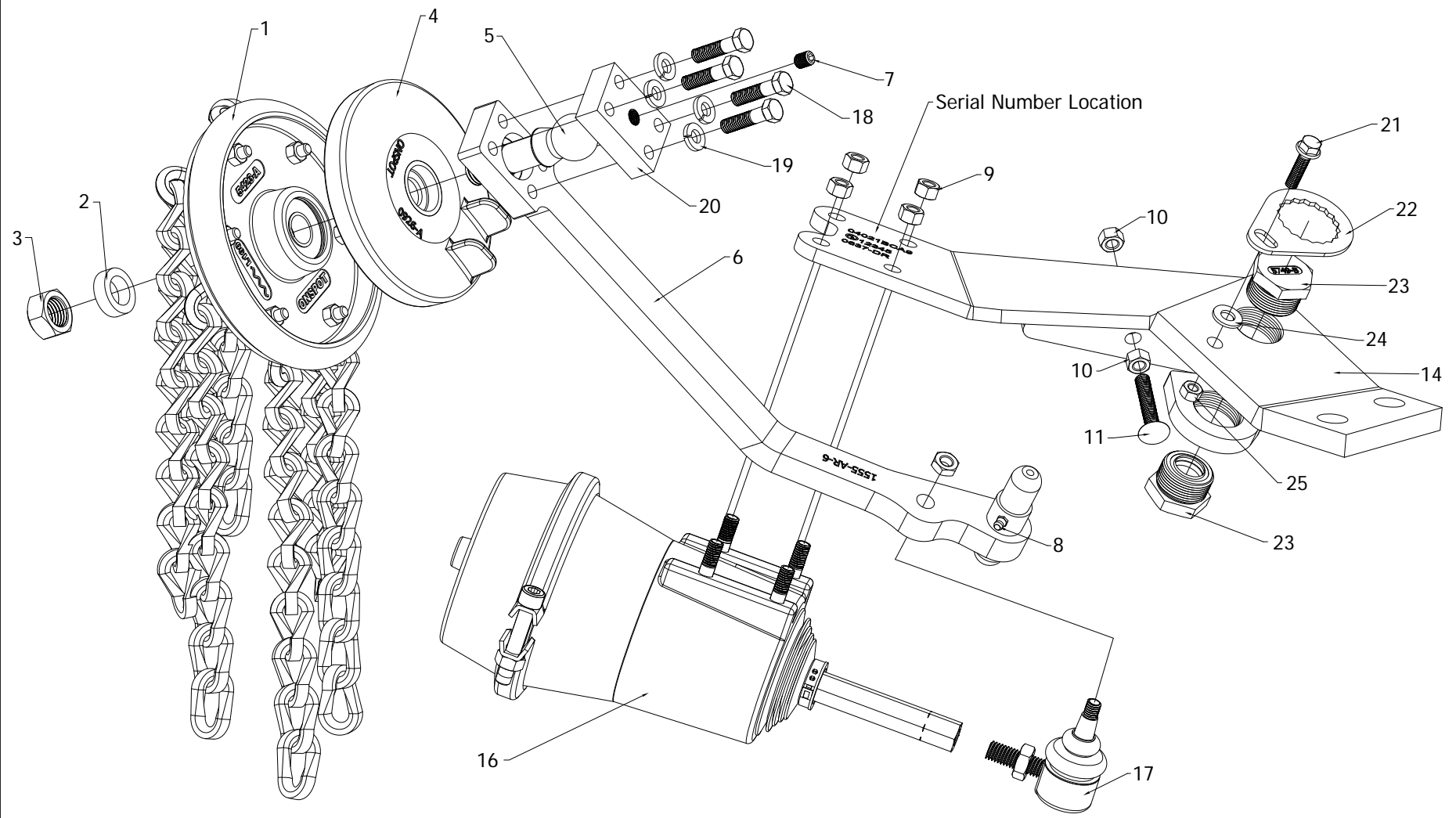
Model 04021BC9

Ref. No.	Part Number	Description
1	0925-AR-9	Complete Chainwheel Right Side (See Page 138 for Chainwheel Components)
	0925-AL-9	Complete Chainwheel Left Side
4	0926-A	Chainwheel Helmet
2	0450-A	Chainwheel Spacer
3	5211-A	M20 x 2.5 Chainwheel Bolt Nut
5	5222-A	M20 x 2.5 x 100mm Chainwheel Bolt
6	1552-AR	Arm for Right Side
	1552-AL	Arm for Left Side
8	1026-A	1/4-28 Zirc Fitting
9	41755	M10 x 1.5 Nylock Nut
10	31203	3/8-16 Nut
11	21821	3/8-16 x 2" Carriage Bolt as Stop Bolt
14	0637-DR	Cylinder Bracket Right Side (Ships without Brass Caps)
	0637-DL	Cylinder Bracket Left Side
16	1037-B	Complete Cylinder (See Page 150 for Cylinder Components)
17	1005-A	Angle Joint
21	19657	5/16-18 x 1 1/4" Serrated Flange Head Bolt
22	5750-A	Brass Cap Holder
23	5749-B	Arm Pivot Brass Cap
24	33815	3/8" Flat Washer
25	37262	5/16-18 Top Lock Nut
	04020BC-AR	Complete Right Side Assembly without Chainwheel and Helmet
	04020BC-AL	Complete Left Side Assembly without Chainwheel and Helmet
		Chainwheel Bolt Kit Includes
	5564-A	(1) 5222-A M20 x 2.5 x 100mm Chainwheel Bolt
		(2) 0450-A Chainwheel Spacer
		(1) 5211-A M20 x 2.5 Chainwheel Bolt Nut
		Hex Brass Cap Holder Kit Includes
	5570-A	(1) 5750-A Brass Cap Holder
		(1) 19657 5/16-18 x 1 1/4" Serrated Flange Head Bolt
		(1) 33815 3/8" Flat Washer
		(1) 37262 5/16-18 Top Lock Nut

NOTE: Right (Passenger) side and Left (Driver) side part numbers apply for chains mounted forward of axle.

# Model 04021BCA9

Right Side Shown





AUTOMATIC TIRE CHAINS

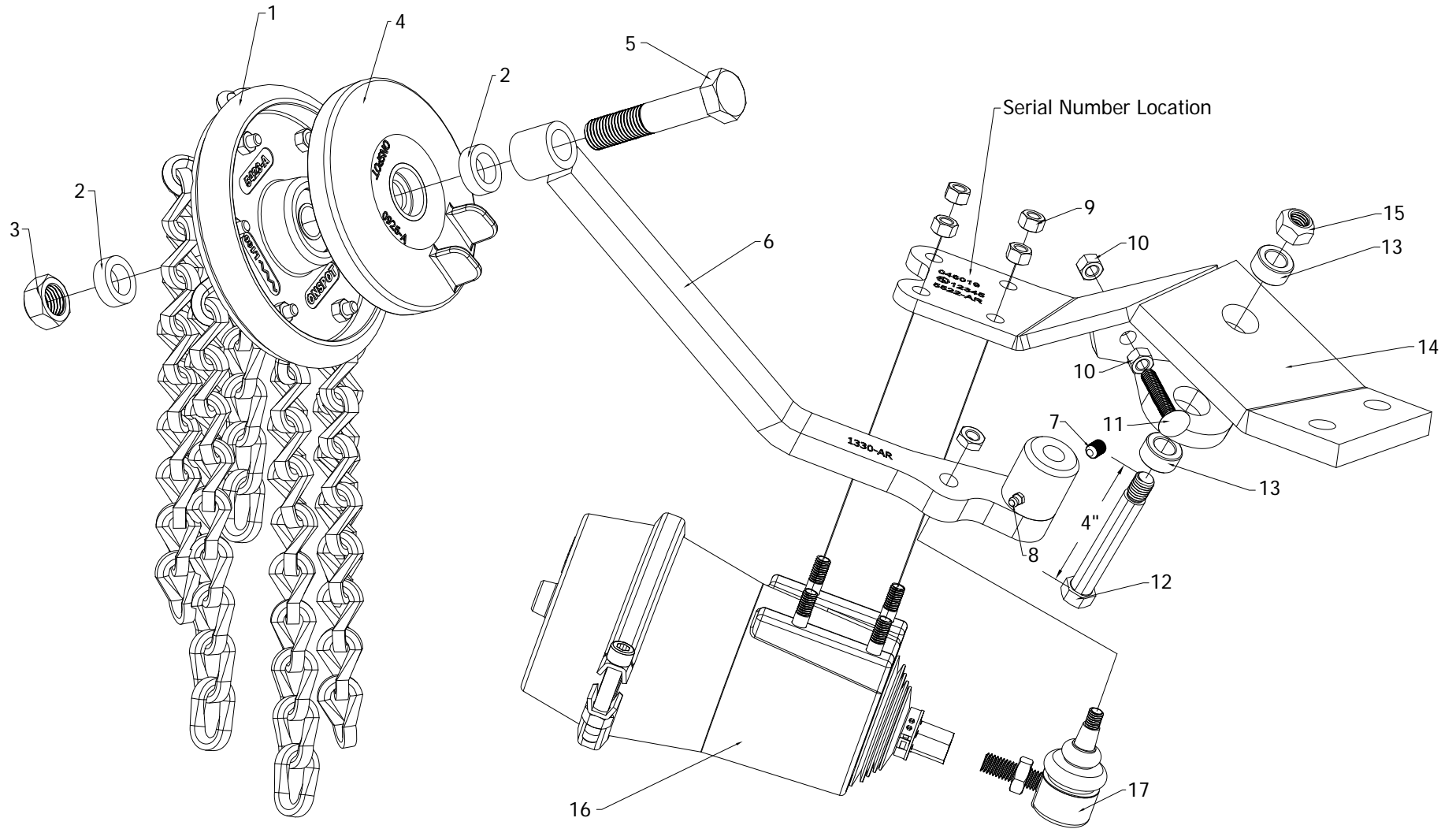
Model 04021BCA9

Ref. No.	Part Number	Description
1	0925-AR-9	Complete Chainwheel Right Side (See Page 138 for Chainwheel Components)
	0925-AL-9	Complete Chainwheel Left Side
4	0926-A	Chainwheel Helmet
2	0450-A	Chainwheel Spacer
3	5211-A	M20 x 2.5 Chainwheel Bolt Nut
5	5262-A	M20 x 2.5 x 2 3/8" Adjustable Chainwheel Bolt
6	1552-AR-6	Arm for Right Side (Ships with Items 2, 3, 5, 7, 8, 18, 19, and 20)
	1552-AL-6	Arm for Left Side (Ships with Items 2, 3, 5, 7, 8, 18, 19, and 20)
7	1078-A	3/8-24 x 1/2" Set Screw
8	1026-A	1/4-28 Zinc Fitting
9	41755	M10 x 1.5 Nylock Nut
10	31203	3/8-16 Nut
11	21821	3/8-16 x 2" Carriage Bolt as Stop Bolt
14	0637-DR	Cylinder Bracket Right Side (Ships without Brass Caps)
	0637-DL	Cylinder Bracket Left Side
16	1037-B	Complete Cylinder (See Page 150 for Cylinder Components)
17	1005-A	Angle Joint
18	39056	3/8-16 x 1 1/2" Adjustable Arm Retainer Capscrew
19	39727	3/8" Adjustable Arm Lock Washer
20	7132-B	Retainer for Adjustable Arm Bolt
21	19657	5/16-18 x 1 1/4" Serrated Flange Head Bolt
22	5750-A	Brass Cap Holder
23	5749-B	Arm Pivot Brass Cap
24	33815	3/8" Flat Washer
25	37262	5/16-18 Top Lock Nut
	04020BCA-AR	Complete Right Side Assembly without Chainwheel and Helmet
	04020BCA-AL	Complete Left Side Assembly without Chainwheel and Helmet
		Chainwheel Bolt Kit Includes
	5568-A	(1) 5262-A M20 x 2.5 x 2 3/8" Adjustable Chainwheel Bolt
		(1) 0450-A Chainwheel Spacer
		(1) 5211-A M20 x 2.5 Chainwheel Bolt Nut
		Hex Brass Cap Holder Kit Includes
	5570-A	(1) 5750-A Brass Cap Holder
		(1) 19657 5/16-18 x 1 1/4" Serrated Flange Head Bolt
		(1) 33815 3/8" Flat Washer
		(1) 37262 5/16-18 Top Lock Nut

NOTE: Right (Passenger) side and Left (Driver) side part numbers apply for chains mounted forward of axle.

# Model 046019

Right Side Shown





AUTOMATIC TIRE CHAINS

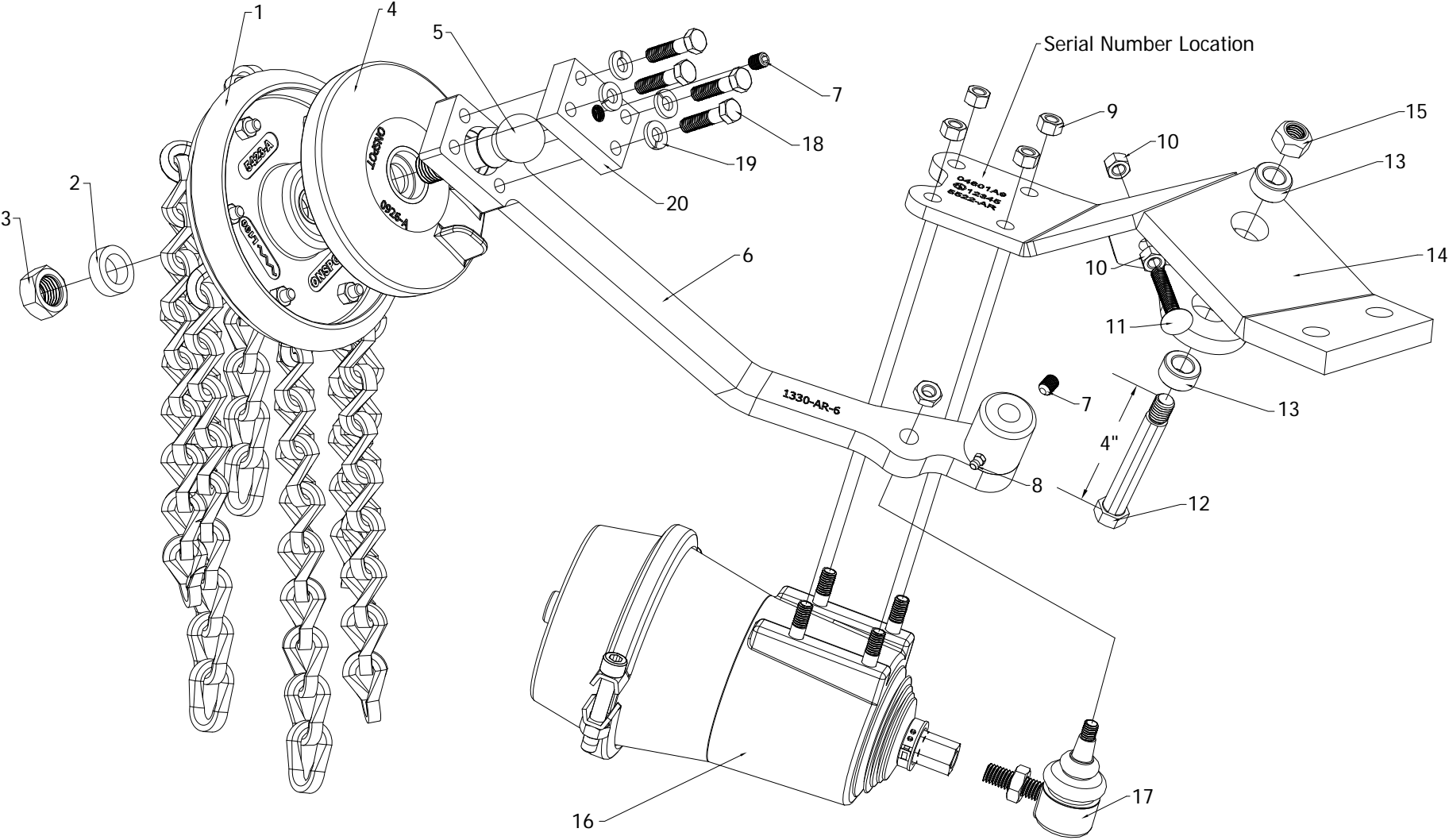
Model 046019

Ref. No.	Part Number	Description
1	0925-AR-9	Complete Chainwheel Right Side (See Page 138 for Chainwheel Components)
	0925-AL-9	Complete Chainwheel Left Side
4	0926-A	Chainwheel Helmet
2	0450-A	Chainwheel Spacer
3	5211-A	M20 x 2.5 Chainwheel Bolt Nut
5	5222-A	M20 x 2.5 x 100mm Chainwheel Bolt
6	1330-AR	Arm for Right Side
	1330-AL	Arm for Left Side
7	1078-A	3/8-24 x 1/2" Set Screw
8	1026-A	1/4-28 Zinc Fitting
9	41755	M10 x 1.5 Nylock Nut
10	31203	3/8-16 Nut
11	21821	3/8-16 x 2" Carriage Bolt as Stop Bolt
12	1077-B	Arm Bolt 4" Length
13	5487-A	Oilyte Bushing (2 per Cylinder Bracket)
14	5522-AR	Cylinder Bracket Right Side (Ships with Oilyte Bushing Installed)
	5522-AL	Cylinder Bracket Left Side
15	5365-A	M14 x 2.0 Arm Bolt Grip Nut
16	1037-A	Complete Cylinder (See Page 150 for Cylinder Components)
17	1005-A	Angle Joint
	04600-AR	Complete Right Side Assembly without Chainwheel and Helmet
	04600-AL	Complete Left Side Assembly without Chainwheel and Helmet
		Chainwheel Bolt Kit Includes
	5564-A	(1) 5222-A M20 x 2.5 x 100mm Chainwheel Bolt
		(2) 0450-A Chainwheel Spacer
		(1) 5211-A M20 x 2.5 Chainwheel Bolt Nut
		Arm Bearing Kit Includes
	5559-D	(1) 1077-B Arm Bolt 4" Length
		(1) 1078-A 3/8-24 x 1/2" Set Screw
		(2) 5487-A Oilyte Bushing
		(1) 5365-A M14 x 2.0 Arm Bolt Grip Nut

NOTE: Right (Passenger) side and Left (Driver) side part numbers apply for chains mounted forward of axle.

# Model 04601A9

Right Side Shown





AUTOMATIC TIRE CHAINS

Model 04601A9

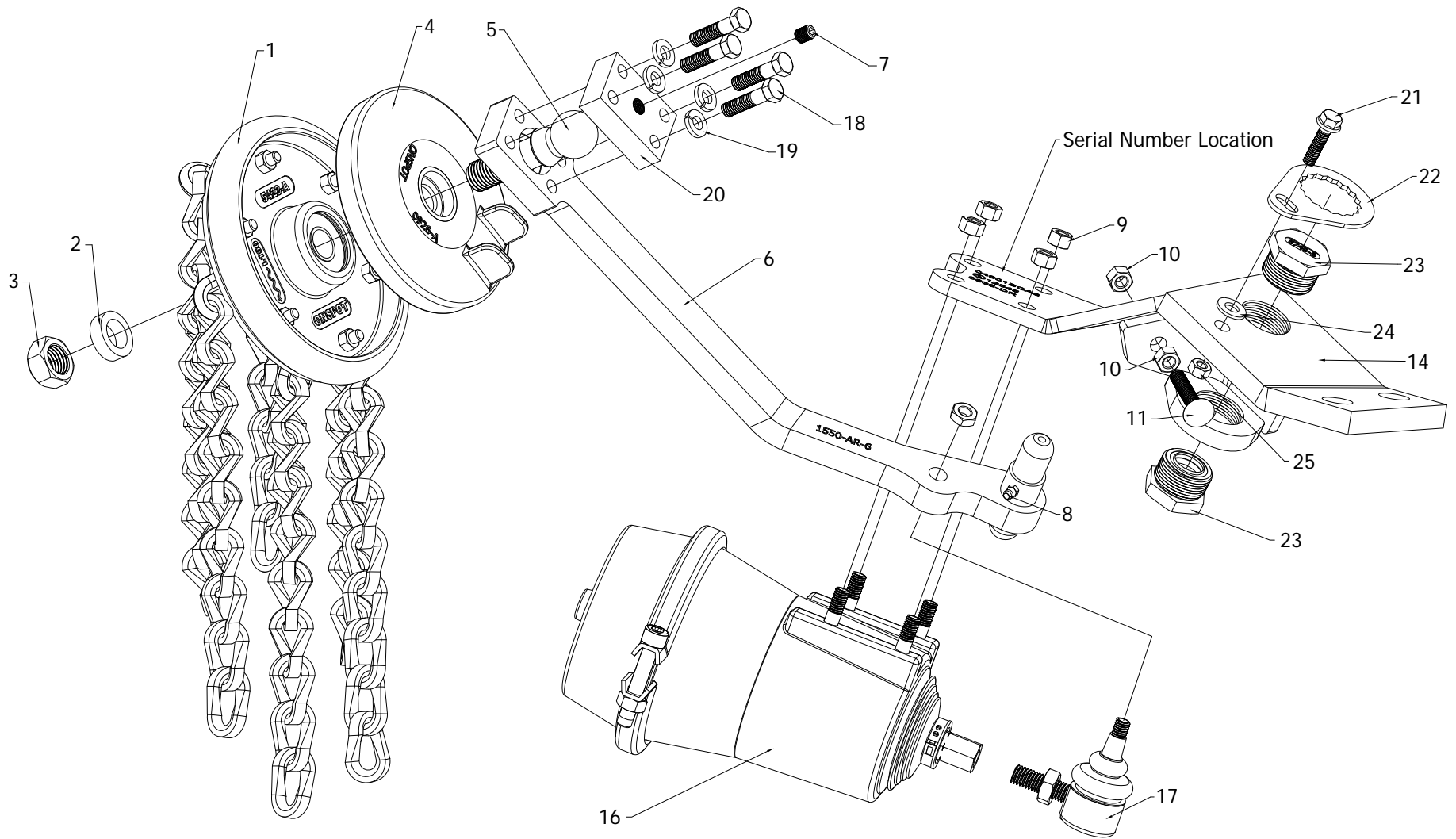
Ref. No.	Part Number	Description
1	0925-AR-9	Complete Chainwheel Right Side (See Page 138 for Chainwheel Components)
	0925-AL-9	Complete Chainwheel Left Side
4	0926-A	Chainwheel Helmet
2	0450-A	Chainwheel Spacer
3	5211-A	M20 x 2.5 Chainwheel Bolt Nut
5	5262-A	M20 x 2.5 x 2 3/8" Adjustable Chainwheel Bolt
6	1330-AR-6	Arm for Right Side (Ships with Items 2, 3, 5, 7, 8, 18, 19, and 20)
	1330-AL-6	Arm for Left Side (Ships with Items 2, 3, 5, 7, 8, 18, 19, and 20)
7	1078-A	3/8-46 x 1/2" Set Screw
8	1026-A	1/4-28 Zinc Fitting
9	41755	M10 x 1.5 Nylock Nut
10	31203	3/8-16 Nut
11	21821	3/8-16 x 2" Carriage Bolt as Stop Bolt
12	1077-B	Arm Bolt 4" Length
13	5487-A	Oilyte Bushing (2 per Cylinder Bracket)
14	5522-AR	Cylinder Bracket Right Side (Ships with Oilyte Bushing Installed)
	5522-AL	Cylinder Bracket Left Side
15	5365-A	M14 x 2.0 Arm Bolt Grip Nut
16	1037-A	Complete Cylinder (See Page 150 for Cylinder Components)
17	1005-A	Angle Joint
18	39056	3/8-16 x 1 1/2" Adjustable Arm Retainer Capscrew
19	39727	3/8" Adjustable Arm Lock Washer
20	7132-A	Retainer for Adjustable Arm Bolt
	04600A-AR	Complete Right Side Assembly without Chainwheel and Helmet
	04600A-AL	Complete Left Side Assembly without Chainwheel and Helmet
		Chainwheel Bolt Kit Includes
	5568-A	(1) 5262-A M20 x 2.5 x 2 3/8" Adjustable Chainwheel Bolt
		(1) 0450-A Chainwheel Spacer
		(1) 5211-A M20 x 2.5 Chainwheel Bolt Nut
		Arm Bearing Kit Includes
	5559-D	(1) 1077-B Arm Bolt 4" Length
		(1) 1078-A 3/8-46 x 1/2" Set Screw
		(2) 5487-A Oilyte Bushing
		(1) 5365-A M14 x 2.0 Arm Bolt Grip Nut

NOTE: Right (Passenger) side and Left (Driver) side part numbers apply for chains mounted forward of axle.



# Model 04601BCA9

Right Side Shown





AUTOMATIC TIRE CHAINS

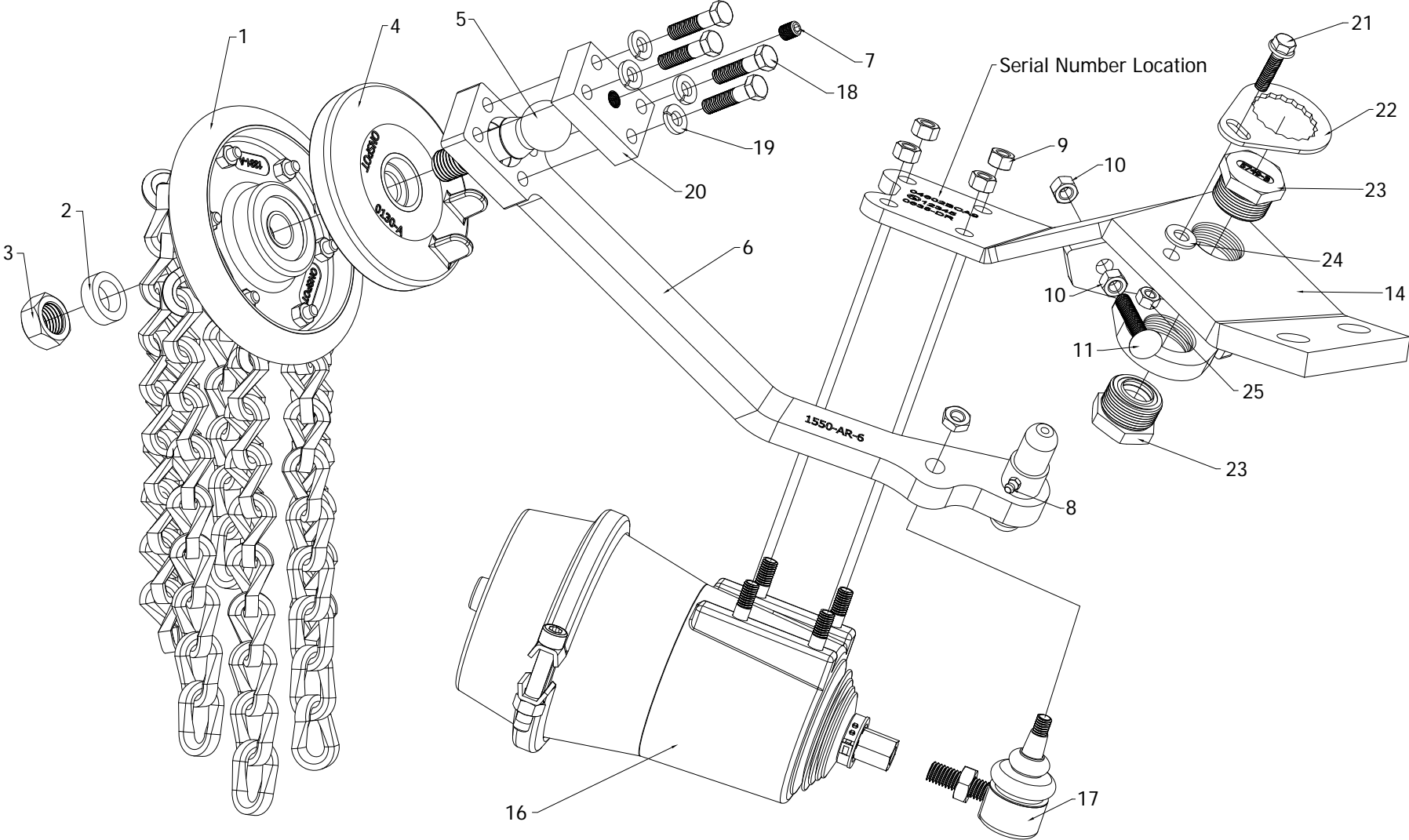
Model 04601BCA9

Ref. No.	Part Number	Description
1	0925-AR-9	Complete Chainwheel Right Side (See Page 138 for Chainwheel Components)
	0925-AL-9	Complete Chainwheel Left Side
4	0926-A	Chainwheel Helmet
2	0450-A	Chainwheel Spacer
3	5211-A	M20 x 2.5 Chainwheel Bolt Nut
5	5262-A	M20 x 2.5 x 2 3/8" Adjustable Chainwheel Bolt
6	1550-AR-6	Arm for Right Side (Ships with Items 2, 3, 5, 7, 8, 18, 19, and 20)
	1550-AL-6	Arm for Left Side (Ships with Items 2, 3, 5, 7, 8, 18, 19, and 20)
7	1078-A	3/8-24 x 1/2" Set Screw
8	1026-A	1/4-28 Zinc Fitting
9	41755	M10 x 1.5 Nylock Nut
10	31203	3/8-16 Nut
11	21821	3/8-16 x 2" Carriage Bolt as Stop Bolt
14	0638-DR	Cylinder Bracket Right Side (Ships without Brass Caps)
	0638-DL	Cylinder Bracket Left Side
16	1037-A	Complete Cylinder (See Page 150 for Cylinder Components)
17	1005-A	Angle Joint
18	39056	3/8-16 x 1 1/2" Adjustable Arm Retainer Capscrew
19	39727	3/8" Adjustable Arm Lock Washer
20	7132-B	Retainer for Adjustable Arm Bolt
21	19657	5/16-18 x 1 1/4" Serrated Flange Head Bolt
22	5750-A	Brass Cap Holder
23	5749-B	Arm Pivot Brass Cap
24	33815	3/8" Flat Washer
25	37262	5/16-18 Top Lock Nut
	04600BCA-AR	Complete Right Side Assembly without Chainwheel and Helmet
	04600BCA-AL	Complete Left Side Assembly without Chainwheel and Helmet
		Chainwheel Bolt Kit Includes
	5568-A	(1) 5262-A M20 x 2.5 x 2 3/8" Adjustable Chainwheel Bolt
		(1) 0450-A Chainwheel Spacer
		(1) 5211-A M20 x 2.5 Chainwheel Bolt Nut
		Hex Brass Cap Holder Kit Includes
	5570-A	(1) 5750-A Brass Cap Holder
		(1) 19657 5/16-18 x 1 1/4" Serrated Flange Head Bolt
		(1) 33815 3/8" Flat Washer
		(1) 37262 5/16-18 Top Lock Nut

NOTE: Right (Passenger) side and Left (Driver) side part numbers apply for chains mounted forward of axle.

# Model 04602BCA9

Right Side Shown





AUTOMATIC TIRE CHAINS

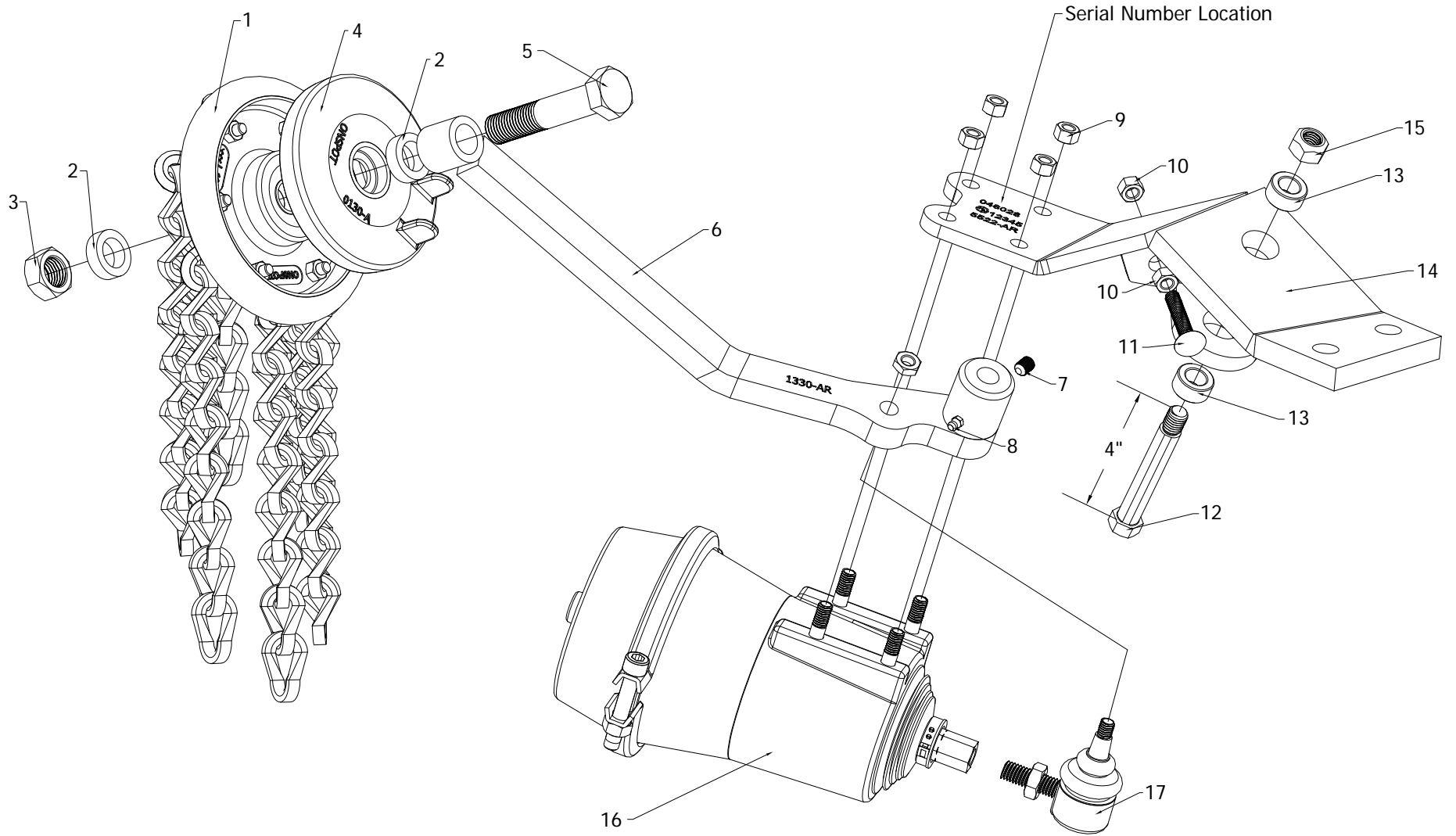
Model 04602BCA9

Ref. No.	Part Number	Description
1	1392-AR-9	Complete Chainwheel Right Side (See Page 140 for Chainwheel Components)
	1392-AL-9	Complete Chainwheel Left Side
4	0130-A	Chainwheel Helmet
2	0450-A	Chainwheel Spacer
3	5211-A	M20 x 2.5 Chainwheel Bolt Nut
5	5262-A	M20 x 2.5 x 2 3/8" Adjustable Chainwheel Bolt
6	1550-AR-6	Arm for Right Side (Ships with Items 2, 3, 5, 7, 8, 18, 19, and 20)
	1550-AL-6	Arm for Left Side (Ships with Items 2, 3, 5, 7, 8, 18, 19, and 20)
7	1078-A	3/8-24 x 1/2" Set Screw
8	1026-A	1/4-28 Zinc Fitting
9	41755	M10 x 1.5 Nylock Nut
10	31203	3/8-16 Nut
11	21821	3/8-16 x 2" Carriage Bolt as Stop Bolt
14	0638-DR	Cylinder Bracket Right Side (Ships without Brass Caps)
	0638-DL	Cylinder Bracket Left Side
16	1037-A	Complete Cylinder (See Page 150 for Cylinder Components)
17	1005-A	Angle Joint
18	39056	3/8-16 x 1 1/2" Adjustable Arm Retainer Capscrew
19	39727	3/8" Adjustable Arm Lock Washer
20	7132-B	Retainer for Adjustable Arm Bolt
21	19657	5/16-18 x 1 1/4" Serrated Flange Head Bolt
22	5750-A	Brass Cap Holder
23	5749-B	Arm Pivot Brass Cap
24	33815	3/8" Flat Washer
25	37262	5/16-18 Top Lock Nut
	04600BCA-AR	Complete Right Side Assembly without Chainwheel and Helmet
	04600BCA-AL	Complete Left Side Assembly without Chainwheel and Helmet
		Chainwheel Bolt Kit Includes
	5568-A	(1) 5262-A M20 x 2.5 x 2 3/8" Adjustable Chainwheel Bolt
		(1) 0450-A Chainwheel Spacer
		(1) 5211-A M20 x 2.5 Chainwheel Bolt Nut
		Hex Brass Cap Holder Kit Includes
	5570-A	(1) 5750-A Brass Cap Holder
		(1) 19657 5/16-18 x 1 1/4" Serrated Flange Head Bolt
		(1) 33815 3/8" Flat Washer
		(1) 37262 5/16-18 Top Lock Nut

NOTE: Right (Passenger) side and Left (Driver) side part numbers apply for chains mounted forward of axle.

# Model 046028

Right Side Shown





AUTOMATIC TIRE CHAINS

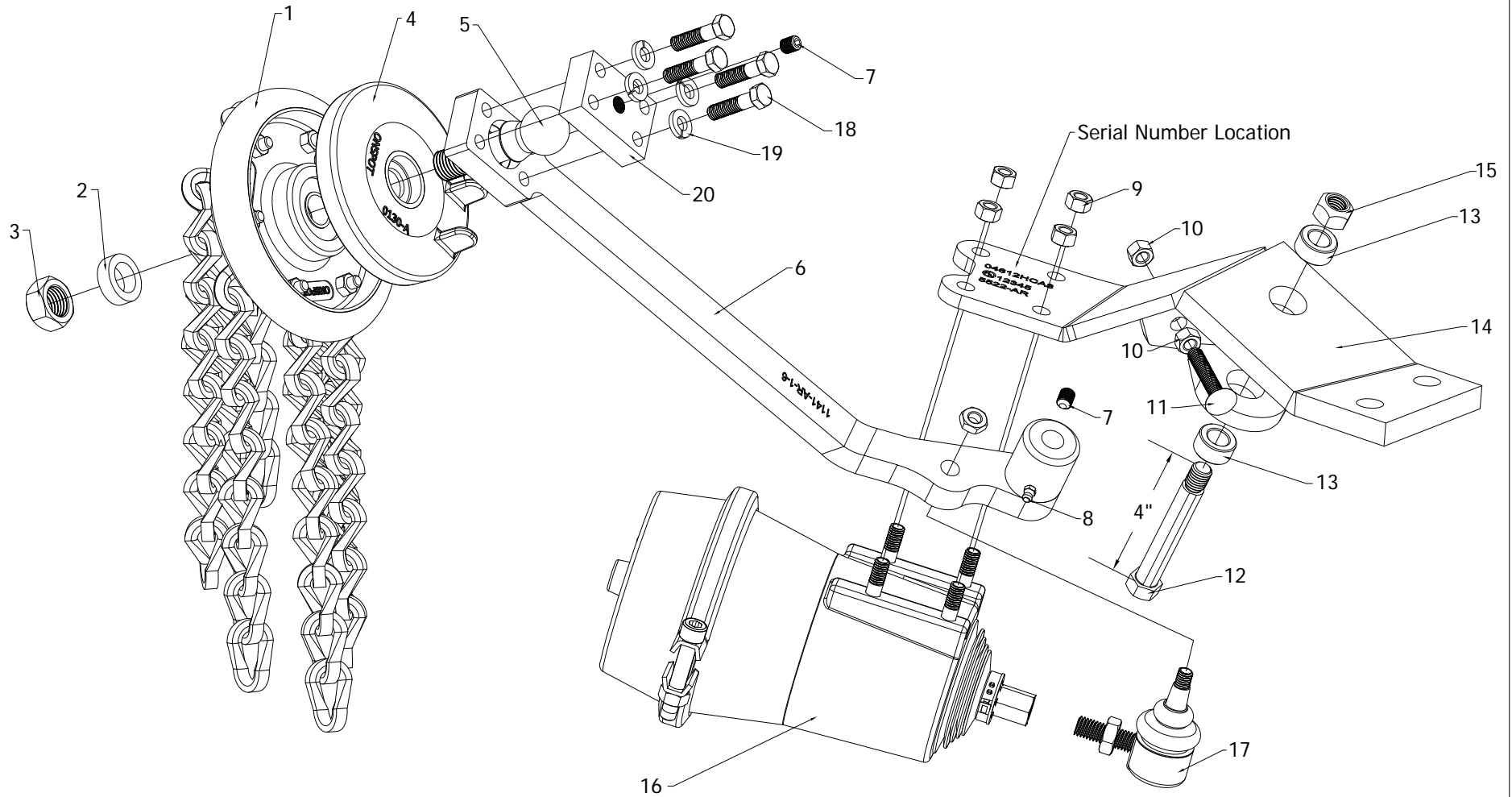
Model 046028

Ref. No.	Part Number	Description
1	1392-AR-8	Complete Chainwheel Right Side (See Page 140 for Chainwheel Components)
	1392-AL-8	Complete Chainwheel Left Side
4	0130-A	Chainwheel Helmet
2	0450-A	Chainwheel Spacer
3	5211-A	M20 x 2.5 Chainwheel Bolt Nut
5	5222-A	M20 x 2.5 x 100mm Chainwheel Bolt
6	1330-AR	Arm for Right Side
	1330-AL	Arm for Left Side
7	1078-A	3/8-24 x 1/2" Set Screw
8	1026-A	1/4-28 Zinc Fitting
9	41755	M10 x 1.5 Nylock Nut
10	31203	3/8-16 Nut
11	21821	3/8-16 x 2" Carriage Bolt as Stop Bolt
12	1077-B	Arm Bolt 4" Length
13	5487-A	Oilyte Bushing (2 per Cylinder Bracket)
14	5522-AR	Cylinder Bracket Right Side (Ships with Oilyte Bushing Installed)
	5522-AL	Cylinder Bracket Left Side
15	5365-A	M14 x 2.0 Arm Bolt Grip Nut
16	1037-A	Complete Cylinder (See Page 150 for Cylinder Components)
17	1005-A	Angle Joint
	04600-AR	Complete Right Side Assembly without Chainwheel and Helmet
	04600-AL	Complete Left Side Assembly without Chainwheel and Helmet
		Chainwheel Bolt Kit Includes
	5564-A	(1) 5222-A M20 x 2.5 x 100mm Chainwheel Bolt
		(2) 0450-A Chainwheel Spacer
		(1) 5211-A M20 x 2.5 Chainwheel Bolt Nut
		Arm Bearing Kit Includes
	5559-D	(1) 1077-B Arm Bolt 4" Length
		(1) 1078-A 3/8-24 x 1/2" Set Screw
		(2) 5487-A Oilyte Bushing
		(1) 5365-A M14 x 2.0 Arm Bolt Grip Nut

NOTE: Right (Passenger) side and Left (Driver) side part numbers apply for chains mounted forward of axle.

# Model 04612HCA8

Right Side Shown





AUTOMATIC TIRE CHAINS

Model 04612HCA8

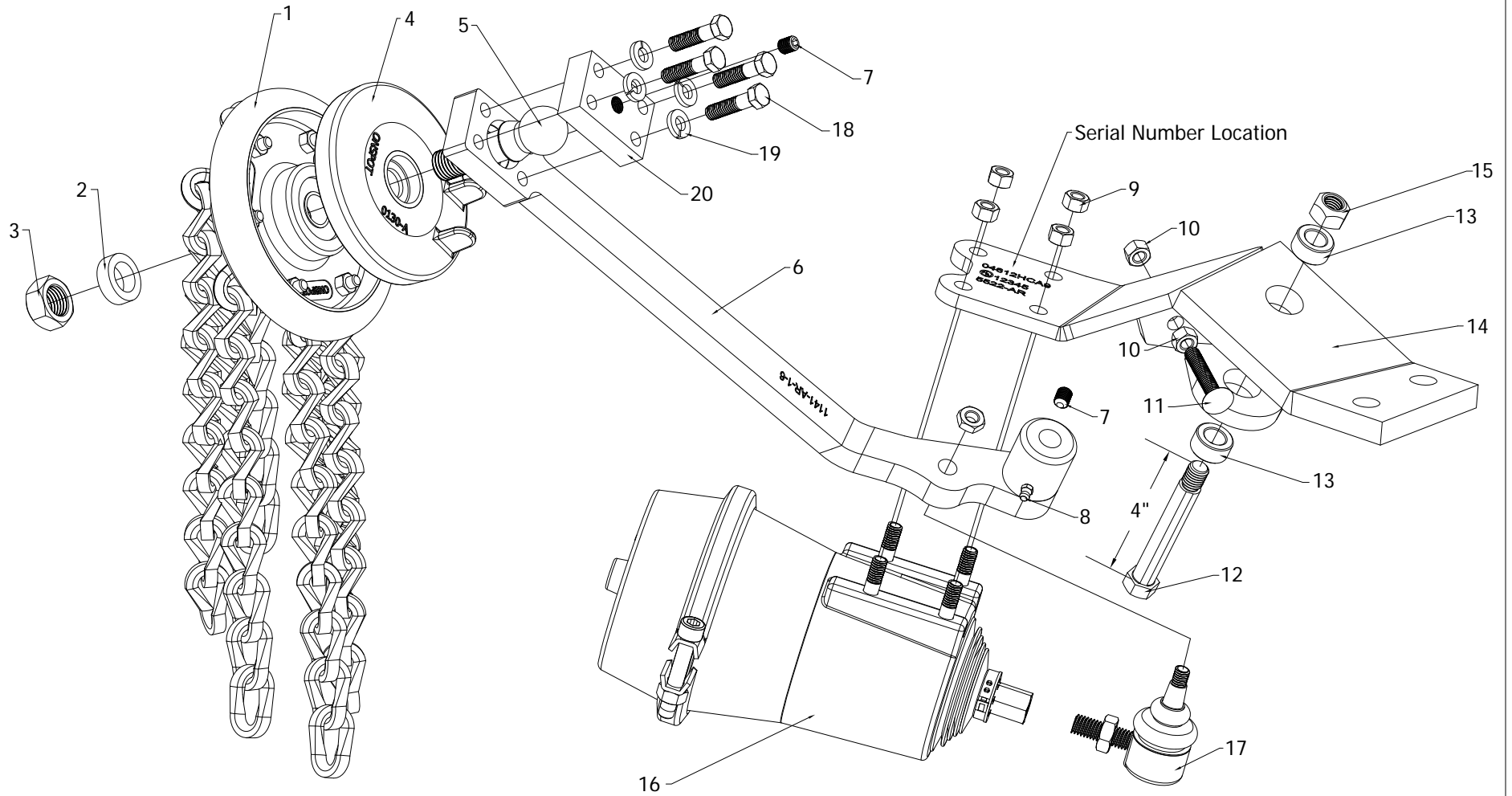
Ref. No.	Part Number	Description
1	1392-AR-8	Complete Chainwheel Right Side (See Page 140 for Chainwheel Components)
	1392-AL-8	Complete Chainwheel Left Side
4	0130-A	Chainwheel Helmet
2	0450-A	Chainwheel Spacer
3	5211-A	M20 x 2.5 Chainwheel Bolt Nut
5	5262-A	M20 x 2.5 x 2 3/8" Adjustable Chainwheel Bolt
6	1141-AR-1-6	Arm for Right Side (Ships with Items 2, 3, 5, 7, 8, 18, 19, and 20)
	1141-AL-1-6	Arm for Left Side (Ships with Items 2, 3, 5, 7, 8, 18, 19, and 20)
7	1078-A	3/8-24 x 1/2" Set Screw
8	1026-A	1/4-28 Zinc Fitting
9	41755	M10 x 1.5 Nylock Nut
10	31203	3/8-16 Nut
11	21821	3/8-16 x 2" Carriage Bolt as Stop Bolt
12	1077-B	Arm Bolt 4" Length
13	5487-A	Oilyte Bushing (2 per Cylinder Bracket)
14	5522-AR	Cylinder Bracket Right Side (Ships with Oilyte Bushing Installed)
	5522-AL	Cylinder Bracket Left Side
15	5365-A	M14 x 2.0 Arm Bolt Grip Nut
16	1037-A	Complete Cylinder (See Page 150 for Cylinder Components)
17	1005-A	Angle Joint
18	39056	3/8-16 x 1 1/2" Adjustable Arm Retainer Capscrew
19	39727	3/8" Adjustable Arm Lock Washer
20	7132-B	Retainer for Adjustable Arm Bolt
	04610HCA-AR	Complete Right Side Assembly without Chainwheel and Helmet
	04610HCA-AL	Complete Left Side Assembly without Chainwheel and Helmet
		Chainwheel Bolt Kit Includes
	5568-A	(1) 5262-A M20 x 2.5 x 2 3/8" Adjustable Chainwheel Bolt
		(1) 0450-A Chainwheel Spacer
		(1) 5211-A M20 x 2.5 Chainwheel Bolt Nut
		Arm Bearing Kit Includes
	5559-D	(1) 1077-B Arm Bolt 4" Length
		(1) 1078-A 3/8-24 x 1/2" Set Screw
		(2) 5487-A Oilyte Bushing
		(1) 5365-A M14 x 2.0 Arm Bolt Grip Nut

NOTE: Right (Passenger) side and Left (Driver) side part numbers apply for chains mounted forward of axle.



# Model 04612HCA9

Right Side Shown





AUTOMATIC TIRE CHAINS

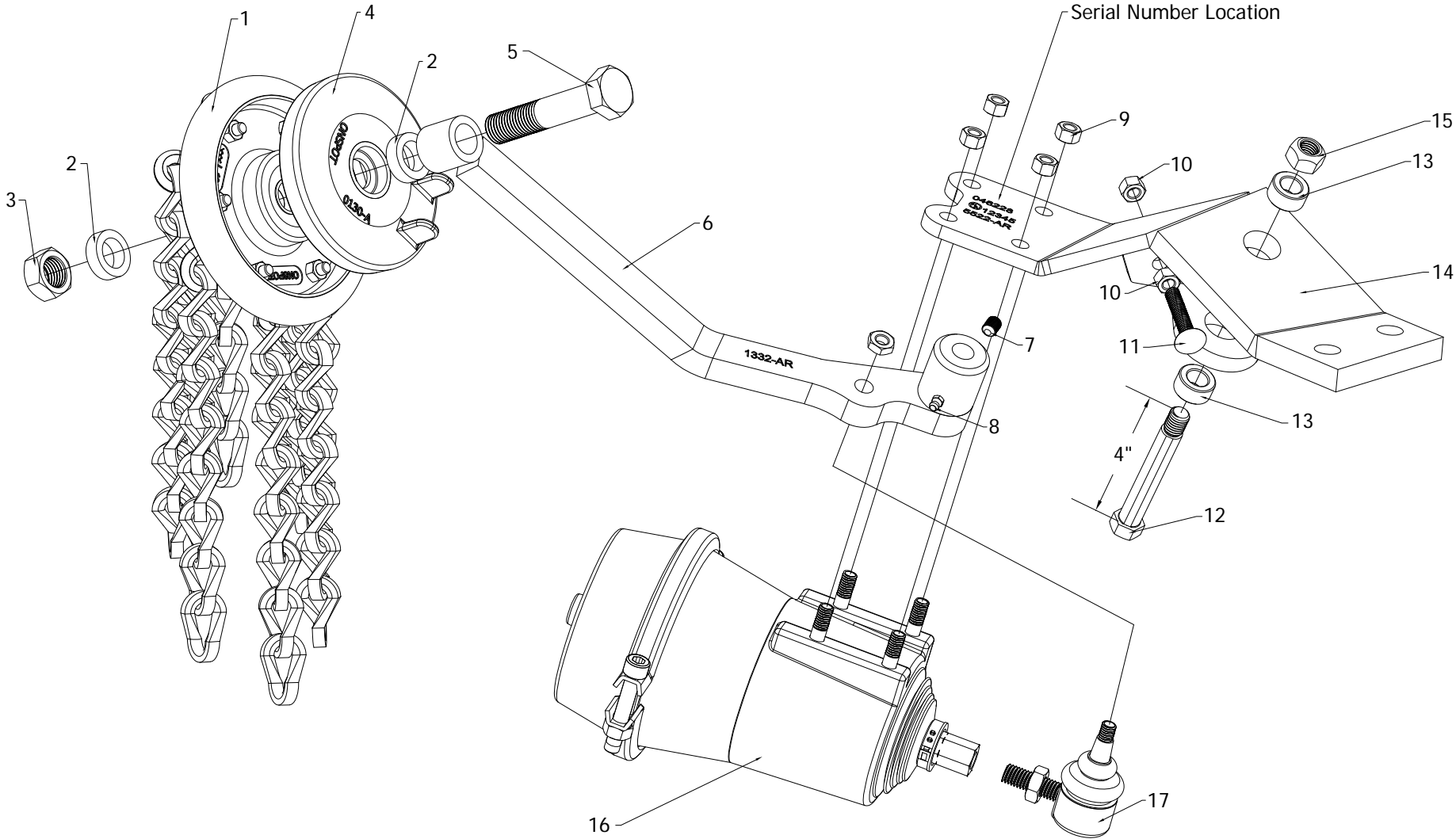
Model 04612HCA9

Ref. No.	Part Number	Description
1	1392-AR-9	Complete Chainwheel Right Side (See Page 140 for Chainwheel Components)
	1392-AL-9	Complete Chainwheel Left Side
4	0130-A	Chainwheel Helmet
2	0450-A	Chainwheel Spacer
3	5211-A	M20 x 2.5 Chainwheel Bolt Nut
5	5262-A	M20 x 2.5 x 2 3/8" Adjustable Chainwheel Bolt
6	1141-AR-1-6	Arm for Right Side (Ships with Items 2, 3, 5, 7, 8, 18, 19, and 20)
	1141-AL-1-6	Arm for Left Side (Ships with Items 2, 3, 5, 7, 8, 18, 19, and 20)
7	1078-A	3/8-46 x 1/2" Set Screw
8	1026-A	1/4-28 Zinc Fitting
9	41755	M10 x 1.5 Nylock Nut
10	31203	3/8-16 Nut
11	21821	3/8-16 x 2" Carriage Bolt as Stop Bolt
12	1077-B	Arm Bolt 4" Length
13	5487-A	Oilyte Bushing (2 per Cylinder Bracket)
14	5522-AR	Cylinder Bracket Right Side (Ships with Oilyte Bushing Installed)
	5522-AL	Cylinder Bracket Left Side
15	5365-A	M14 x 2.0 Arm Bolt Grip Nut
16	1037-B	Complete Cylinder (See Page 150 for Cylinder Components)
17	1005-A	Angle Joint
18	39056	3/8-16 x 1 1/2" Adjustable Arm Retainer Capscrew
19	39727	3/8" Adjustable Arm Lock Washer
20	7132-A	Retainer for Adjustable Arm Bolt
	04610HCA-AR	Complete Right Side Assembly without Chainwheel and Helmet
	04610HCA-AL	Complete Left Side Assembly without Chainwheel and Helmet
		Chainwheel Bolt Kit Includes
	5568-A	(1) 5262-A M20 x 2.5 x 2 3/8" Adjustable Chainwheel Bolt
		(1) 0450-A Chainwheel Spacer
		(1) 5211-A M20 x 2.5 Chainwheel Bolt Nut
		Arm Bearing Kit Includes
	5559-D	(1) 1077-B Arm Bolt 4" Length
		(1) 1078-A 3/8-46 x 1/2" Set Screw
		(2) 5487-A Oilyte Bushing
		(1) 5365-A M14 x 2.0 Arm Bolt Grip Nut

NOTE: Right (Passenger) side and Left (Driver) side part numbers apply for chains mounted forward of axle.

# Model 046228

Right Side Shown





AUTOMATIC TIRE CHAINS

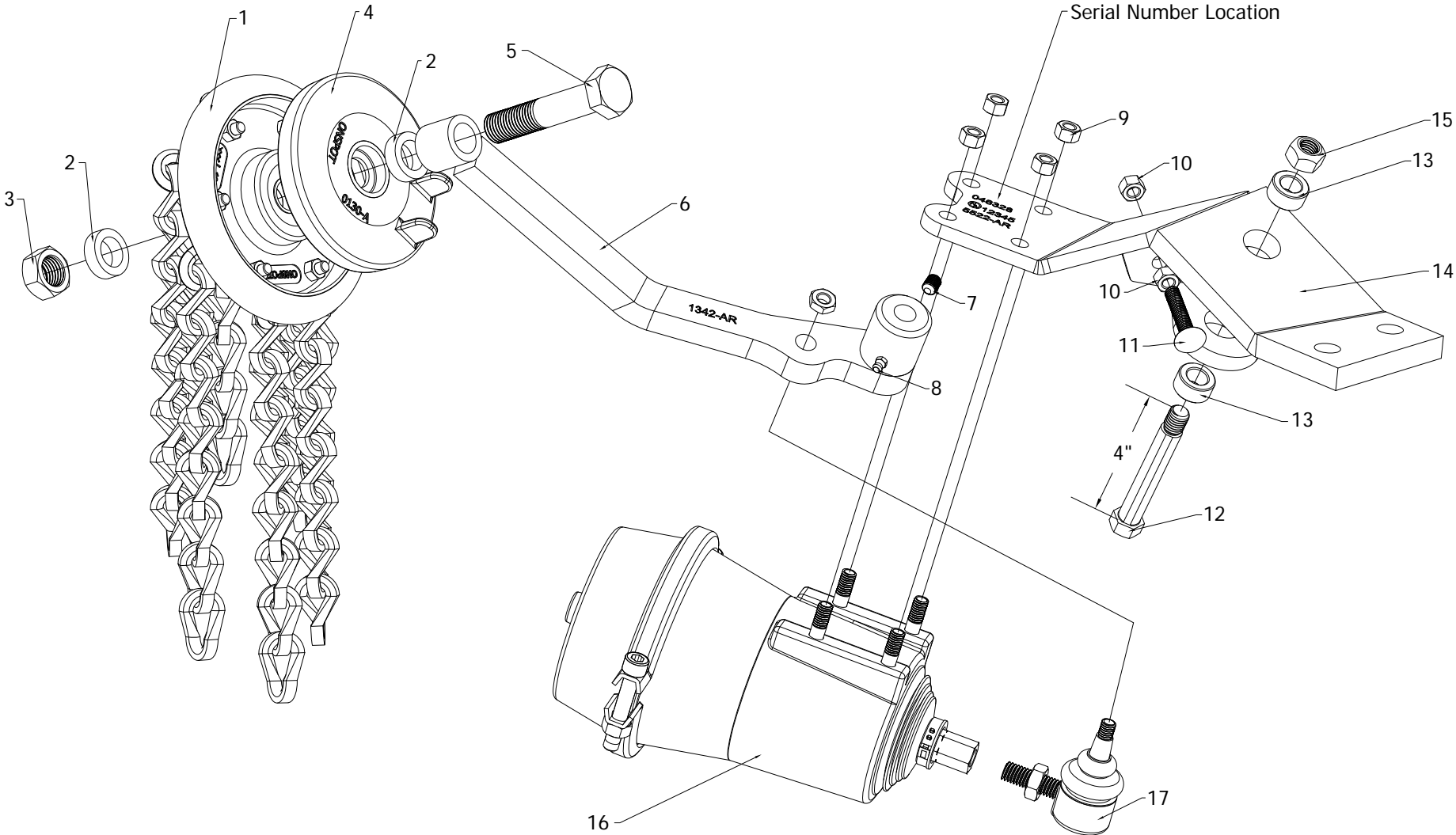
Model 046228

Ref. No.	Part Number	Description
1	1392-AR-8	Complete Chainwheel Right Side (See Page 140 for Chainwheel Components)
	1392-AL-8	Complete Chainwheel Left Side
4	0130-A	Chainwheel Helmet
2	0450-A	Chainwheel Spacer
3	5211-A	M20 x 2.5 Chainwheel Bolt Nut
5	5222-A	M20 x 2.5 x 100mm Chainwheel Bolt
6	1332-AR	Arm for Right Side
	1332-AL	Arm for Left Side
7	1078-A	3/8-24 x 1/2" Set Screw
8	1026-A	1/4-28 Zinc Fitting
9	41755	M10 x 1.5 Nylock Nut
10	31203	3/8-16 Nut
11	21821	3/8-16 x 2" Carriage Bolt as Stop Bolt
12	1077-B	Arm Bolt 4" Length
13	5487-A	Oilyte Bushing (2 per Cylinder Bracket)
14	5522-AR	Cylinder Bracket Right Side (Ships with Oilyte Bushing Installed)
	5522-AL	Cylinder Bracket Left Side
15	5365-A	M14 x 2.0 Arm Bolt Grip Nut
16	1037-A	Complete Cylinder (See Page 150 for Cylinder Components)
17	1005-A	Angle Joint
	04620-AR	Complete Right Side Assembly without Chainwheel and Helmet
	04620-AL	Complete Left Side Assembly without Chainwheel and Helmet
		Chainwheel Bolt Kit Includes
	5564-A	(1) 5222-A M20 x 2.5 x 100mm Chainwheel Bolt
		(2) 0450-A Chainwheel Spacer
		(1) 5211-A M20 x 2.5 Chainwheel Bolt Nut
		Arm Bearing Kit Includes
	5559-D	(1) 1077-B Arm Bolt 4" Length
		(1) 1078-A 3/8-24 x 1/2" Set Screw
		(2) 5487-A Oilyte Bushing
		(1) 5365-A M14 x 2.0 Arm Bolt Grip Nut

NOTE: Right (Passenger) side and Left (Driver) side part numbers apply for chains mounted forward of axle.

# Model 046328

Right Side Shown





AUTOMATIC TIRE CHAINS

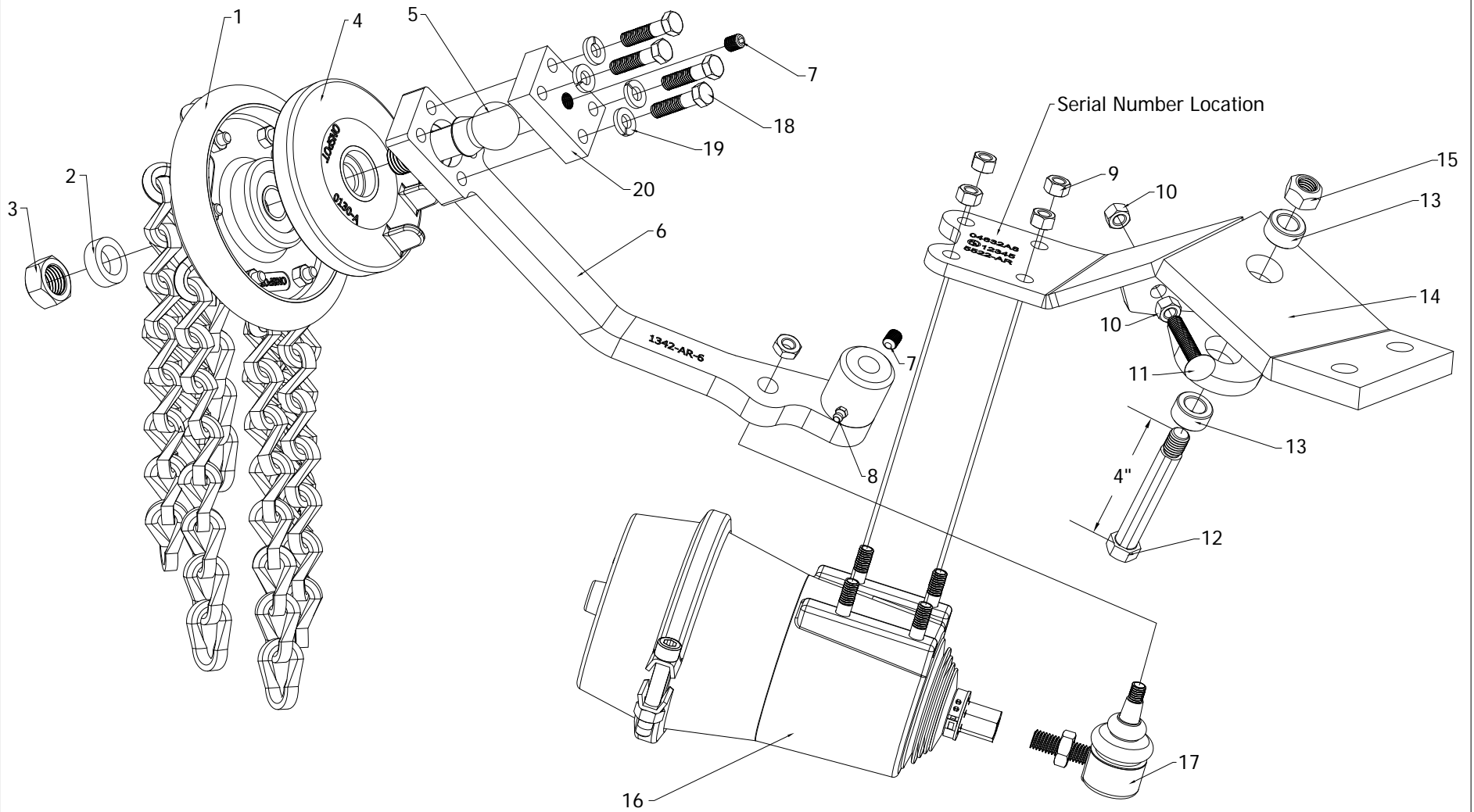
Model 046328

Ref. No.	Part Number	Description
1	1392-AR-8	Complete Chainwheel Right Side (See Page 140 for Chainwheel Components)
	1392-AL-8	Complete Chainwheel Left Side
4	0130-A	Chainwheel Helmet
2	0450-A	Chainwheel Spacer
3	5211-A	M20 x 2.5 Chainwheel Bolt Nut
5	5222-A	M20 x 2.5 x 100mm Chainwheel Bolt
6	1342-AR	Arm for Right Side
	1342-AL	Arm for Left Side
7	1078-A	3/8-24 x 1/2" Set Screw
8	1026-A	1/4-28 Zinc Fitting
9	41755	M10 x 1.5 Nylock Nut
10	31203	3/8-16 Nut
11	21821	3/8-16 x 2" Carriage Bolt as Stop Bolt
12	1077-B	Arm Bolt 4" Length
13	5487-A	Oilyte Bushing (2 per Cylinder Bracket)
14	5522-AR	Cylinder Bracket Right Side (Ships with Oilyte Bushing Installed)
	5522-AL	Cylinder Bracket Left Side
15	5365-A	M14 x 2.0 Arm Bolt Grip Nut
16	1037-A	Complete Cylinder (See Page 150 for Cylinder Components)
17	1005-A	Angle Joint
	04630-AR	Complete Right Side Assembly without Chainwheel and Helmet
	04630-AL	Complete Left Side Assembly without Chainwheel and Helmet
		Chainwheel Bolt Kit Includes
	5564-A	(1) 5222-A M20 x 2.5 x 100mm Chainwheel Bolt
		(2) 0450-A Chainwheel Spacer
		(1) 5211-A M20 x 2.5 Chainwheel Bolt Nut
		Arm Bearing Kit Includes
	5559-D	(1) 1077-B Arm Bolt 4" Length
		(1) 1078-A 3/8-24 x 1/2" Set Screw
		(2) 5487-A Oilyte Bushing
		(1) 5365-A M14 x 2.0 Arm Bolt Grip Nut

NOTE: Right (Passenger) side and Left (Driver) side part numbers apply for chains mounted forward of axle.

# Model 04632A8

Right Side Shown





AUTOMATIC TIRE CHAINS

Model 04632A8

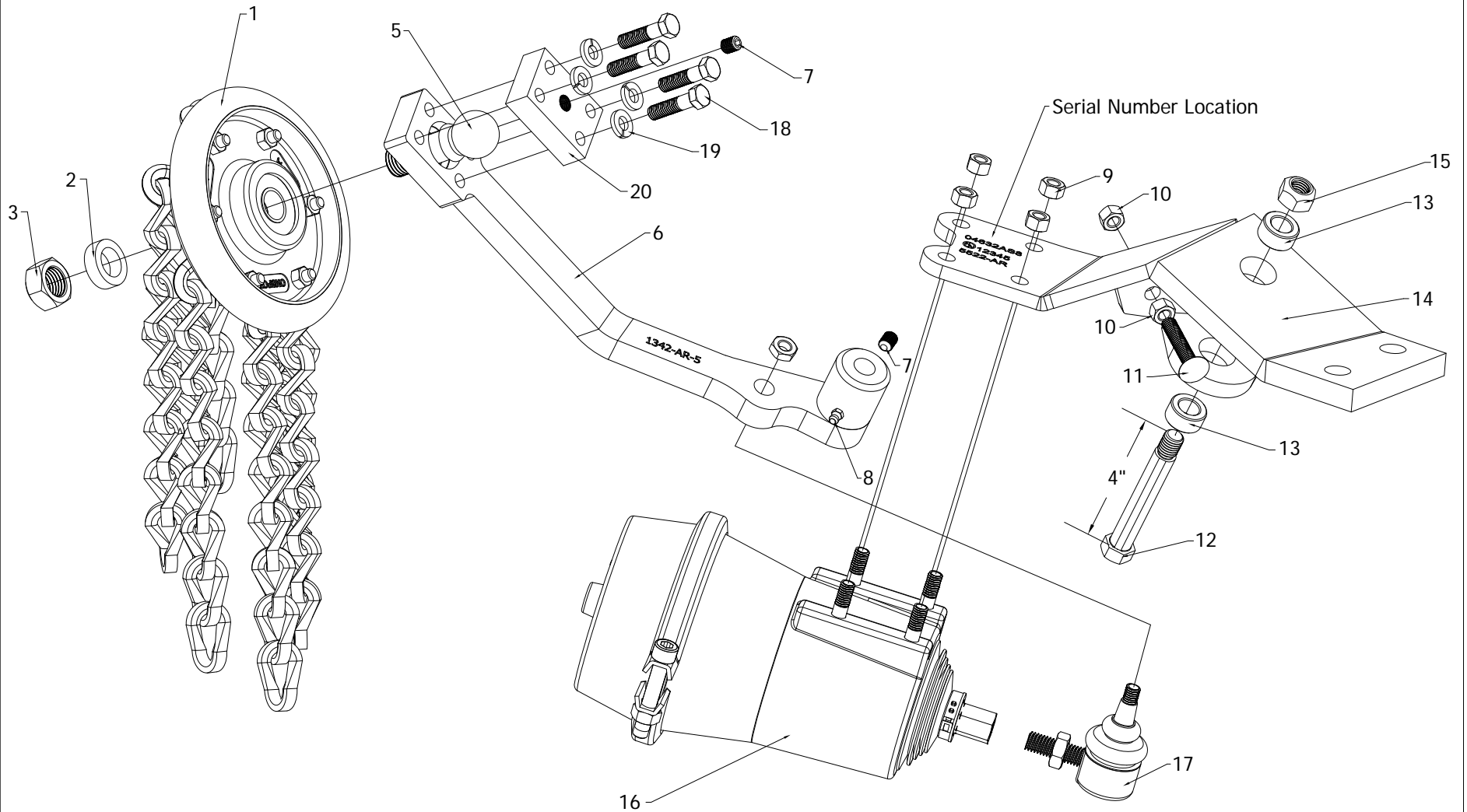
Ref. No.	Part Number	Description
1	1392-AR-8	Complete Chainwheel Right Side (See Page 140 for Chainwheel Components)
	1392-AL-8	Complete Chainwheel Left Side
4	0130-A	Chainwheel Helmet
2	0450-A	Chainwheel Spacer
3	5211-A	M20 x 2.5 Chainwheel Bolt Nut
5	5262-A	M20 x 2.5 x 2 3/8" Adjustable Chainwheel Bolt
6	1342-AR-6	Arm for Right Side (Ships with Items 2, 3, 5, 7, 8, 18, 19, and 20)
	1342-AL-6	Arm for Left Side (Ships with Items 2, 3, 5, 7, 8, 18, 19, and 20)
7	1078-A	3/8-24 x 1/2" Set Screw
8	1026-A	1/4-28 Zinc Fitting
9	41755	M10 x 1.5 Nylock Nut
10	31203	3/8-16 Nut
11	21821	3/8-16 x 2" Carriage Bolt as Stop Bolt
12	1077-B	Arm Bolt 4" Length
13	5487-A	Oilyte Bushing (2 per Cylinder Bracket)
14	5522-AR	Cylinder Bracket Right Side (Ships with Oilyte Bushing Installed)
	5522-AL	Cylinder Bracket Left Side
15	5365-A	M14 x 2.0 Arm Bolt Grip Nut
16	1037-A	Complete Cylinder (See Page 150 for Cylinder Components)
17	1005-A	Angle Joint
18	39056	3/8-16 x 1 1/2" Adjustable Arm Retainer Capscrew
19	39727	3/8" Adjustable Arm Lock Washer
20	7132-B	Retainer for Adjustable Arm Bolt
	04630A-AR	Complete Right Side Assembly without Chainwheel and Helmet
	04630A-AL	Complete Left Side Assembly without Chainwheel and Helmet
		Chainwheel Bolt Kit Includes
	5568-A	(1) 5262-A M20 x 2.5 x 2 3/8" Adjustable Chainwheel Bolt
		(1) 0450-A Chainwheel Spacer
		(1) 5211-A M20 x 2.5 Chainwheel Bolt Nut
		Arm Bearing Kit Includes
	5559-D	(1) 1077-B Arm Bolt 4" Length
		(1) 1078-A 3/8-24 x 1/2" Set Screw
		(2) 5487-A Oilyte Bushing
		(1) 5365-A M14 x 2.0 Arm Bolt Grip Nut

NOTE: Right (Passenger) side and Left (Driver) side part numbers apply for chains mounted forward of axle.



# Model 04632AS8

Right Side Shown





AUTOMATIC TIRE CHAINS

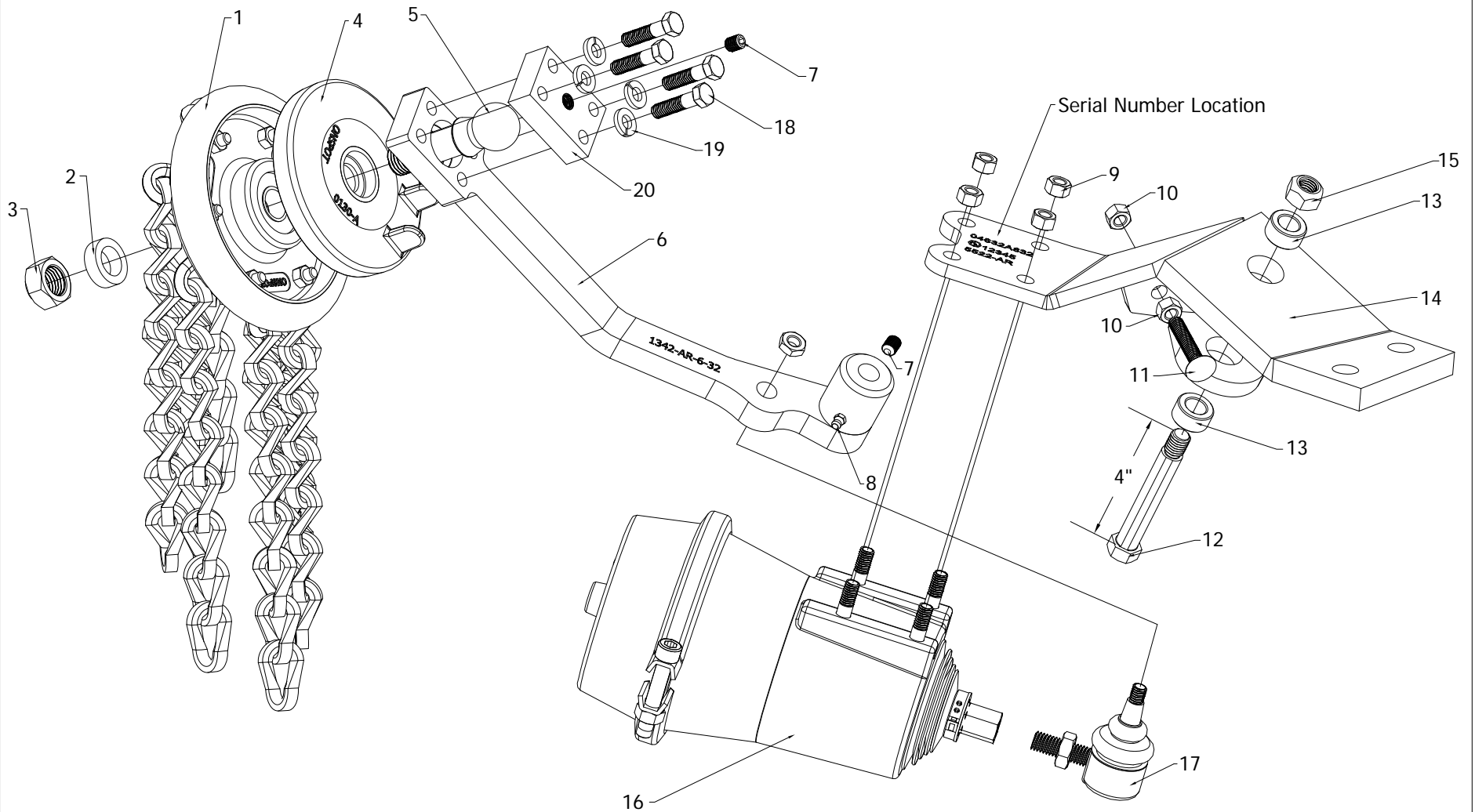
Model 04632AS8

Ref. No.	Part Number	Description
1	1392-AR-8	Complete Chainwheel Right Side (See Page 140 for Chainwheel Components)
	1392-AL-8	Complete Chainwheel Left Side
3	5211-A	M20 x 2.5 Chainwheel Bolt Nut
5	5261-A	M20 x 2.5 x 2" Adjustable Chainwheel Bolt
6	1342-AR-5	Arm for Right Side (Ships with Items 2, 3, 5, 7, 8, 18, 19, and 20)
	1342-AL-5	Arm for Left Side (Ships with Items 2, 3, 5, 7, 8, 18, 19, and 20)
7	1078-A	3/8-46 x 1/2" Set Screw
8	1026-A	1/4-28 Zirc Fitting
9	41755	M10 x 1.5 Nylock Nut
10	31203	3/8-16 Nut
11	21821	3/8-16 x 2" Carriage Bolt as Stop Bolt
12	1077-B	Arm Bolt 4" Length
13	5487-A	Oilyte Bushing (2 per Cylinder Bracket)
14	5522-AR	Cylinder Bracket Right Side (Ships with Oilyte Bushing Installed)
	5522-AL	Cylinder Bracket Left Side
15	5365-A	M14 x 2.0 Arm Bolt Grip Nut
16	1037-A	Complete Cylinder (See Page 150 for Cylinder Components)
17	1005-A	Angle Joint
18	39056	3/8-16 x 1 1/2" Adjustable Arm Retainer Capscrew
19	39727	3/8" Adjustable Arm Lock Washer
20	7132-A	Retainer for Adjustable Arm Bolt
	04630AS-AR	Complete Right Side Assembly without Chainwheel and Helmet
	04630AS-AL	Complete Left Side Assembly without Chainwheel and Helmet
		Chainwheel Bolt Kit Includes
	5571-A	(1) 5261-A M20 x 2.5 x 2" Adjustable Chainwheel Bolt
		(1) 5211-A M20 x 2.5 Chainwheel Bolt Nut
		Arm Bearing Kit Includes
	5559-D	(1) 1077-B Arm Bolt 4" Length
		(1) 1078-A 3/8-46 x 1/2" Set Screw
		(2) 5487-A Oilyte Bushing
		(1) 5365-A M14 x 2.0 Arm Bolt Grip Nut

NOTE: Right (Passenger) side and Left (Driver) side part numbers apply for chains mounted forward of axle.

# Model 04632A832

Right Side Shown





AUTOMATIC TIRE CHAINS

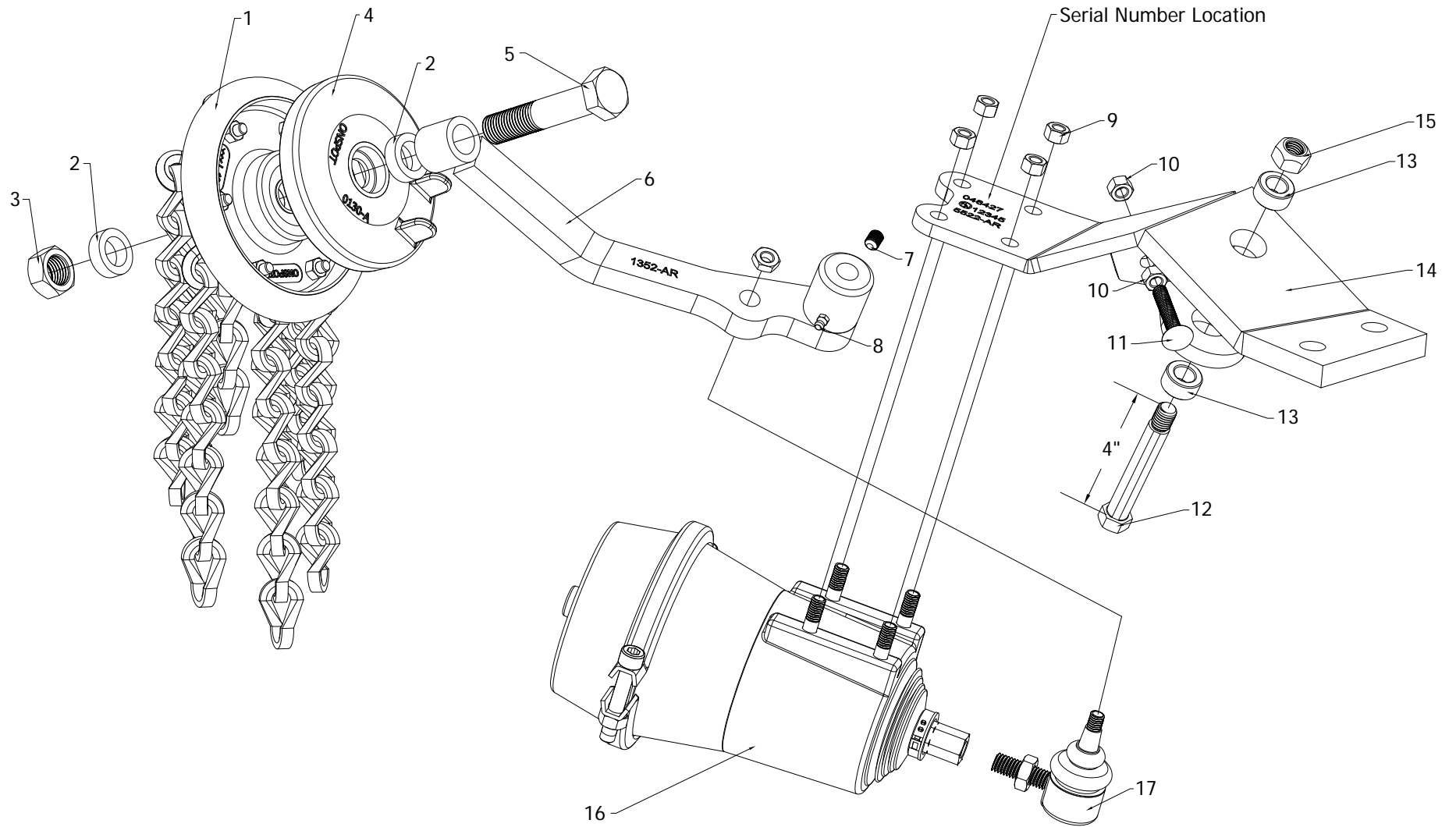
Model 04632A832

Ref. No.	Part Number	Description
1	1392-AR-8	Complete Chainwheel Right Side (See Page 140 for Chainwheel Components)
	1392-AL-8	Complete Chainwheel Left Side
4	0130-A	Chainwheel Helmet
2	0450-A	Chainwheel Spacer
3	5211-A	M20 x 2.5 Chainwheel Bolt Nut
5	5262-A	M20 x 2.5 x 2 3/8" Adjustable Chainwheel Bolt
6	1342-AR-6-32	Arm for Right Side (Ships with Items 2, 3, 5, 7, 8, 18, 19, and 20)
	1342-AL-6-32	Arm for Left Side (Ships with Items 2, 3, 5, 7, 8, 18, 19, and 20)
7	1078-A	3/8-24 x 1/2" Set Screw
8	1026-A	1/4-28 Zinc Fitting
9	41755	M10 x 1.5 Nylock Nut
10	31203	3/8-16 Nut
11	21821	3/8-16 x 2" Carriage Bolt as Stop Bolt
12	1077-B	Arm Bolt 4" Length
13	5487-A	Oilyte Bushing (2 per Cylinder Bracket)
14	5522-AR	Cylinder Bracket Right Side (Ships with Oilyte Bushing Installed)
	5522-AL	Cylinder Bracket Left Side
15	5365-A	M14 x 2.0 Arm Bolt Grip Nut
16	1037-A	Complete Cylinder (See Page 150 for Cylinder Components)
17	1005-A	Angle Joint
18	39056	3/8-16 x 1 1/2" Adjustable Arm Retainer Capscrew
19	39727	3/8" Adjustable Arm Lock Washer
20	7132-B	Retainer for Adjustable Arm Bolt
	04630A32-AR	Complete Right Side Assembly without Chainwheel and Helmet
	04630A32-AL	Complete Left Side Assembly without Chainwheel and Helmet
		Chainwheel Bolt Kit Includes
	5568-A	(1) 5262-A M20 x 2.5 x 2 3/8" Adjustable Chainwheel Bolt
		(1) 0450-A Chainwheel Spacer
		(1) 5211-A M20 x 2.5 Chainwheel Bolt Nut
		Arm Bolt Kit Includes
	5559-D	(1) 1077-B Arm Bolt 4" Length
		(1) 1078-A 3/8-24 x 1/2" Set Screw
		(2) 5487-A Oilyte Bushing
		(1) 5365-A M14 x 2.0 Arm Bolt Grip Nut

NOTE: Right (Passenger) side and Left (Driver) side part numbers apply for chains mounted forward of axle.

# Model 046427

Right Side Shown





AUTOMATIC TIRE CHAINS

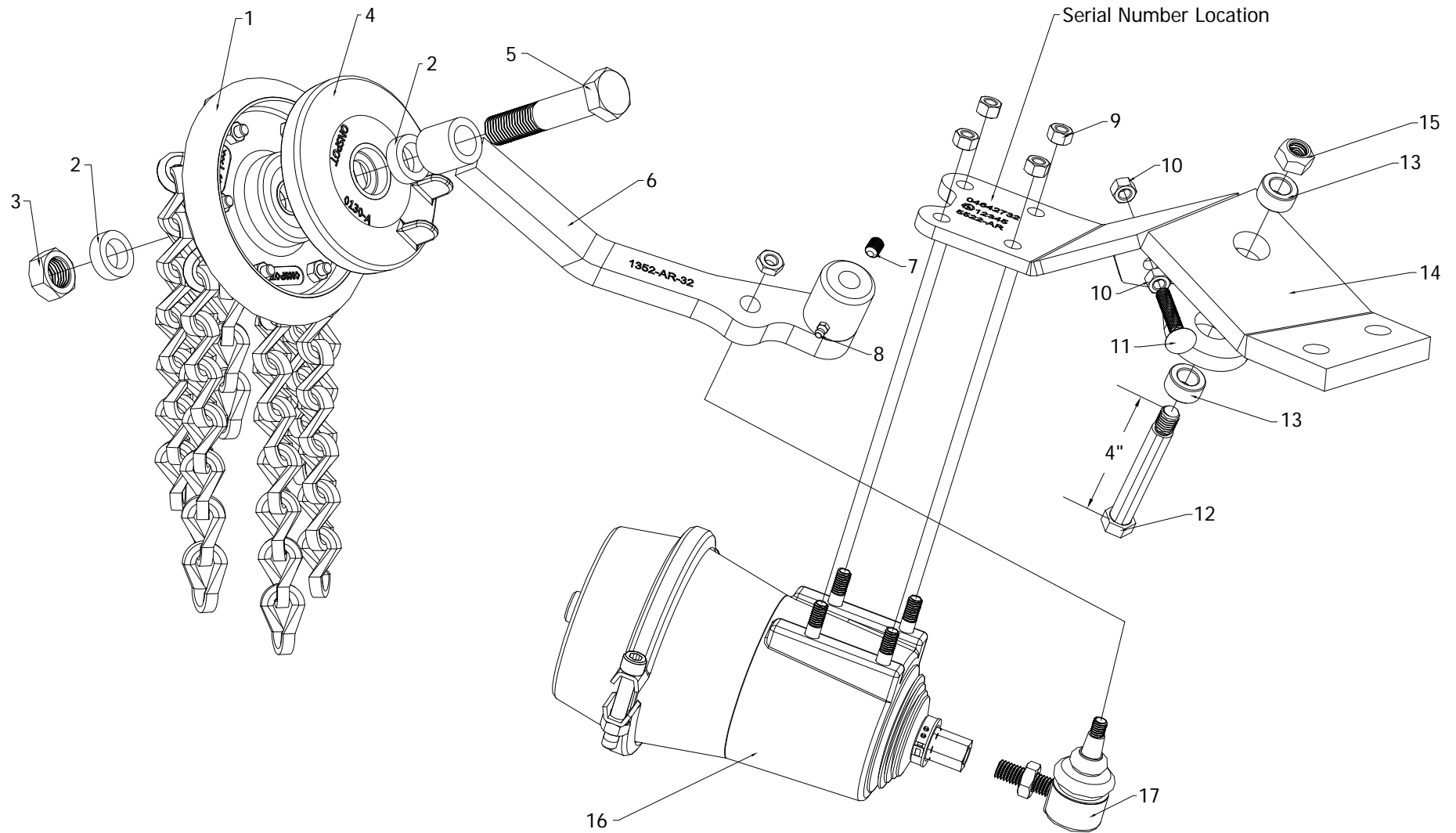
Model 046427

Ref. No.	Part Number	Description
1	1392-AR-7	Complete Chainwheel Right Side (See Page 140 for Chainwheel Components)
	1392-AL-7	Complete Chainwheel Left Side
4	0130-A	Chainwheel Helmet
2	0450-A	Chainwheel Spacer
3	5211-A	M20 x 2.5 Chainwheel Bolt Nut
5	5222-A	M20 x 2.5 x 100mm Chainwheel Bolt
6	1352-AR	Arm for Right Side
	1352-AL	Arm for Left Side
7	1078-A	3/8-24 x 1/2" Set Screw
8	1026-A	1/4-28 Zinc Fitting
9	41755	M10 x 1.5 Nylock Nut
10	31203	3/8-16 Nut
11	21821	3/8-16 x 2" Carriage Bolt as Stop Bolt
12	1077-B	Arm Bolt 4" Length
13	5487-A	Oilyte Bushing (2 per Cylinder Bracket)
14	5522-AR	Cylinder Bracket Right Side (Ships with Oilyte Bushing Installed)
	5522-AL	Cylinder Bracket Left Side
15	5365-A	M14 x 2.0 Arm Bolt Grip Nut
16	1037-A	Complete Cylinder (See Page 150 for Cylinder Components)
17	1005-A	Angle Joint
	04640-AR	Complete Right Side Assembly without Chainwheel and Helmet
	04640-AL	Complete Left Side Assembly without Chainwheel and Helmet
		Chainwheel Bolt Kit Includes
	5564-A	(1) 5222-A M20 x 2.5 x 100mm Chainwheel Bolt
		(2) 0450-A Chainwheel Spacer
		(1) 5211-A M20 x 2.5 Chainwheel Bolt Nut
		Arm Bearing Kit Includes
	5559-D	(1) 1077-B Arm Bolt 4" Length
		(1) 1078-A 3/8-24 x 1/2" Set Screw
		(2) 5487-A Oilyte Bushing
		(1) 5365-A M14 x 2.0 Arm Bolt Grip Nut

NOTE: Right (Passenger) side and Left (Driver) side part numbers apply for chains mounted forward of axle.

# Model 04642732

Right Side Shown





AUTOMATIC TIRE CHAINS

Model 04642732

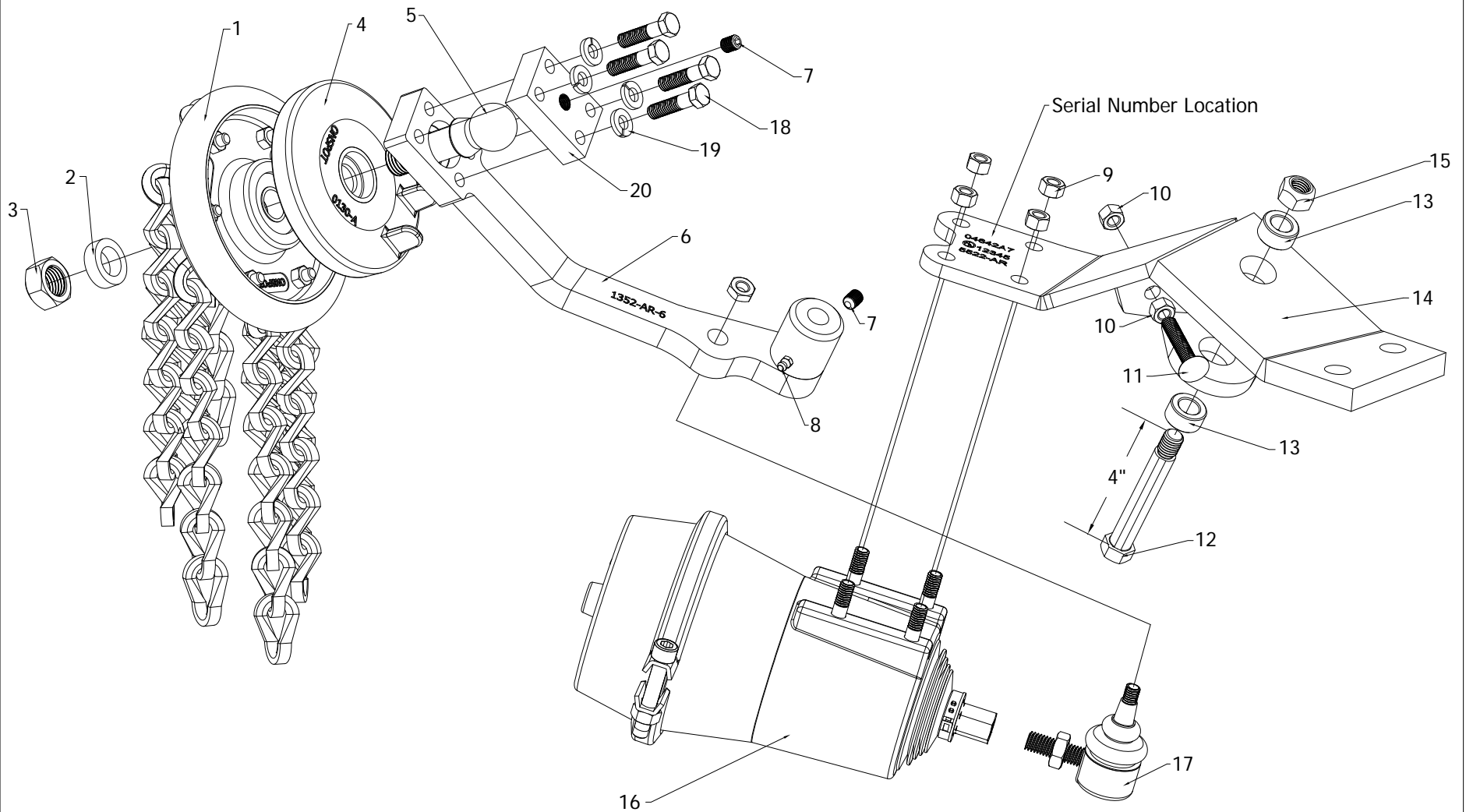
Ref. No.	Part Number	Description
1	1392-AR-7	Complete Chainwheel Right Side (See Page 140 for Chainwheel Components)
	1392-AL-7	Complete Chainwheel Left Side
4	0130-A	Chainwheel Helmet
2	0450-A	Chainwheel Spacer
3	5211-A	M20 x 2.5 Chainwheel Bolt Nut
5	5222-A	M20 x 2.5 x 100mm Chainwheel Bolt
6	1352-AR-32	Arm for Right Side 32° Bend
	1352-AL-32	Arm for Left Side 32° Bend
7	1078-A	3/8-16 x 1/2" Set Screw
8	1026-A	1/4-28 Zinc Fitting
9	41755	M10 x 1.5 Nylock Nut
10	31203	3/8-16 Nut
11	21821	3/8-16 x 2" Carriage Bolt as Stop Bolt
12	1077-B	Arm Bolt 4" Length
13	5487-A	Oilyte Bushing (2 per Cylinder Bracket)
14	5522-AR	Cylinder Bracket Right Side (Ships with Oilyte Bushing Installed)
	5522-AL	Cylinder Bracket Left Side
15	5365-A	M14 x 2.0 Arm Bolt Grip Nut
16	1037-A	Complete Cylinder ( See Page 150 for Cylinder Components)
17	1005-A	Angle Joint
	04640-AR-32	Complete Right Side Assembly without Chainwheel and Helmet
	04640-AL-32	Complete Left Side Assembly without Chainwheel and Helmet
		Chainwheel Bolt Kit Includes
	5564-A	(1) 5222-A M20 x 2.5 x 100mm Chainwheel Bolt
		(2) 0450-A Chainwheel Spacer
		(1) 5211-A M20 x 2.5 Chainwheel Bolt Nut
		Arm Bearing Kit Includes
	5559-D	(1) 1077-B Arm Bolt 4" Length
		(1) 1078-A 3/8-24 x 1/2" Set Screw
		(2) 5487-A Oilyte Bushing
		(1) 5365-A M14 x 2.0 Arm Bolt Grip Nut

NOTE: Right (Passenger) side and Left (Driver) side part numbers apply for chains mounted forward of axle.



# Model 04642A7

Right Side Shown





AUTOMATIC TIRE CHAINS

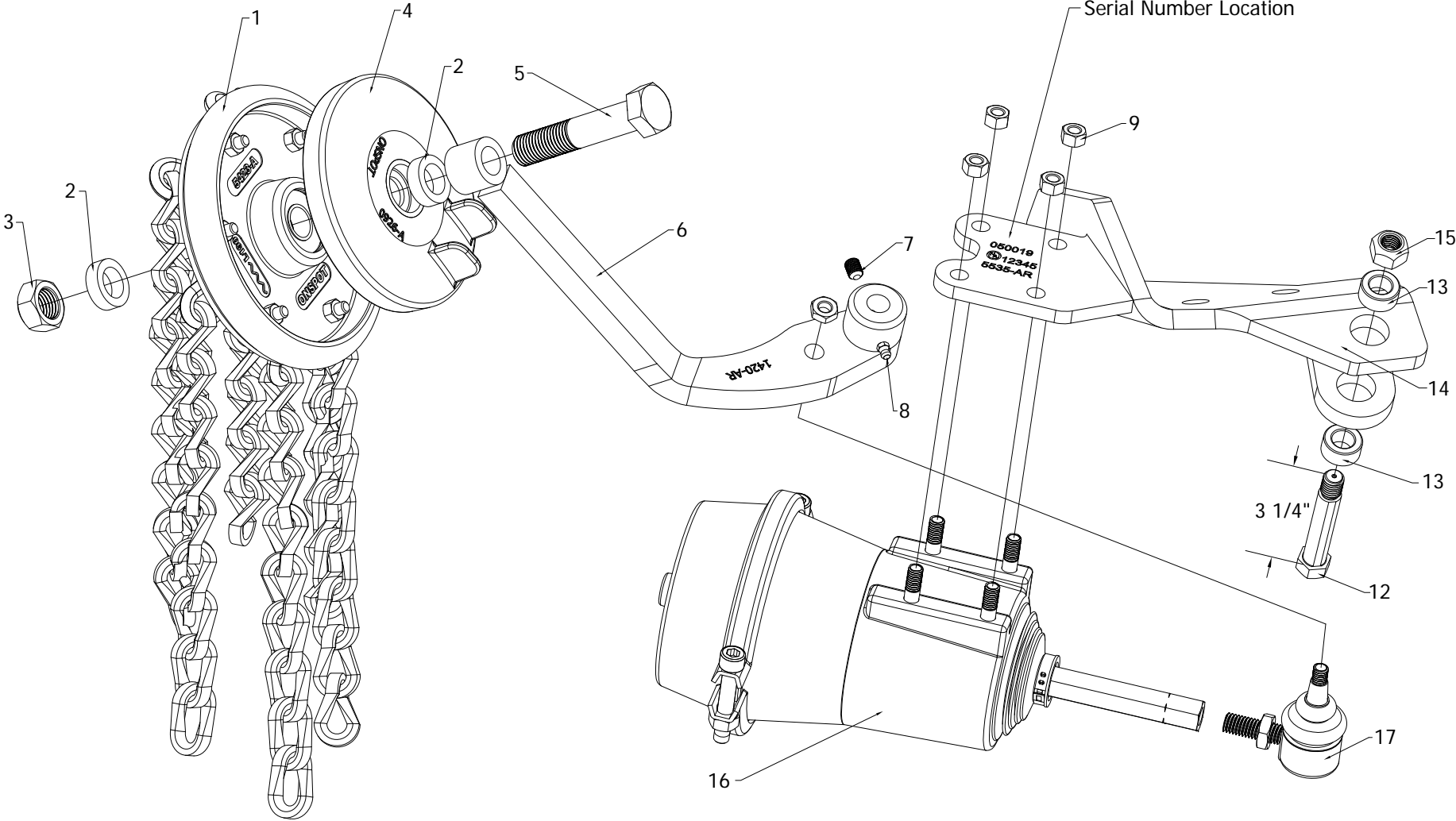
Model 04642A7

Ref. No.	Part Number	Description
1	1392-AR-7	Complete Chainwheel Right Side (See Page 140 for Chainwheel Components)
	1392-AL-7	Complete Chainwheel Left Side
4	0130-A	Chainwheel Helmet
2	0450-A	Chainwheel Spacer
3	5211-A	M20 x 2.5 Chainwheel Bolt Nut
5	5262-A	M20 x 2.5 x 2 3/8" Adjustable Chainwheel Bolt
6	1352-AR-6	Arm for Right Side (Ships with Items 2, 3, 5, 7, 8, 18, 19, and 20)
	1352-AL-6	Arm for Left Side (Ships with Items 2, 3, 5, 7, 8, 18, 19, and 20)
7	1078-A	3/8-24 x 1/2" Set Screw
8	1026-A	1/4-28 Zinc Fitting
9	41755	M10 x 1.5 Nylock Nut
10	31203	3/8-16 Nut
11	21821	3/8-16 x 2" Carriage Bolt as Stop Bolt
12	1077-B	Arm Bolt 4" Length
13	5487-A	Oilyte Bushing (2 per Cylinder Bracket)
14	5522-AR	Cylinder Bracket Right Side (Ships with Oilyte Bushing Installed)
	5522-AL	Cylinder Bracket Left Side
15	5365-A	M14 x 2.0 Arm Bolt Grip Nut
16	1037-A	Complete Cylinder (See Page 150 for Cylinder Components)
17	1005-A	Angle Joint
18	39056	3/8-16 x 1 1/2" Adjustable Arm Retainer Capscrew
19	39727	3/8" Adjustable Arm Lock Washer
20	7132-B	Retainer for Adjustable Arm Bolt
	04640A-AR	Complete Right Side Assembly without Chainwheel and Helmet
	04640A-AL	Complete Left Side Assembly without Chainwheel and Helmet
		Chainwheel Bolt Kit Includes
	5568-A	(1) 5262-A M20 x 2.5 x 2 3/8" Adjustable Chainwheel Bolt
		(1) 0450-A Chainwheel Spacer
		(1) 5211-A M20 x 2.5 Chainwheel Bolt Nut
		Arm Bearing Kit Includes
	5559-D	(1) 1077-B Arm Bolt 4" Length
		(1) 1078-A 3/8-24 x 1/2" Set Screw
		(2) 5487-A Oilyte Bushing
		(1) 5365-A M14 x 2.0 Arm Bolt Grip Nut

NOTE: Right (Passenger) side and Left (Driver) side part numbers apply for chains mounted forward of axle.

# Model 050019

Right Side Shown





AUTOMATIC TIRE CHAINS

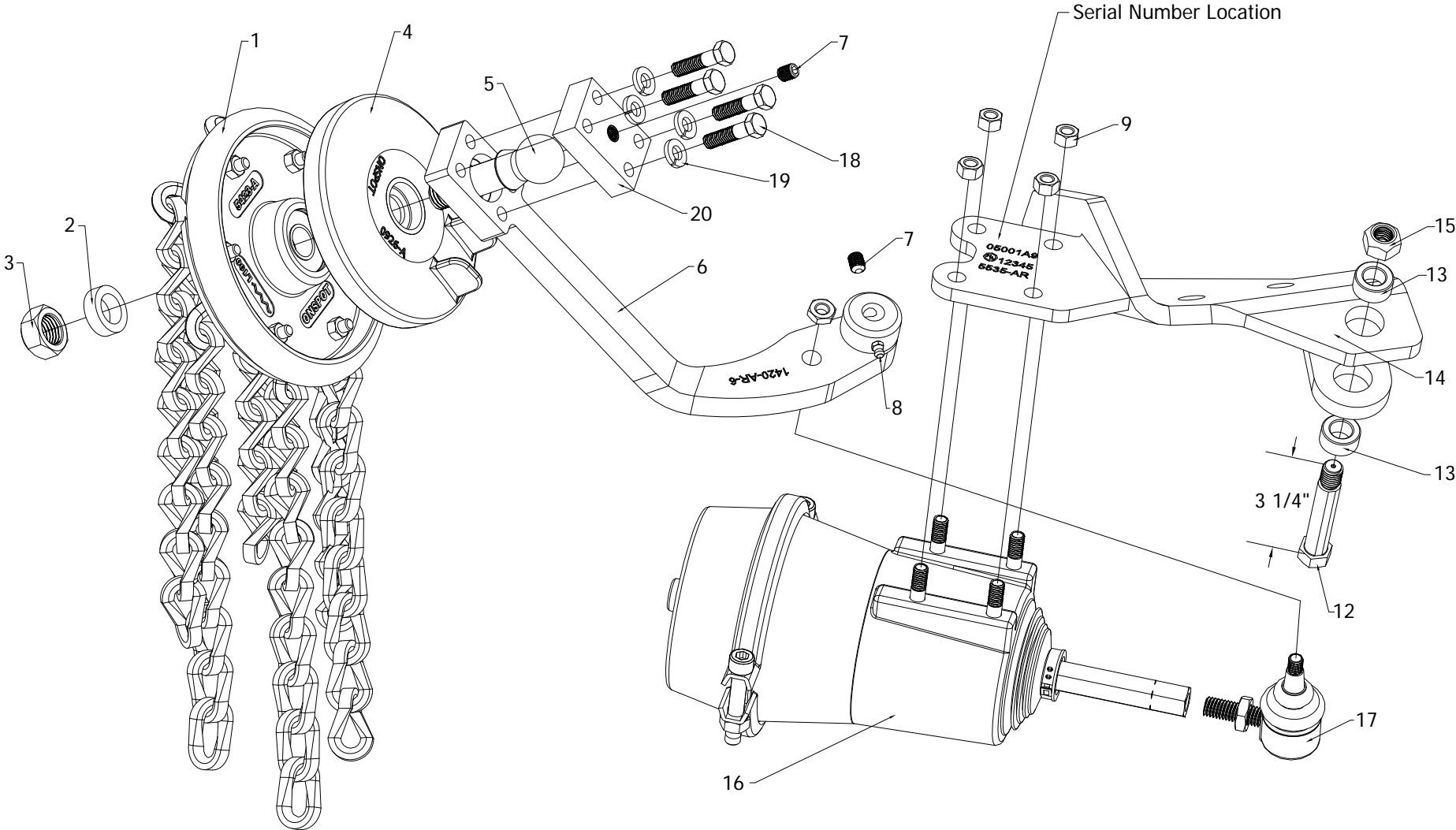
Model 050019

Ref. No.	Part Number	Description
1	0925-AR-9	Complete Chainwheel Right Side (See Page 138 for Chainwheel Components)
	0925-AL-9	Complete Chainwheel Left Side
4	0926-A	Chainwheel Helmet
2	0450-A	Chainwheel Spacer
3	5211-A	M20 x 2.5 Chainwheel Bolt Nut
5	5222-A	M20 x 2.5 x 100mm Chainwheel Bolt
6	1420-AR	Arm for Right Side
	1420-AL	Arm for Left Side
7	1078-A	3/8-24 x 1/2" Set Screw
8	1026-A	1/4-28 Zinc Fitting
9	41755	M10 x 1.5 Nylock Nut
12	1077-A	Arm Bolt 3 1/4" Length
13	5487-A	Oilyte Bushing (2 per Cylinder Bracket)
14	5535-AR	Cylinder Bracket Right Side (Ships with Oilyte Bushing Installed)
	5535-AL	Cylinder Bracket Left Side
15	5365-A	M14 x 2.0 Arm Bolt Grip Nut
16	1037-B	Complete Cylinder (See Page 150 for Cylinder Components)
17	1005-A	Angle Joint
	05000-AR	Complete Right Side Assembly without Chainwheel and Helmet
	05000-AL	Complete Left Side Assembly without Chainwheel and Helmet
		Chainwheel Bolt Kit Includes
	5564-A	(1) 5222-A M20 x 2.5 x 100mm Chainwheel Bolt
		(2) 0450-A Chainwheel Spacer
		(1) 5211-A M20 x 2.5 Chainwheel Bolt Nut
		Arm Bearing Kit Includes
	5560-D	(1) 1077-A Arm Bolt 3 1/4" Length
		(1) 1078-A 3/8-24 x 1/2" Set Screw
		(2) 5487-A Oilyte Bushing
		(1) 5365-A M14 x 2.0 Arm Bolt Grip Nut

NOTE: Right (Passenger) side and Left (Driver) side part numbers apply for chains mounted forward of axle.

# Model 05001A9

Right Side Shown





AUTOMATIC TIRE CHAINS

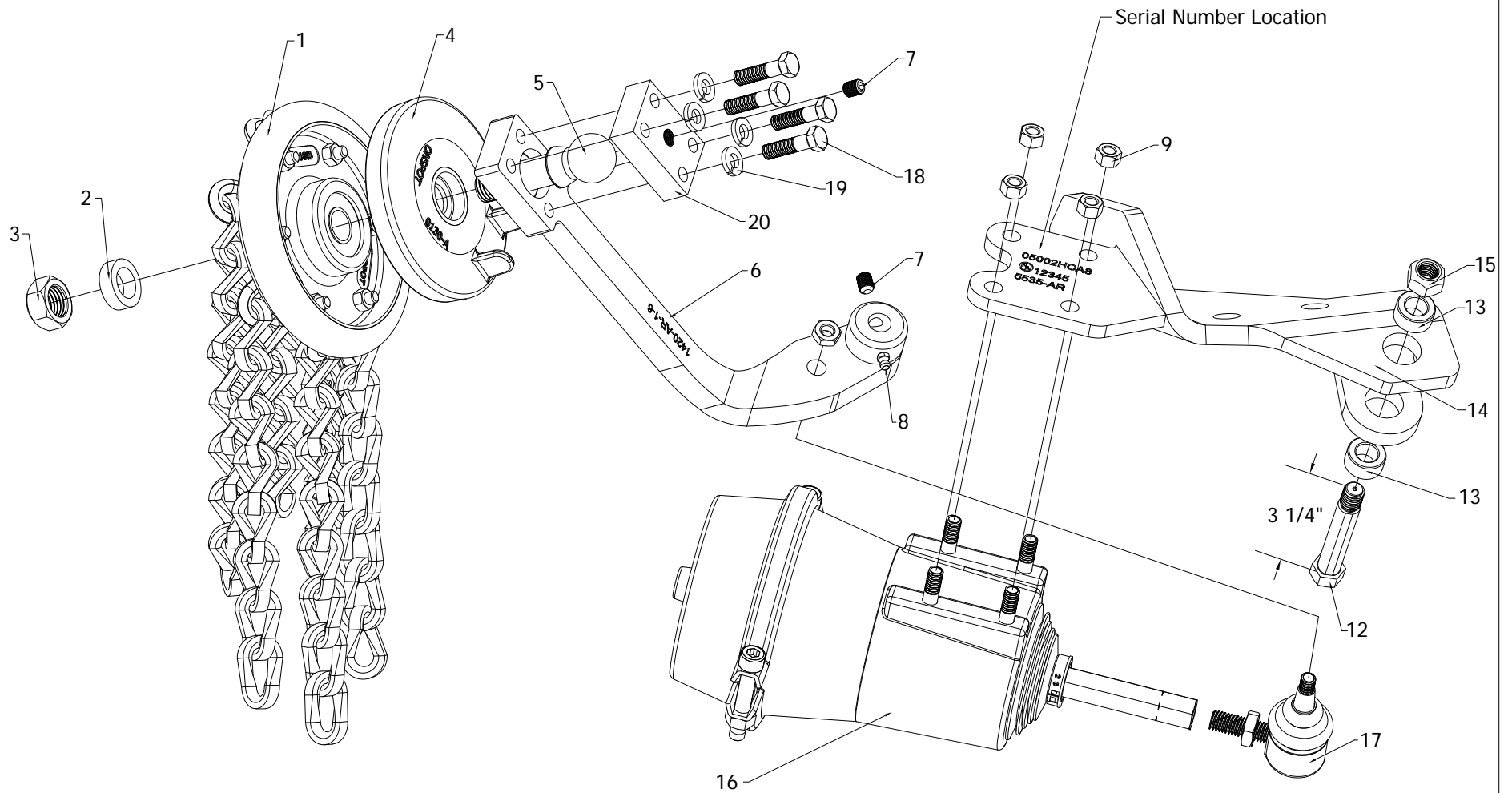
Model 05001A9

Ref. No.	Part Number	Description
1	0925-AR-9	Complete Chainwheel Right Side (See Page 138 for Chainwheel Components)
	0925-AL-9	Complete Chainwheel Left Side
4	0926-A	Chainwheel Helmet
2	0450-A	Chainwheel Spacer
3	5211-A	M20 x 2.5 Chainwheel Bolt Nut
5	5262-A	M20 x 2.5 x 2 3/8" Adjustable Chainwheel Bolt
6	1420-AR-6	Arm for Right Side (Ships with Items 2, 3, 5, 7, 8, 18, 19, and 20)
	1420-AL-6	Arm for Left Side (Ships with Items 2, 3, 5, 7, 8, 18, 19, and 20)
7	1078-A	3/8-24 x 1/2" Set Screw
8	1026-A	1/4-28 Zinc Fitting
9	41755	M10 x 1.5 Nylock Nut
12	1077-A	Arm Bolt 3 1/4" Length
13	5487-A	Oilyte Bushing (2 per Cylinder Bracket)
14	5535-AR	Cylinder Bracket Right Side (Ships with Oilyte Bushing Installed)
	5535-AL	Cylinder Bracket Left Side
15	5365-A	M14 x 2.0 Arm Bolt Grip Nut
16	1037-B	Complete Cylinder (See Page 150 for Cylinder Components)
17	1005-A	Angle Joint
18	39056	3/8-16 x 1 1/2" Adjustable Arm Retainer Capscrew
19	39727	3/8" Adjustable Arm Lock Washer
20	7132-B	Retainer for Adjustable Arm Bolt
	05000A-AR	Complete Right Side Assembly without Chainwheel and Helmet
	05000A-AL	Complete Left Side Assembly without Chainwheel and Helmet
		Chainwheel Bolt Kit Includes
	5568-A	(1) 5262-A M20 x 2.5 x 2 3/8" Adjustable Chainwheel Bolt
		(1) 0450-A Chainwheel Spacer
		(1) 5211-A M20 x 2.5 Chainwheel Bolt Nut
		Arm Bearing Kit Includes
	5560-D	(1) 1077-A Arm Bolt 3 1/4" Length
		(1) 1078-A 3/8-24 x 1/2" Set Screw
		(2) 5487-A Oilyte Bushing
		(1) 5365-A M14 x 2.0 Arm Bolt Grip Nut

NOTE: Right (Passenger) side and Left (Driver) side part numbers apply for chains mounted forward of axle.

# Model 05002HCA8

Right Side Shown





AUTOMATIC TIRE CHAINS

Model 05002HCA8

Ref. No.	Part Number	Description
1	1392-AR-8	Complete Chainwheel Right Side (See Page 140 for Chainwheel Components)
	1392-AL-8	Complete Chainwheel Left Side
4	0130-A	Chainwheel Helmet
2	0450-A	Chainwheel Spacer
3	5211-A	M20 x 2.5 Chainwheel Bolt Nut
5	5262-A	M20 x 2.5 x 2 3/8" Adjustable Chainwheel Bolt
6	1420-AR-1-6	Arm for Right Side (Ships with Items 2, 3, 5, 7, 8, 18, 19, and 20)
	1420-AL-1-6	Arm for Left Side (Ships with Items 2, 3, 5, 7, 8, 18, 19, and 20)
7	1078-A	3/8-24 x 1/2" Set Screw
8	1026-A	1/4-28 Zirc Fitting
9	41755	M10 x 1.5 Nylock Nut
12	1077-A	Arm Bolt 3 1/4" Length
13	5487-A	Oilyte Bushing (2 per Cylinder Bracket)
14	5535-AR	Cylinder Bracket Right Side (Ships with Oilyte Bushing Installed)
	5535-AL	Cylinder Bracket Left Side
15	5365-A	M14 x 2.0 Arm Bolt Grip Nut
16	1037-B	Complete Cylinder (See Page 150 for Cylinder Components)
17	1005-A	Angle Joint
18	39056	3/8-16 x 1 1/2" Adjustable Arm Retainer Capscrew
19	39727	3/8" Adjustable Arm Lock Washer
20	7132-B	Retainer for Adjustable Arm Bolt
	05000HCA-AR	Complete Right Side Assembly without Chainwheel and Helmet
	05000HCA-AL	Complete Left Side Assembly without Chainwheel and Helmet
		Chainwheel Bolt Kit Includes
	5568-A	(1) 5262-A M20 x 2.5 x 2 3/8" Adjustable Chainwheel Bolt
		(1) 0450-A Chainwheel Spacer
		(1) 5211-A M20 x 2.5 Chainwheel Bolt Nut
		Arm Bearing Kit Includes
	5560-D	(1) 1077-A Arm Bolt 3 1/4" Length
		(1) 1078-A 3/8-24 x 1/2" Set Screw
		(2) 5487-A Oilyte Bushing
		(1) 5365-A M14 x 2.0 Arm Bolt Grip Nut

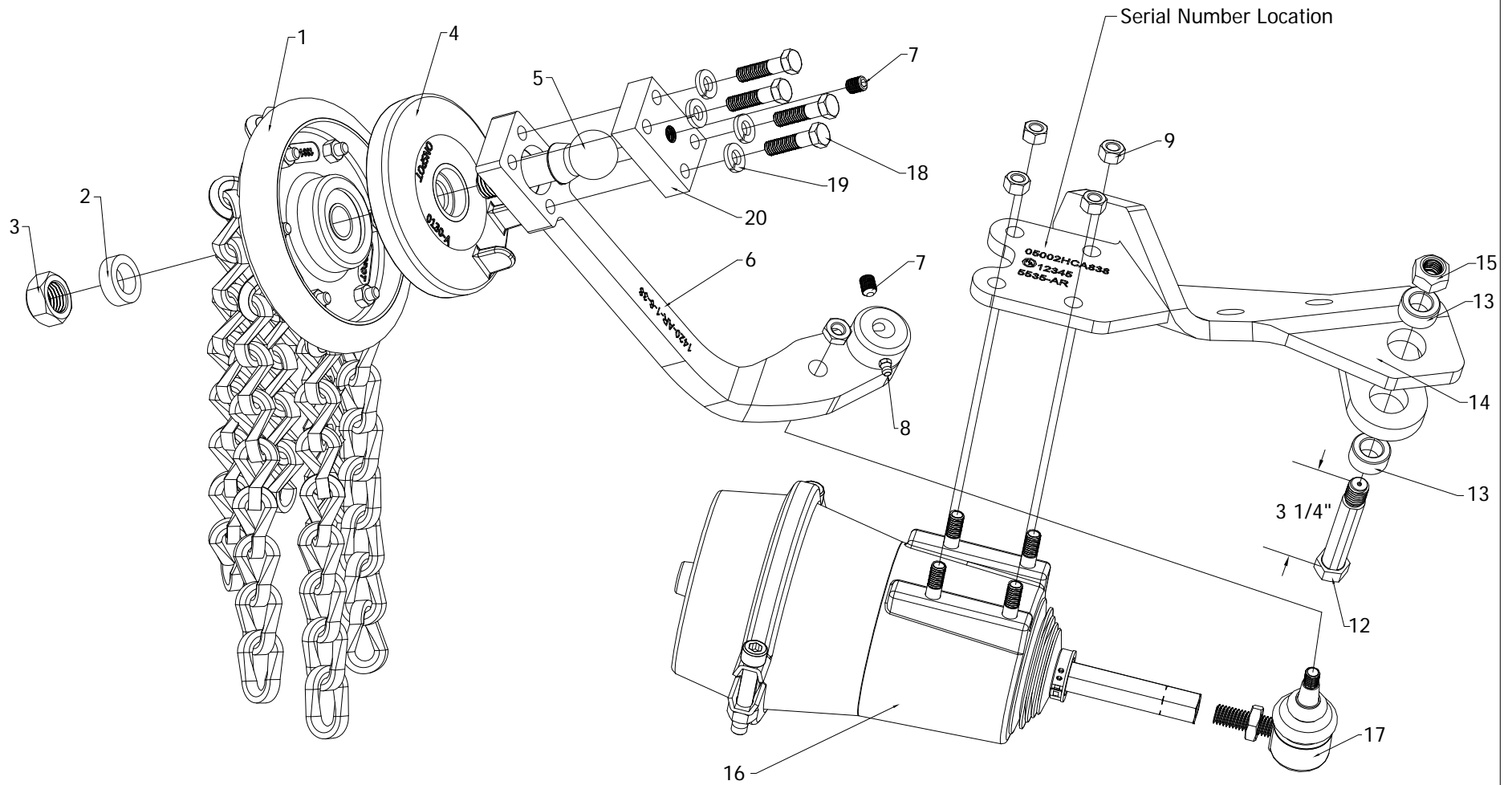
NOTE: Right (Passenger) side and Left (Driver) side part numbers apply for chains mounted forward of axle.

NOTE: Used on **Link 8M000097** (Ford F450/550) and **8M000100** (Dodge 4500/5500) Suspensions



# Model 05002HCA838

Right Side Shown



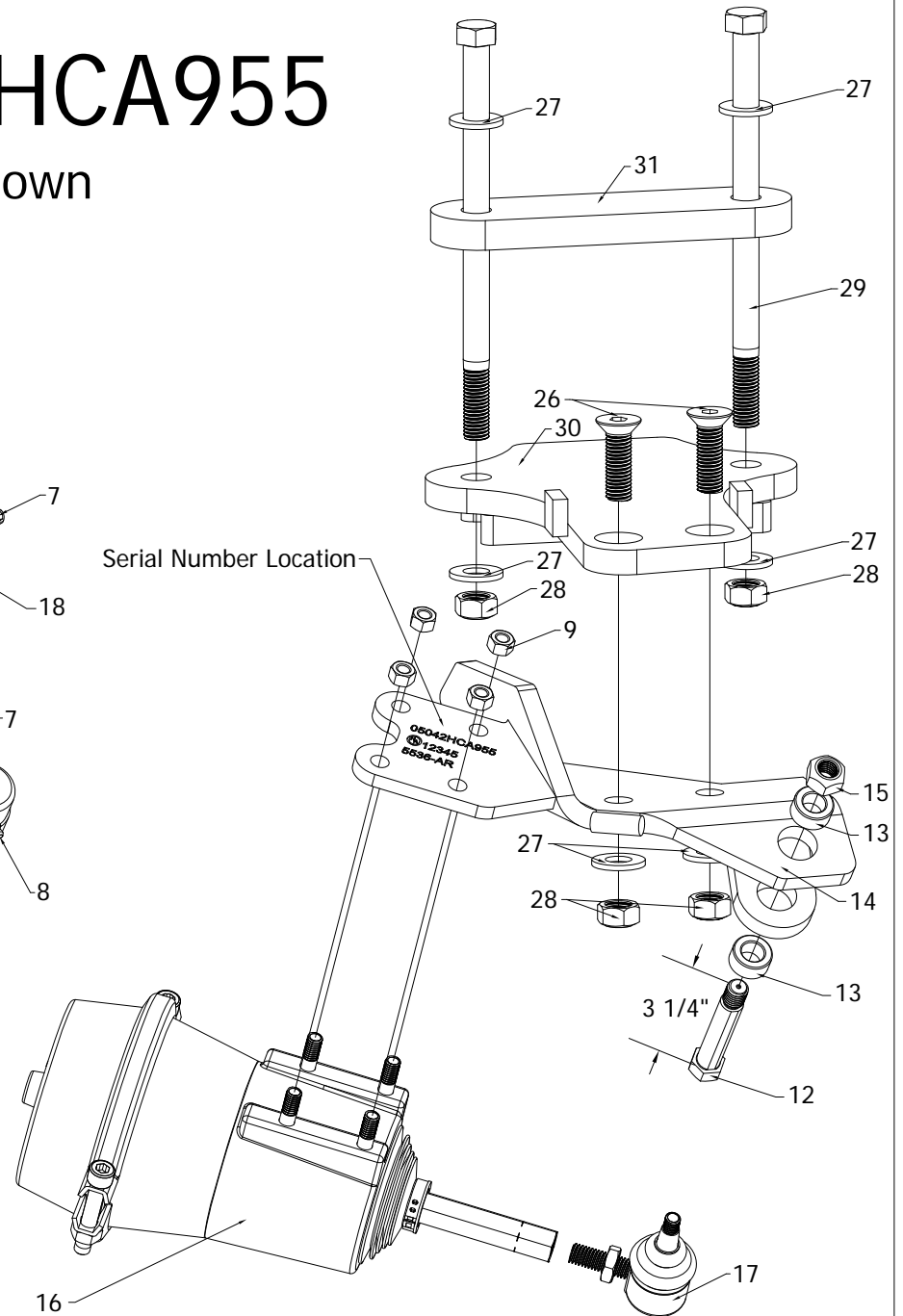
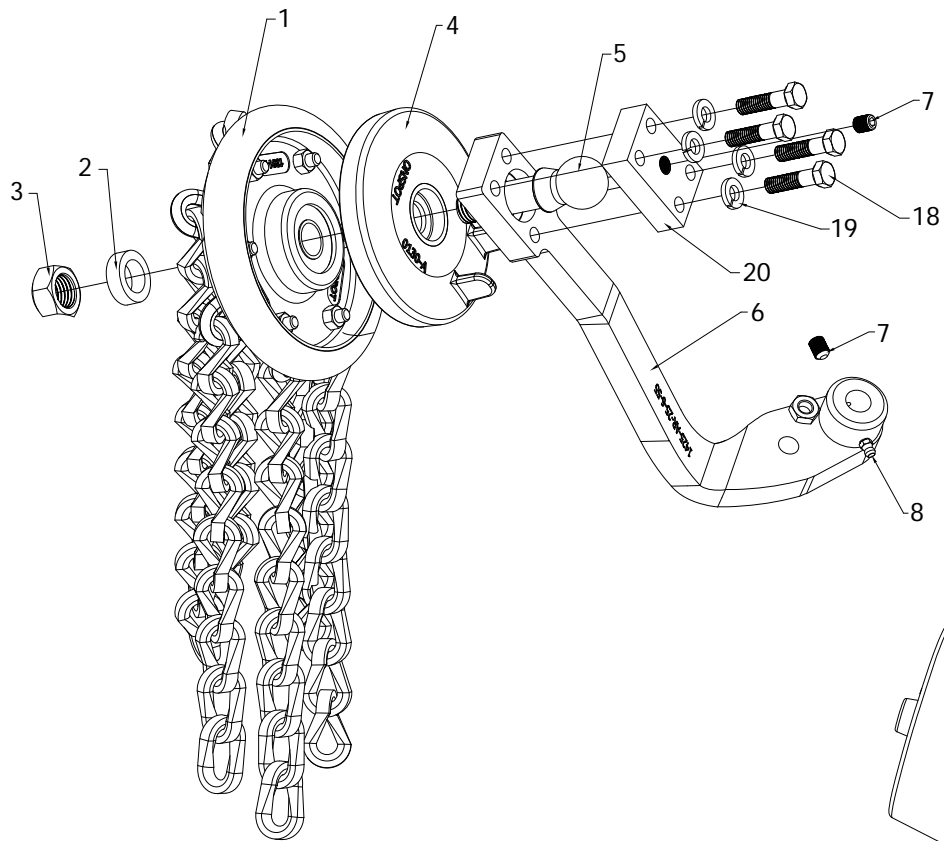
Ref. No.	Part Number	Description
1	1392-AR-8	Complete Chainwheel Right Side (See Page 140 for Chainwheel Components)
	1392-AL-8	Complete Chainwheel Left Side
4	0130-A	Chainwheel Helmet
2	0450-A	Chainwheel Spacer
3	5211-A	M20 x 2.5 Chainwheel Bolt Nut
5	5262-A	M20 x 2.5 x 2 3/8" Adjustable Chainwheel Bolt
6	1420-AR-1-6-38	Arm for Right Side (Ships with Items 2, 3, 5, 7, 8, 18, 19, and 20)
	1420-AL-1-6-38	Arm for Left Side (Ships with Items 2, 3, 5, 7, 8, 18, 19, and 20)
7	1078-A	3/8-46 x 1/2" Set Screw
8	1026-A	1/4-28 Zirc Fitting
9	41755	M10 x 1.5 Nylock Nut
12	1077-A	Arm Bolt 3 1/4" Length
13	5487-A	Oilyte Bushing (2 per Cylinder Bracket)
14	5535-AR	Cylinder Bracket Right Side (Ships with Oilyte Bushing Installed)
	5535-AL	Cylinder Bracket Left Side
15	5365-A	M14 x 2.0 Arm Bolt Grip Nut
16	1037-B	Complete Cylinder (See Page 150 for Cylinder Components)
17	1005-A	Angle Joint
18	39056	3/8-16 x 1 1/2" Adjustable Arm Retainer Capscrew
19	39727	3/8" Adjustable Arm Lock Washer
20	7132-B	Retainer for Adjustable Arm Bolt
	05000HCA38-AR	Complete Right Side Assembly without Chainwheel and Helmet
	05000HCA38-AL	Complete Left Side Assembly without Chainwheel and Helmet
		Chainwheel Bolt Kit Includes
	5568-A	(1) 5262-A M20 x 2.5 x 2 3/8" Adjustable Chainwheel Bolt
		(1) 0450-A Chainwheel Spacer
		(1) 5211-A M20 x 2.5 Chainwheel Bolt Nut
		Arm Bearing Kit Includes
	5560-D	(1) 1077-A Arm Bolt 3 1/4" Length
		(1) 1078-A 3/8-46 x 1/2" Set Screw
		(2) 5487-A Oilyte Bushing
		(1) 5365-A M14 x 2.0 Arm Bolt Grip Nut

NOTE: Right (Passenger) side and Left (Driver) side part numbers apply for chains mounted forward of axle.

NOTE: Used on **Link 8M000035** Suspension

# Model 05042HCA955

Right Side Shown





AUTOMATIC TIRE CHAINS

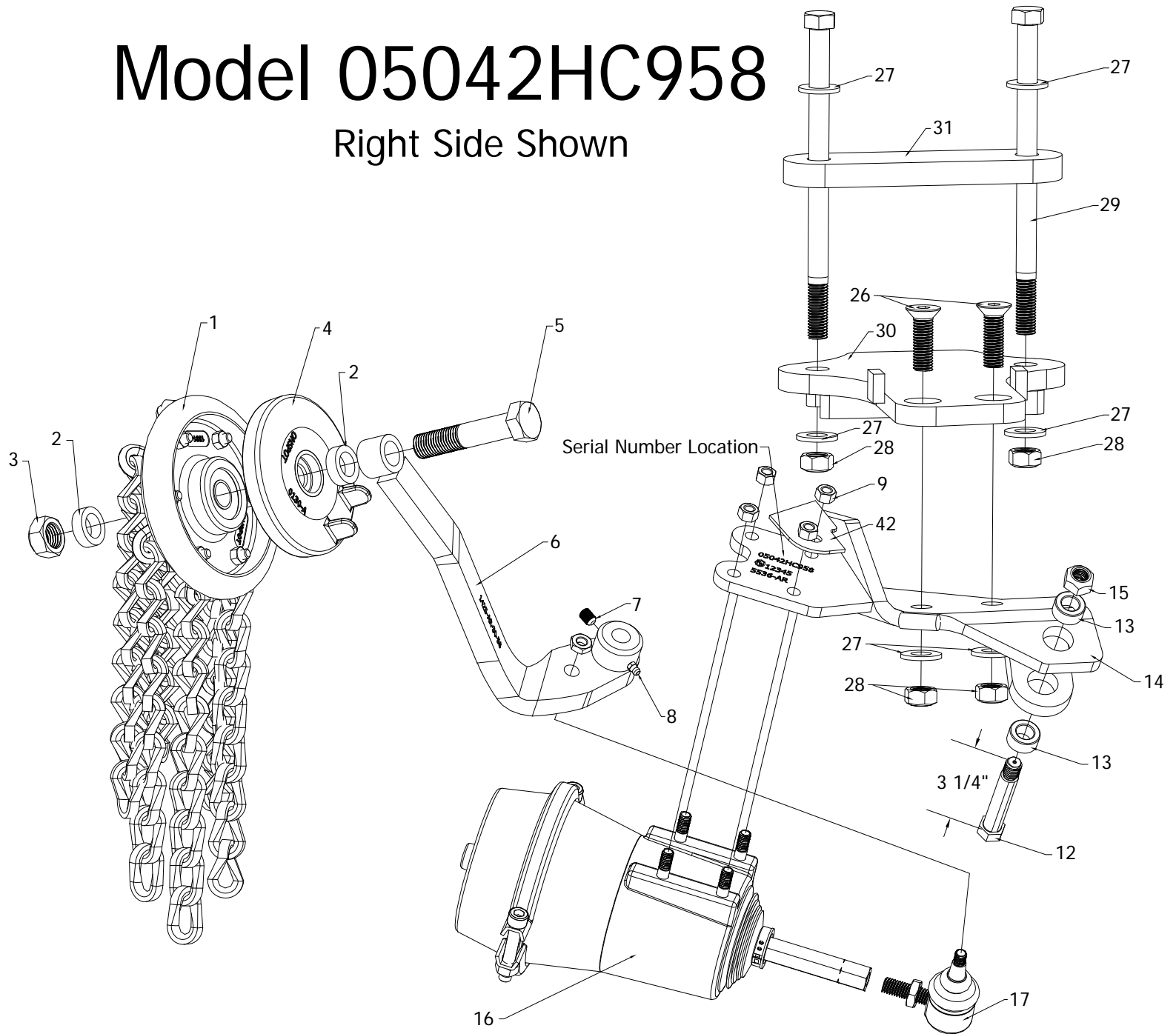
Model 05042HCA955

Ref. No.	Part Number	Description
1	1392-AR-9	Complete Chainwheel Right Side (See Page 140 for Chainwheel Components)
	1392-AL-9	Complete Chainwheel Left Side
4	0130-A	Chainwheel Helmet
2	0450-A	Chainwheel Spacer
3	5211-A	M20 x 2.5 Chainwheel Bolt Nut
5	5262-A	M20 x 2.5 x 2 3/8" Adjustable Chainwheel Bolt
6	1425-AR-25-6-55	Arm for Right Side (Ships with Items 2, 3, 5, 7, 8, 18, 19, and 20)
	1425-AL-25-6-55	Arm for Left Side (Ships with Items 2, 3, 5, 7, 8, 18, 19, and 20)
7	1078-A	3/8-46 x 1/2" Set Screw
8	1026-A	1/4-28 Zirc Fitting
9	41755	M10 x 1.5 Nylock Nut
12	1077-A	Arm Bolt 3 1/4" Length
13	5487-A	Oilyte Bushing (2 per Cylinder Bracket)
14	5536-AR	Cylinder Bracket Right Side (Ships with Oilyte Bushing Installed)
	5536-AL	Cylinder Bracket Left Side
15	5365-A	M14 x 2.0 Arm Bolt Grip Nut
16	1037-B	Complete Cylinder (See Page 150 for Cylinder Components)
17	1005-A	Angle Joint
18	39056	3/8-16 x 1 1/2" Adjustable Arm Retainer Capscrew
19	39727	3/8" Adjustable Arm Lock Washer
20	7132-B	Retainer for Adjustable Arm Bolt
26	24405	5/8-11 x 2" Countersunk Socket Head Capscrew
27	39707-A	5/8" Flat Washer
28	36786-A	5/8" Grip Nut
29	39169	5/8-11 x 10" Capscrew
30	Gillig Plate-AR	Mounting Adapter Plate
	Gillig Plate-AL	Mounting Adapter Plate
31	75TB-A	3/4" Top Bar for Mounting Adapter Plate
	05040HCA55-AR	Complete Right Side Assembly without Chainwheel and Helmet
	05040HCA55-AL	Complete Left Side Assembly without Chainwheel and Helmet
		Chainwheel Bolt Kit Includes
	5568-A	(1) 5262-A M20 x 2.5 x 2 3/8" Adjustable Chainwheel Bolt
		(1) 0450-A Chainwheel Spacer
		(1) 5211-A M20 x 2.5 Chainwheel Bolt Nut
		Arm Bearing Kit Includes
	5560-D	(1) 1077-A Arm Bolt 3 1/4" Length
		(1) 1078-A 3/8-46 x 1/2" Set Screw
		(2) 5487-A Oilyte Bushing
		(1) 5365-A M14 x 2.0 Arm Bolt Grip Nut

NOTE: Right (Passenger) side and Left (Driver) side part numbers apply for chains mounted forward of axle.

# Model 05042HC958

Right Side Shown

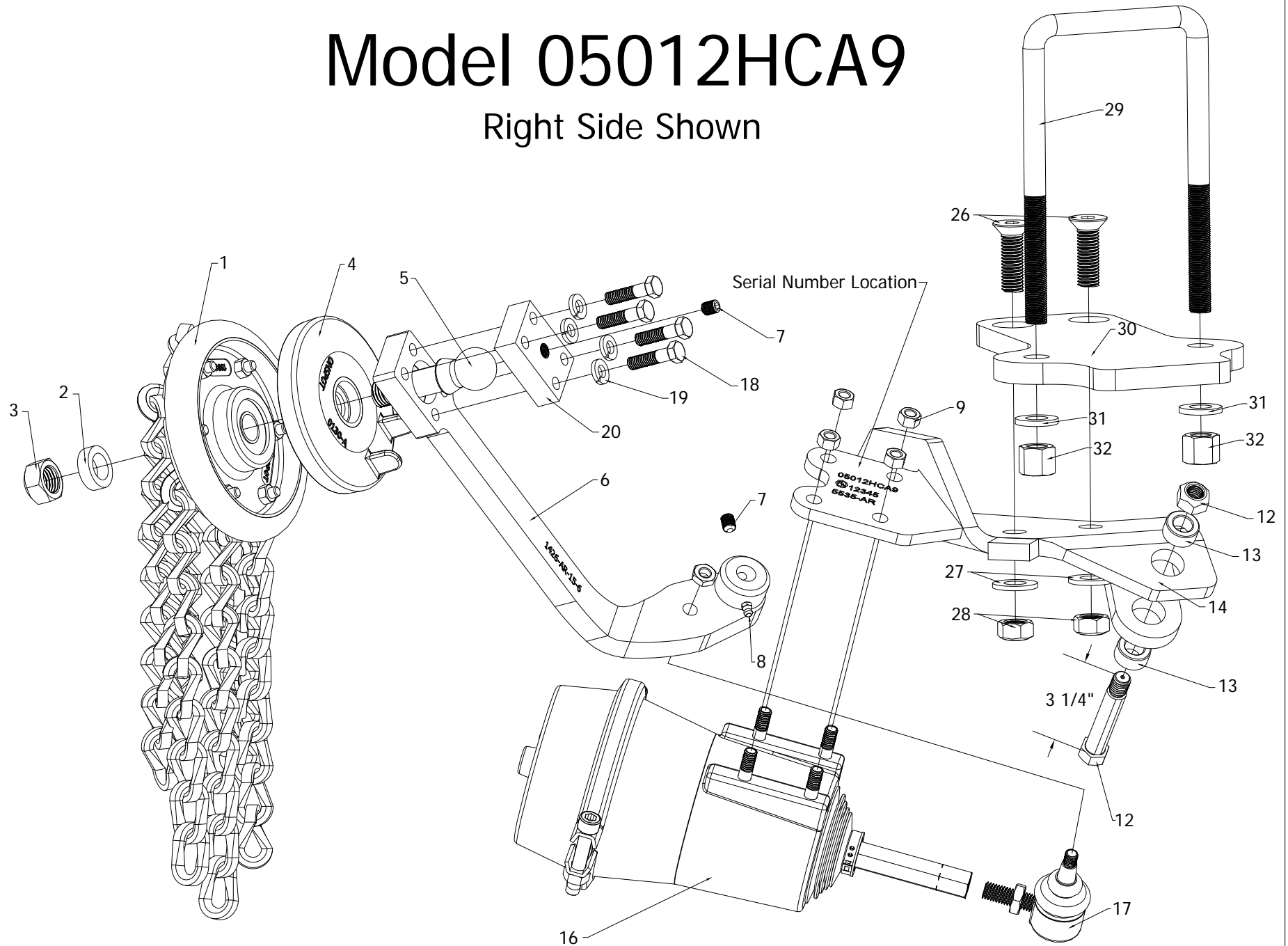


Ref. No.	Part Number	Description
1	1392-AR-9	Complete Chainwheel Right Side (See Page 140 for Chainwheel Components)
	1392-AL-9	Complete Chainwheel Left Side
4	0130-A	Chainwheel Helmet
2	0450-A	Chainwheel Spacer
3	5211-A	M20 x 2.5 Chainwheel Bolt Nut
5	5222-A	M20 x 2.5 x 100mm Chainwheel Bolt
6	1425-AR-30-58	Arm for Right Side (Ships with Items 7, 8)
	1425-AL-30-58	Arm for Left Side (Ships with Items 7, 8)
7	1078-A	3/8-24 x 1/2" Set Screw
8	1026-A	1/4-28 Zirc Fitting
9	41755	M10 x 1.5 Nylock Nut
12	1077-A	Arm Bolt 3 1/4" Length
13	5487-A	Oilyte Bushing (2 per Cylinder Bracket)
14	5536-AR	Cylinder Bracket Right Side (Ships with Oilyte Bushing Installed)
	5536-AL	Cylinder Bracket Left Side
15	5365-A	M14 x 2.0 Arm Bolt Grip Nut
16	1037-B	Complete Cylinder ( See Page 150 for Cylinder Components)
17	1005-A	Angle Joint
26	24405	5/8-11 x 2" Countersunk Socket Head Capscrew
27	39707-A	5/8" Flat Washer
28	36786-A	5/8" Grip Nut
29	39169	5/8-11 x 10" Capscrew
30	Gillig Plate-AR	Mounting Adapter Plate
	Gillig Plate-AL	Mounting Adapter Plate
31	75TB-A	3/4" Top Bar for Mounting Adapter Plate
42	9060	Chain Guard
	05040HC58-AR	Complete Right Side Assembly without Chainwheel and Helmet
	05040HC58-AL	Complete Left Side Assembly without Chainwheel and Helmet
		Chainwheel Bolt Kit Includes
	5564-A	(1) 5222-A M20 x 2.5 x 100mm Chainwheel Bolt
		(2) 0450-A Chainwheel Spacer
		(1) 5211-A M20 x 2.5 Chainwheel Bolt Nut
		Arm Bearing Kit Includes
	5560-D	(1) 1077-A Arm Bolt 3 1/4" Length
		(1) 1078-A 3/8-24 x 1/2" Set Screw
		(2) 5487-A Oilyte Bushing
		(1) 5365-A M14 x 2.0 Arm Bolt Grip Nut

NOTE: Right (Passenger) side and Left (Driver) side part numbers apply for chains mounted forward of axle.

# Model 05012HCA9

Right Side Shown





AUTOMATIC TIRE CHAINS

Model 05012HCA9

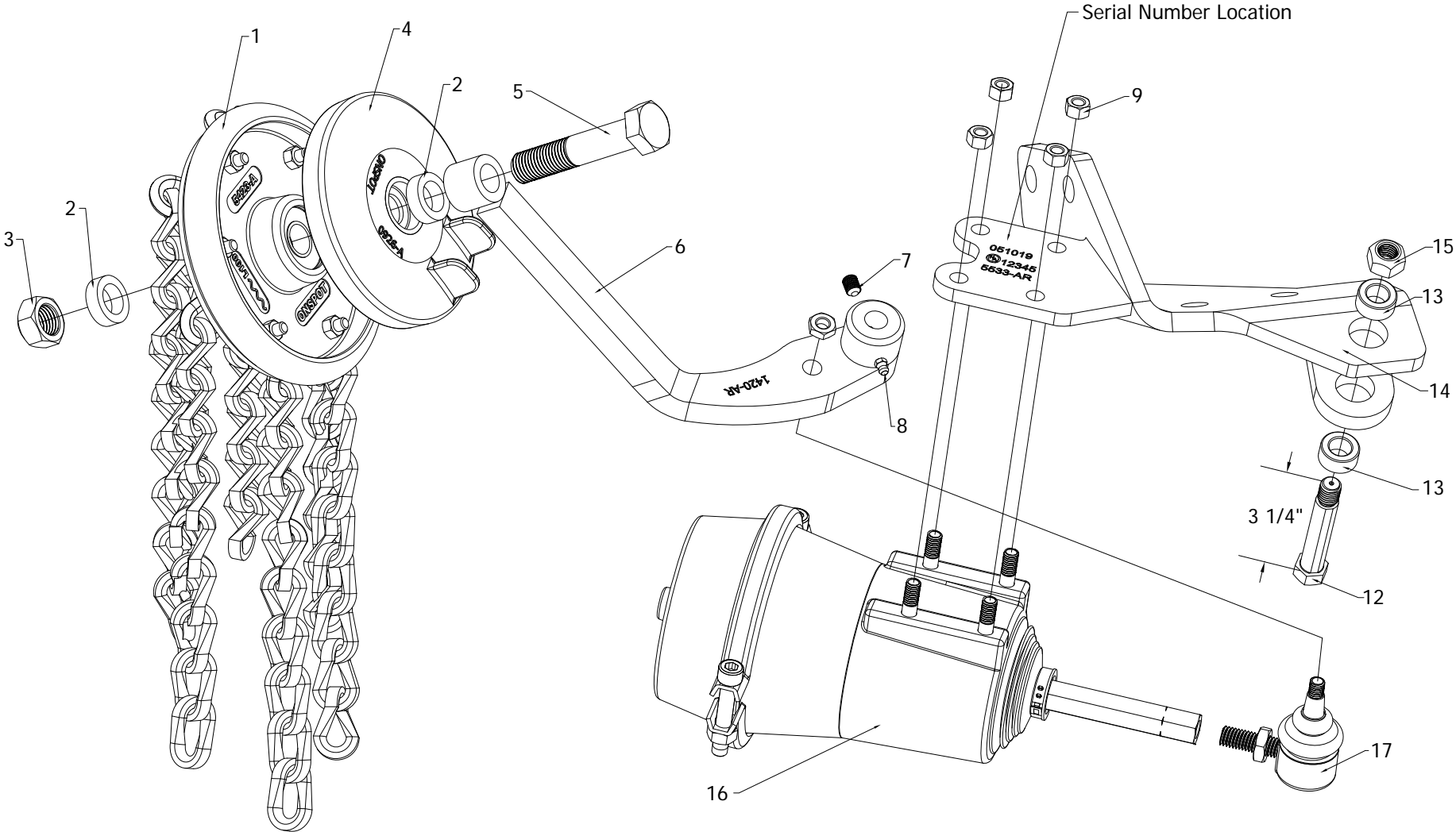
Ref. No.	Part Number	Description
1	1392-AR-9	Complete Chainwheel Right Side (See Page 140 for Chainwheel Components)
	1392-AL-9	Complete Chainwheel Left Side
4	0130-A	Chainwheel Helmet
2	0450-A	Chainwheel Spacer
3	5211-A	M20 x 2.5 Chainwheel Bolt Nut
5	5262-A	M20 x 2.5 x 2 3/8" Adjustable Chainwheel Bolt
6	1426-AR-15-6	Arm for Right Side (Ships with Items 2, 3, 5, 7, 8, 18, 19, and 20)
	1426-AL-15-6	Arm for Left Side (Ships with Items 2, 3, 5, 7, 8, 18, 19, and 20)
7	1078-A	3/8-24 x 1/2" Set Screw
8	1026-A	1/4-28 Zinc Fitting
9	41755	M10 x 1.5 Nylock Nut
12	1077-A	Arm Bolt 3 1/4" Length
13	5487-A	Oilyte Bushing (2 per Cylinder Bracket)
14	5535-AR	Cylinder Bracket Right Side (Ships with Oilyte Bushing Installed)
	5535-AL	Cylinder Bracket Left Side
15	5365-A	M14 x 2.0 Arm Bolt Grip Nut
16	1037-B	Complete Cylinder (See Page 150 for Cylinder Components)
17	1005-A	Angle Joint
18	39056	3/8-16 x 1 1/2" Adjustable Arm Retainer Capscrew
19	39727	3/8" Adjustable Arm Lock Washer
20	7132-B	Retainer for Adjustable Arm Bolt
26	24405	5/8-11 x 2" Countersunk Socket Head Capscrew
27	39707-A	5/8" Flat Washer
28	36786-A	5/8" Grip Nut
29	584585ST22	5/8-18 x 4 1/2 x 8 1/2" Leg Square Top U-Bolt
30	5535-5-AR	Mounting Adapter Plate
	5535-5-AL	Mounting Adapter Plate
31	580057	5/8" U-bolt Washer
32	580058	5/8" U-bolt Nut
	05010HCA-AR	Complete Right Side Assembly without Chainwheel and Helmet
	05010HCA-AL	Complete Left Side Assembly without Chainwheel and Helmet
		Chainwheel Bolt Kit Includes
	5568-A	(1) 5262-A M20 x 2.5 x 2 3/8" Adjustable Chainwheel Bolt
		(1) 0450-A Chainwheel Spacer
		(1) 5211-A M20 x 2.5 Chainwheel Bolt Nut
		Arm Bearing Kit Includes
	5560-D	(1) 1077-A Arm Bolt 3 1/4" Length
		(1) 1078-A 3/8-24 x 1/2" Set Screw
		(2) 5487-A Oilyte Bushing
		(1) 5365-A M14 x 2.0 Arm Bolt Grip Nut

NOTE: Right (Passenger) side and Left (Driver) side part numbers apply for chains mounted forward of axle.



# Model 051019

Right Side Shown





AUTOMATIC TIRE CHAINS

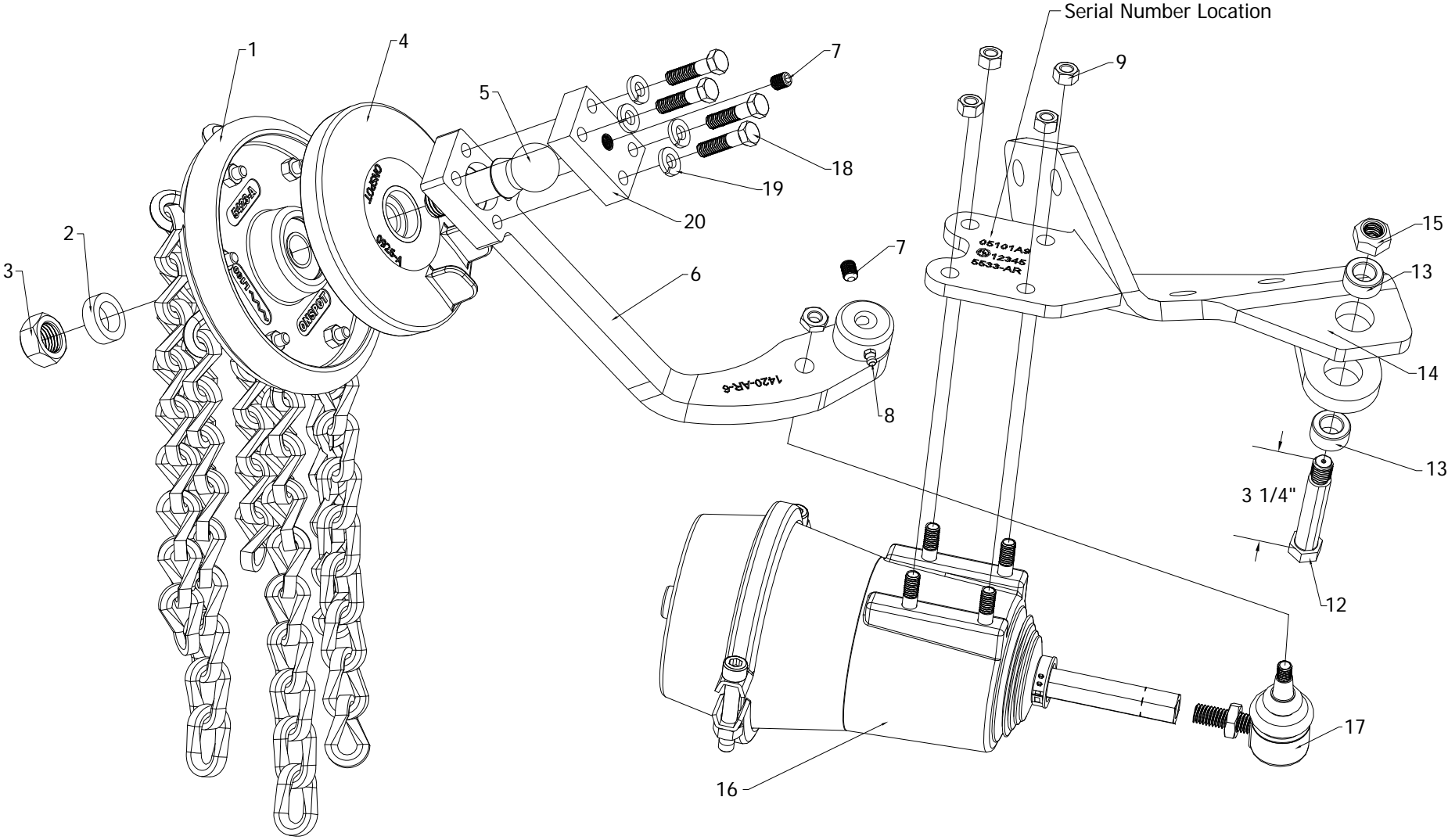
Model 051019

Ref. No.	Part Number	Description
1	0925-AR-9	Complete Chainwheel Right Side (See Page 138 for Chainwheel Components)
	0925-AL-9	Complete Chainwheel Left Side
4	0926-A	Chainwheel Helmet
2	0450-A	Chainwheel Spacer
3	5211-A	M20 x 2.5 Chainwheel Bolt Nut
5	5222-A	M20 x 2.5 x 100mm Chainwheel Bolt
6	1420-AR	Arm for Right Side
	1420-AL	Arm for Left Side
7	1078-A	3/8-46 x 1/2" Set Screw
8	1026-A	1/4-28 Zirc Fitting
9	41755	M10 x 1.5 Nylock Nut
12	1077-A	Arm Bolt 3 1/4" Length
13	5487-A	Oilyte Bushing (2 per Cylinder Bracket)
14	5533-AR	Cylinder Bracket Right Side (Ships with Oilyte Bushing Installed)
	5533-AL	Cylinder Bracket Left Side
15	5365-A	M14 x 2.0 Arm Bolt Grip Nut
16	1037-B	Complete Cylinder (See Page 150 for Cylinder Components)
17	1005-A	Angle Joint
	05100-AR	Complete Right Side Assembly without Chainwheel and Helmet
	05100-AL	Complete Left Side Assembly without Chainwheel and Helmet
		Chainwheel Bolt Kit Includes
	5564-A	(1) 5222-A M20 x 2.5 x 100mm Chainwheel Bolt
		(2) 0450-A Chainwheel Spacer
		(1) 5211-A M20 x 2.5 Chainwheel Bolt Nut
		Arm Bearing Kit Includes
	5560-D	(1) 1077-A Arm Bolt 3 1/4" Length
		(1) 1078-A 3/8-46 x 1/2" Set Screw
		(2) 5487-A Oilyte Bushing
		(1) 5365-A M14 x 2.0 Arm Bolt Grip Nut

NOTE: Right (Passenger) side and Left (Driver) side part numbers apply for chains mounted forward of axle.

# Model 05101A9

Right Side Shown





AUTOMATIC TIRE CHAINS

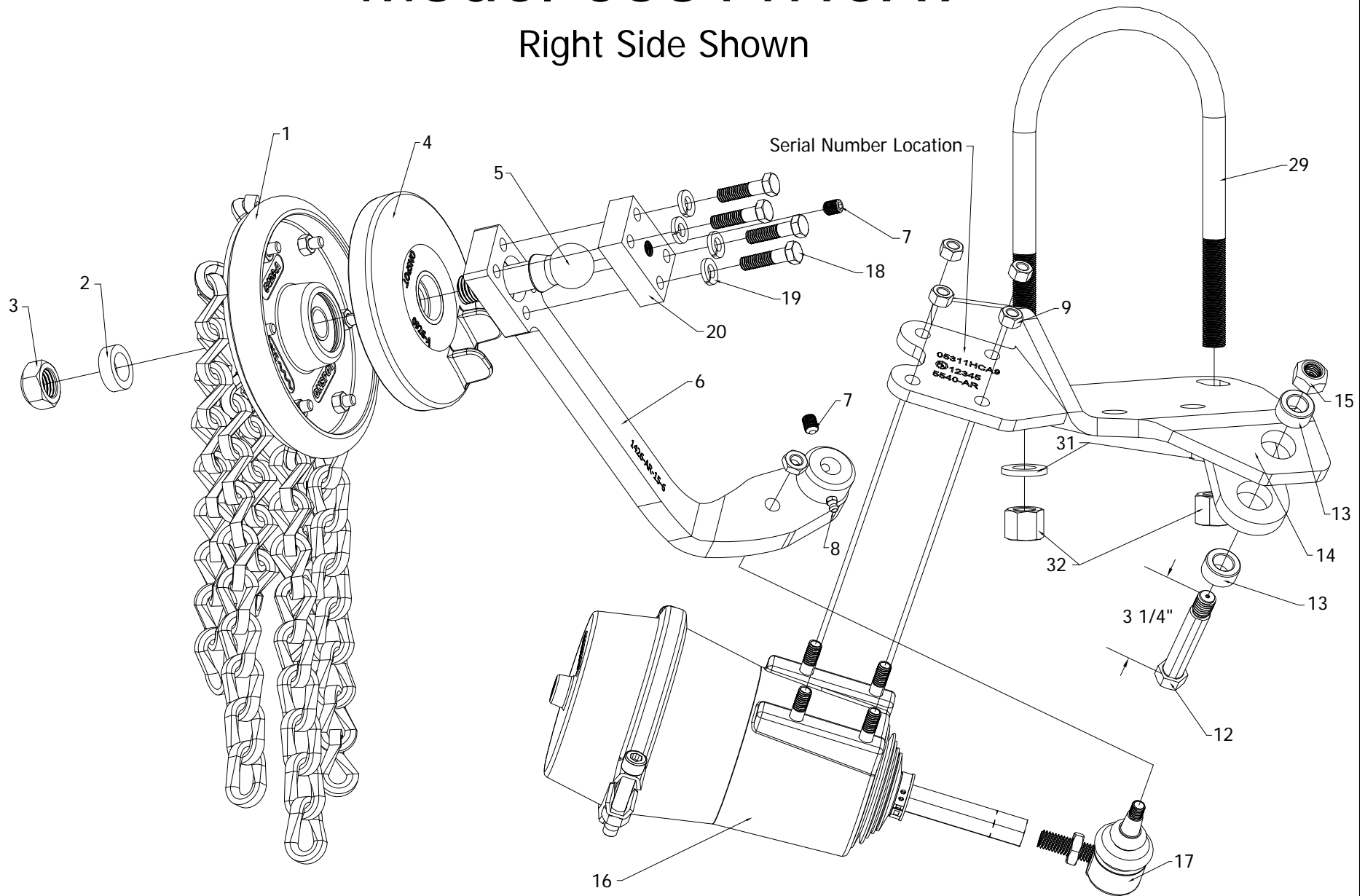
Model 05101A9

Ref. No.	Part Number	Description
1	0925-AR-9	Complete Chainwheel Right Side (See Page 138 for Chainwheel Components)
	0925-AL-9	Complete Chainwheel Left Side
4	0926-A	Chainwheel Helmet
2	0450-A	Chainwheel Spacer
3	5211-A	M20 x 2.5 Chainwheel Bolt Nut
5	5262-A	M20 x 2.5 x 2 3/8" Adjustable Chainwheel Bolt
6	1420-AR-6	Arm for Right Side (Ships with Items 2, 3, 5, 7, 8, 18, 19, and 20)
	1420-AL-6	Arm for Left Side (Ships with Items 2, 3, 5, 7, 8, 18, 19, and 20)
7	1078-A	3/8-46 x 1/2" Set Screw
8	1026-A	1/4-28 Zirc Fitting
9	41755	M10 x 1.5 Nylock Nut
12	1077-A	Arm Bolt 3 1/4" Length
13	5487-A	Oilyte Bushing (2 per Cylinder Bracket)
14	5533-AR	Cylinder Bracket Right Side (Ships with Oilyte Bushing Installed)
	5533-AL	Cylinder Bracket Left Side
15	5365-A	M14 x 2.0 Arm Bolt Grip Nut
16	1037-B	Complete Cylinder (See Page 150 for Cylinder Components)
17	1005-A	Angle Joint
18	39056	3/8-16 x 1 1/2" Adjustable Arm Retainer Capscrew
19	39727	3/8" Adjustable Arm Lock Washer
20	7132-B	Retainer for Adjustable Arm Bolt
	05100A-AR	Complete Right Side Assembly without Chainwheel and Helmet
	05100A-AL	Complete Left Side Assembly without Chainwheel and Helmet
		Chainwheel Bolt Kit Includes
	5568-A	(1) 5262-A M20 x 2.5 x 2 3/8" Adjustable Chainwheel Bolt
		(1) 0450-A Chainwheel Spacer
		(1) 5211-A M20 x 2.5 Chainwheel Bolt Nut
		Arm Bearing Kit Includes
	5560-D	(1) 1077-A Arm Bolt 3 1/4" Length
		(1) 1078-A 3/8-46 x 1/2" Set Screw
		(2) 5487-A Oilyte Bushing
		(1) 5365-A M14 x 2.0 Arm Bolt Grip Nut

NOTE: Right (Passenger) side and Left (Driver) side part numbers apply for chains mounted forward of axle.

# Model 05311HCA9

Right Side Shown





AUTOMATIC TIRE CHAINS

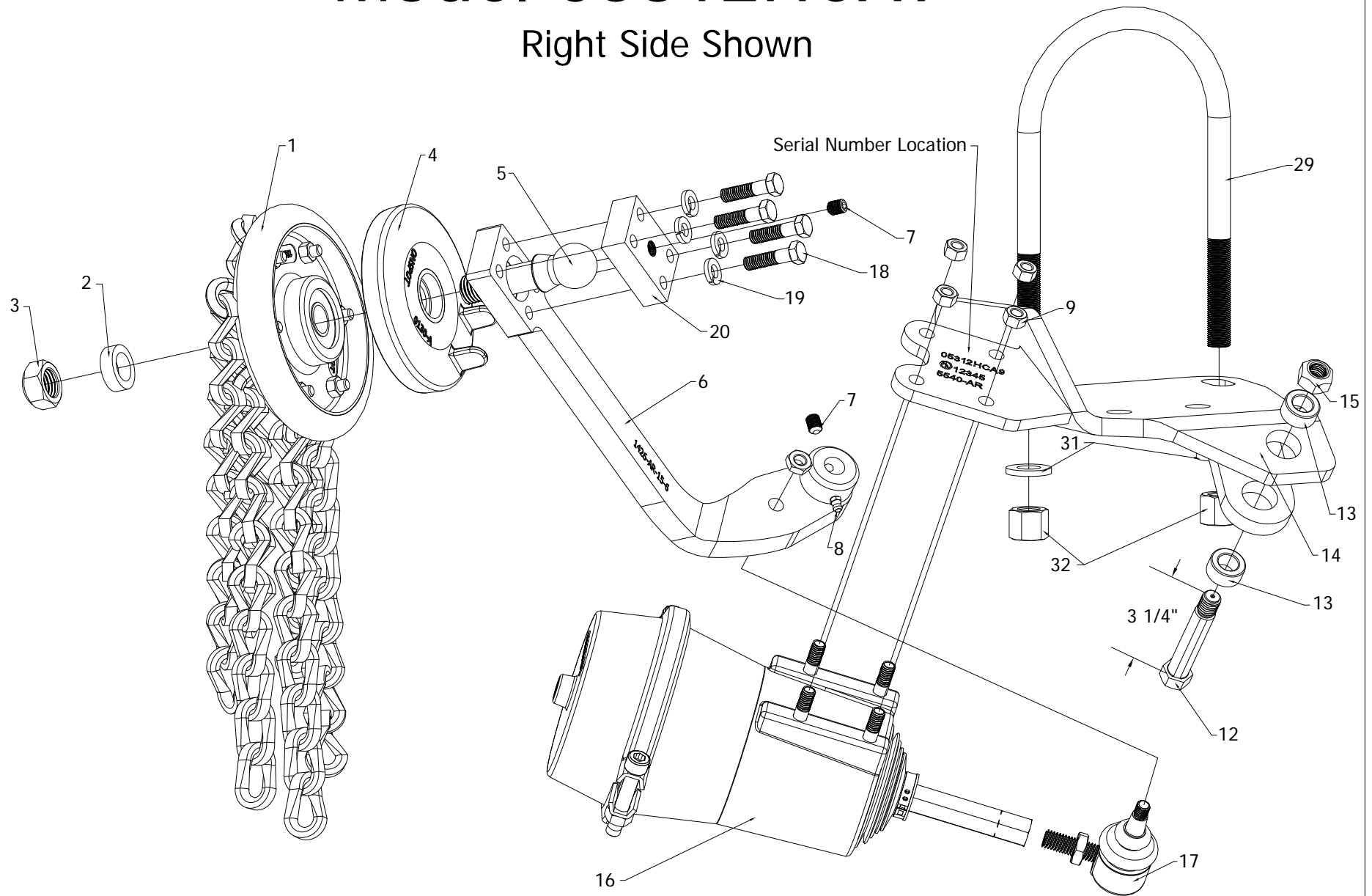
Model 05311HCA9

Ref. No.	Part Number	Description
1	0925-AR-9	Complete Chainwheel Right Side (See Page 138 for Chainwheel Components)
	0925-AL-9	Complete Chainwheel Left Side
4	0926-A	Chainwheel Helmet
2	0450-A	Chainwheel Spacer
3	5211-A	M20 x 2.5 Chainwheel Bolt Nut
5	5262-A	M20 x 2.5 x 2 3/8" Adjustable Chainwheel Bolt
6	1426-AR-15-6	Arm for Right Side (Ships with Items 2, 3, 5, 7, 8, 18, 19, and 20)
	1426-AL-15-6	Arm for Left Side (Ships with Items 2, 3, 5, 7, 8, 18, 19, and 20)
7	1078-A	3/8-46 x 1/2" Set Screw
8	1026-A	1/4-28 Zirc Fitting
9	41755	M10 x 1.5 Nylock Nut
12	1077-A	Arm Bolt 3 1/4" Length
13	5487-A	Oilyte Bushing (2 per Cylinder Bracket)
14	5540-AR	Cylinder Bracket Right Side (Ships with Oilyte Bushing Installed)
	5540-AL	Cylinder Bracket Left Side
15	5365-A	M14 x 2.0 Arm Bolt Grip Nut
16	1037-B	Complete Cylinder (See Page 150 for Cylinder Components)
17	1005-A	Angle Joint
18	39056	3/8-16 x 1 1/2" Adjustable Arm Retainer Capscrew
19	39727	3/8" Adjustable Arm Lock Washer
20	7132-B	Retainer for Adjustable Arm Bolt
29	585090RT22	5/8-18 x 5 x 9" Leg Round Top U-Bolt
31	580057	5/8" U-bolt Washer
32	580058	5/8" U-bolt Nut
	05310HCA-AR	Complete Right Side Assembly without Chainwheel and Helmet
	05310HCA-AL	Complete Left Side Assembly without Chainwheel and Helmet
		Chainwheel Bolt Kit Includes
	5568-A	(1) 5262-A M20 x 2.5 x 2 3/8" Adjustable Chainwheel Bolt
		(1) 0450-A Chainwheel Spacer
		(1) 5211-A M20 x 2.5 Chainwheel Bolt Nut
		Arm Bearing Kit Includes
	5560-D	(1) 1077-A Arm Bolt 3 1/4" Length
		(1) 1078-A 3/8-46 x 1/2" Set Screw
		(2) 5487-A Oilyte Bushing
		(1) 5365-A M14 x 2.0 Arm Bolt Grip Nut

NOTE: Right (Passenger) side and Left (Driver) side part numbers apply for chains mounted forward of axle.

# Model 05312HCA9

Right Side Shown





AUTOMATIC TIRE CHAINS

Model 05312HCA9

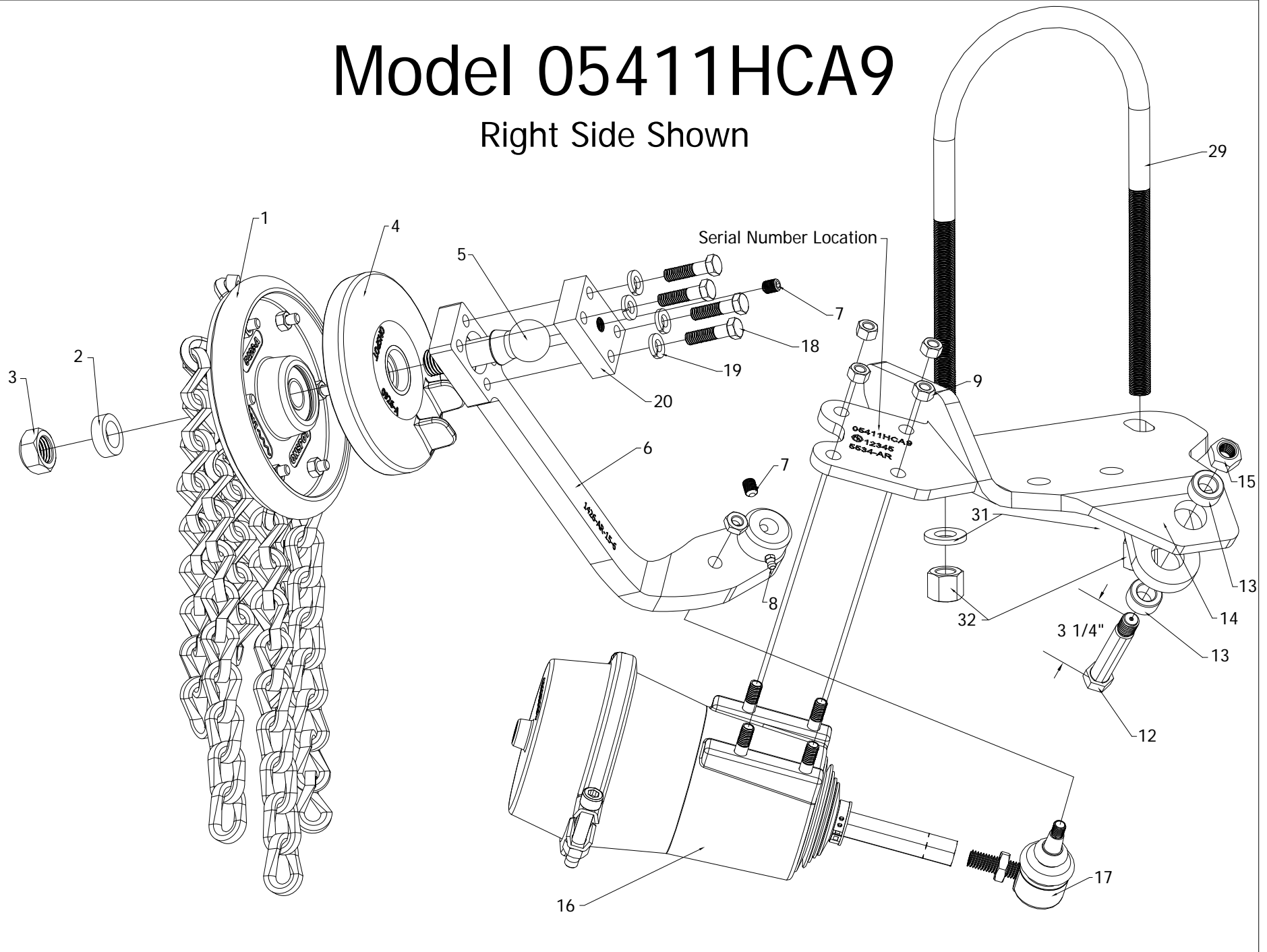
Ref. No.	Part Number	Description
1	1392-AR-9	Complete Chainwheel Right Side (See Page 140 for Chainwheel Components)
	1392-AL-9	Complete Chainwheel Left Side
4	0130-A	Chainwheel Helmet
2	0450-A	Chainwheel Spacer
3	5211-A	M20 x 2.5 Chainwheel Bolt Nut
5	5262-A	M20 x 2.5 x 2 3/8" Adjustable Chainwheel Bolt
6	1426-AR-15-6	Arm for Right Side (Ships with Items 2, 3, 5, 7, 8, 18, 19, and 20)
	1426-AL-15-6	Arm for Left Side (Ships with Items 2, 3, 5, 7, 8, 18, 19, and 20)
7	1078-A	3/8-46 x 1/2" Set Screw
8	1026-A	1/4-28 Zirc Fitting
9	41755	M10 x 1.5 Nylock Nut
12	1077-A	Arm Bolt 3 1/4" Length
13	5487-A	Oilyte Bushing (2 per Cylinder Bracket)
14	5540-AR	Cylinder Bracket Right Side (Ships with Oilyte Bushing Installed)
	5540-AL	Cylinder Bracket Left Side
15	5365-A	M14 x 2.0 Arm Bolt Grip Nut
16	1037-B	Complete Cylinder (See Page 150 for Cylinder Components)
17	1005-A	Angle Joint
18	39056	3/8-16 x 1 1/2" Adjustable Arm Retainer Capscrew
19	39727	3/8" Adjustable Arm Lock Washer
20	7132-B	Retainer for Adjustable Arm Bolt
29	585090RT22	5/8-18 x 5 x 9" Leg Round Top U-Bolt
31	580057	5/8" U-bolt Washer
32	580058	5/8" U-bolt Nut
	05310HCA-AR	Complete Right Side Assembly without Chainwheel and Helmet
	05310HCA-AL	Complete Left Side Assembly without Chainwheel and Helmet
		Chainwheel Bolt Kit Includes
	5568-A	(1) 5262-A M20 x 2.5 x 2 3/8" Adjustable Chainwheel Bolt
		(1) 0450-A Chainwheel Spacer
		(1) 5211-A M20 x 2.5 Chainwheel Bolt Nut
		Arm Bearing Kit Includes
	5560-D	(1) 1077-A Arm Bolt 3 1/4" Length
		(1) 1078-A 3/8-46 x 1/2" Set Screw
		(2) 5487-A Oilyte Bushing
		(1) 5365-A M14 x 2.0 Arm Bolt Grip Nut

NOTE: Right (Passenger) side and Left (Driver) side part numbers apply for chains mounted forward of axle.



# Model 05411HCA9

Right Side Shown





AUTOMATIC TIRE CHAINS

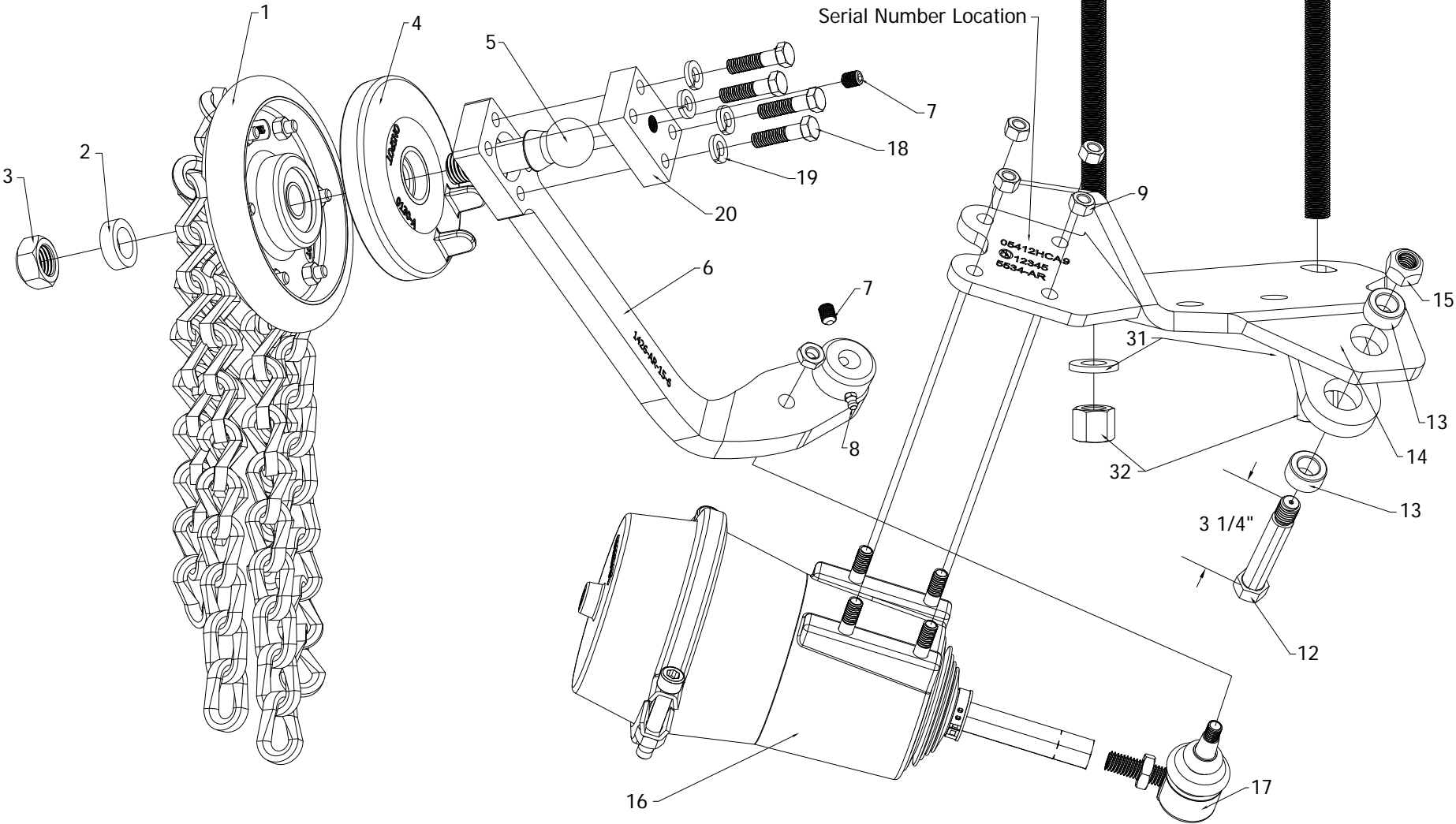
Model 05411HCA9

Ref. No.	Part Number	Description
1	0925-AR-9	Complete Chainwheel Right Side (See Page 138 for Chainwheel Components)
	0925-AL-9	Complete Chainwheel Left Side
4	0926-A	Chainwheel Helmet
2	0450-A	Chainwheel Spacer
3	5211-A	M20 x 2.5 Chainwheel Bolt Nut
5	5262-A	M20 x 2.5 x 2 3/8" Adjustable Chainwheel Bolt
6	1426-AR-15-6	Arm for Right Side (Ships with Items 2, 3, 5, 7, 8, 18, 19, and 20)
	1426-AL-15-6	Arm for Left Side (Ships with Items 2, 3, 5, 7, 8, 18, 19, and 20)
7	1078-A	3/8-24 x 1/2" Set Screw
8	1026-A	1/4-28 Zirc Fitting
9	41755	M10 x 1.5 Nylock Nut
12	1077-A	Arm Bolt 3 1/4" Length
13	5487-A	Oilyte Bushing (2 per Cylinder Bracket)
14	5534-AR	Cylinder Bracket Right Side (Ships with Oilyte Bushing Installed)
	5534-AL	Cylinder Bracket Left Side
15	5365-A	M14 x 2.0 Arm Bolt Grip Nut
16	1037-B	Complete Cylinder (See Page 150 for Cylinder Components)
17	1005-A	Angle Joint
18	39056	3/8-16 x 1 1/2" Adjustable Arm Retainer Capscrew
19	39727	3/8" Adjustable Arm Lock Washer
20	7132-B	Retainer for Adjustable Arm Bolt
29	586011RT28	5/8-18 x 6 x 11" Leg Round Top U-Bolt
31	580057	5/8" U-bolt Washer
32	580058	5/8" U-bolt Nut
	05410HCA-AR	Complete Right Side Assembly without Chainwheel and Helmet
	05410HCA-AL	Complete Left Side Assembly without Chainwheel and Helmet
		Chainwheel Bolt Kit Includes
	5568-A	(1) 5262-A M20 x 2.5 x 2 3/8" Adjustable Chainwheel Bolt
		(1) 0450-A Chainwheel Spacer
		(1) 5211-A M20 x 2.5 Chainwheel Bolt Nut
		Arm Bearing Kit Includes
	5560-D	(1) 1077-A Arm Bolt 3 1/4" Length
		(1) 1078-A 3/8-24 x 1/2" Set Screw
		(2) 5487-A Oilyte Bushing
		(1) 5365-A M14 x 2.0 Arm Bolt Grip Nut

NOTE: Right (Passenger) side and Left (Driver) side part numbers apply for chains mounted forward of axle.

# Model 05412HCA9

Right Side Shown





AUTOMATIC TIRE CHAINS

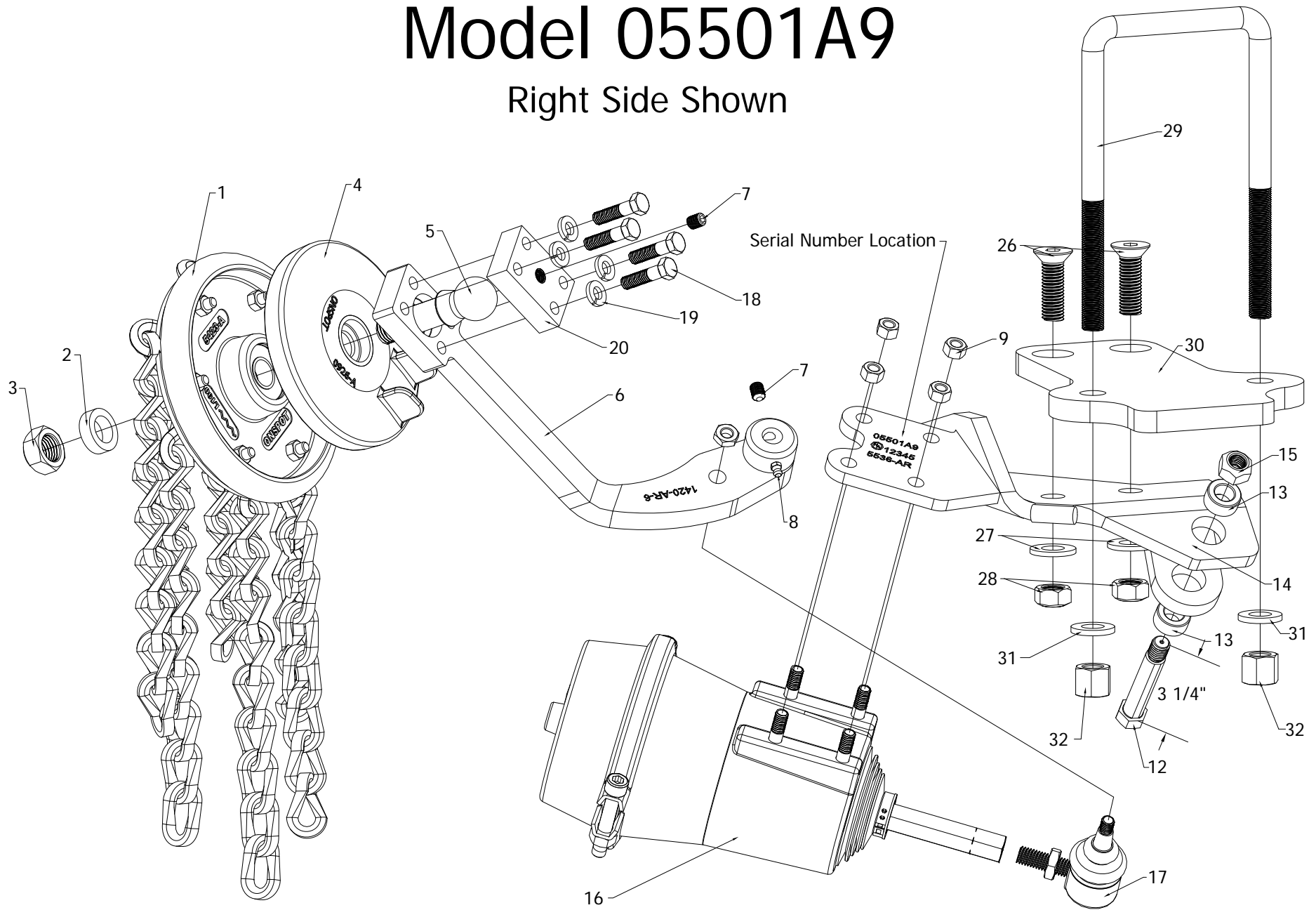
Model 05412HCA9

Ref. No.	Part Number	Description
1	1392-AR-9	Complete Chainwheel Right Side (See Page 140 for Chainwheel Components)
	1392-AL-9	Complete Chainwheel Left Side
4	0130-A	Chainwheel Helmet
2	0450-A	Chainwheel Spacer
3	5211-A	M20 x 2.5 Chainwheel Bolt Nut
5	5262-A	M20 x 2.5 x 2 3/8" Adjustable Chainwheel Bolt
6	1426-AR-15-6	Arm for Right Side (Ships with Items 2, 3, 5, 7, 8, 18, 19, and 20)
	1426-AL-15-6	Arm for Left Side (Ships with Items 2, 3, 5, 7, 8, 18, 19, and 20)
7	1078-A	3/8-24 x 1/2" Set Screw
8	1026-A	1/4-28 Zinc Fitting
9	41755	M10 x 1.5 Nylock Nut
12	1077-A	Arm Bolt 3 1/4" Length
13	5487-A	Oilyte Bushing (2 per Cylinder Bracket)
14	5534-AR	Cylinder Bracket Right Side (Ships with Oilyte Bushing Installed)
	5534-AL	Cylinder Bracket Left Side
15	5365-A	M14 x 2.0 Arm Bolt Grip Nut
16	1037-B	Complete Cylinder (See Page 150 for Cylinder Components)
17	1005-A	Angle Joint
18	39056	3/8-16 x 1 1/2" Adjustable Arm Retainer Capscrew
19	39727	3/8" Adjustable Arm Lock Washer
20	7132-B	Retainer for Adjustable Arm Bolt
29	586011RT28	5/8-18 x 6 x 11" Leg Round Top U-Bolt
31	580057	5/8" U-bolt Washer
32	580058	5/8" U-bolt Nut
	05410HCA-AR	Complete Right Side Assembly without Chainwheel and Helmet
	05410HCA-AL	Complete Left Side Assembly without Chainwheel and Helmet
		Chainwheel Bolt Kit Includes
	5568-A	(1) 5262-A M20 x 2.5 x 2 3/8" Adjustable Chainwheel Bolt
		(1) 0450-A Chainwheel Spacer
		(1) 5211-A M20 x 2.5 Chainwheel Bolt Nut
		Arm Bearing Kit Includes
	5560-D	(1) 1077-A Arm Bolt 3 1/4" Length
		(1) 1078-A 3/8-24 x 1/2" Set Screw
		(2) 5487-A Oilyte Bushing
		(1) 5365-A M14 x 2.0 Arm Bolt Grip Nut

NOTE: Right (Passenger) side and Left (Driver) side part numbers apply for chains mounted forward of axle.

# Model 05501A9

Right Side Shown





AUTOMATIC TIRE CHAINS

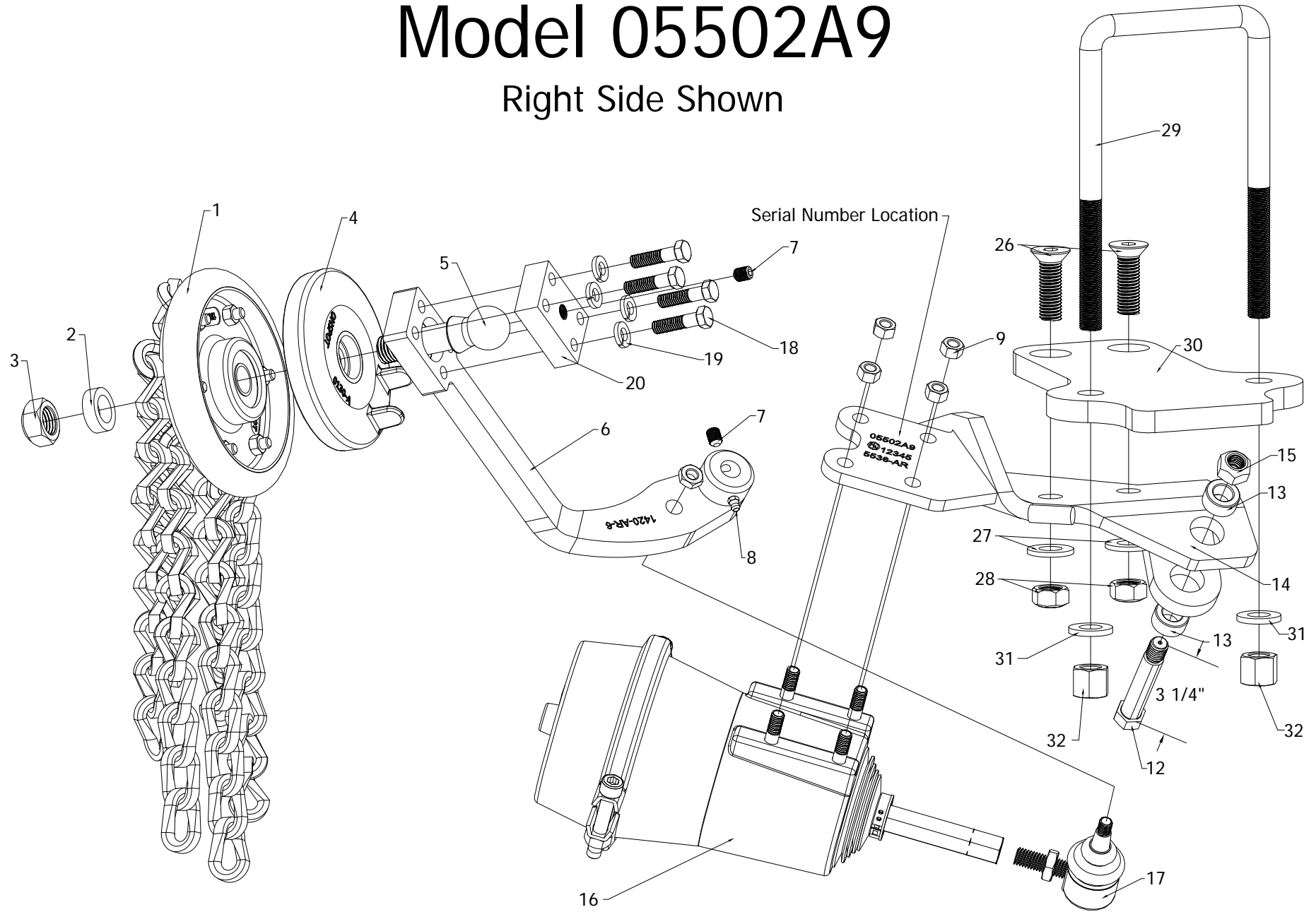
Model 05501A9

Ref. No.	Part Number	Description
1	0925-AR-9	Complete Chainwheel Right Side (See Page 138 for Chainwheel Components)
	0925-AL-9	Complete Chainwheel Left Side
4	0926-A	Chainwheel Helmet
2	0450-A	Chainwheel Spacer
3	5211-A	M20 x 2.5 Chainwheel Bolt Nut
5	5262-A	M20 x 2.5 x 2 3/8" Adjustable Chainwheel Bolt
6	1420-AR-6	Arm for Right Side (Ships with Items 2, 3, 5, 7, 8, 18, 19, and 20)
	1420-AL-6	Arm for Left Side (Ships with Items 2, 3, 5, 7, 8, 18, 19, and 20)
7	1078-A	3/8-24 x 1/2" Set Screw
8	1026-A	1/4-28 Zirc Fitting
9	41755	M10 x 1.5 Nylock Nut
12	1077-A	Arm Bolt 3 1/4" Length
13	5487-A	Oilyte Bushing (2 per Cylinder Bracket)
14	5536-AR	Cylinder Bracket Right Side (Ships with Oilyte Bushing Installed)
	5536-AL	Cylinder Bracket Left Side
15	5365-A	M14 x 2.0 Arm Bolt Grip Nut
16	1037-B	Complete Cylinder (See Page 150 for Cylinder Components)
17	1005-A	Angle Joint
18	39056	3/8-16 x 1 1/2" Adjustable Arm Retainer Capscrew
19	39727	3/8" Adjustable Arm Lock Washer
20	7132-B	Retainer for Adjustable Arm Bolt
26	24405	5/8-11 x 2" Countersunk Socket Head Capscrew
27	39707-A	5/8" Flat Washer
28	36786-A	5/8" Grip Nut
29	584585ST22	5/8-18 x 4 1/2 x 8 1/2" Leg Square Top U-Bolt
30	5536-4-AR	Mounting Adapter Plate
	5536-4-AL	Mounting Adapter Plate
31	580057	5/8" U-bolt Washer
32	580058	5/8" U-bolt Nut
33	9999-TR	Onspot Chain Trays
	05500A-AR	Complete Right Side Assembly without Chainwheel and Helmet
	05500A-AL	Complete Left Side Assembly without Chainwheel and Helmet
		Chainwheel Bolt Kit Includes
	5568-A	(1) 5262-A M20 x 2.5 x 2 3/8" Adjustable Chainwheel Bolt
		(1) 0450-A Chainwheel Spacer
		(1) 5211-A M20 x 2.5 Chainwheel Bolt Nut
		Arm Bearing Kit Includes
	5560-D	(1) 1077-A Arm Bolt 3 1/4" Length
		(1) 1078-A 3/8-24 x 1/2" Set Screw
		(2) 5487-A Oilyte Bushing
		(1) 5365-A M14 x 2.0 Arm Bolt Grip Nut

NOTE: Right (Passenger) side and Left (Driver) side part numbers apply for chains mounted forward of axle.

# Model 05502A9

Right Side Shown





AUTOMATIC TIRE CHAINS

Model 05502A9

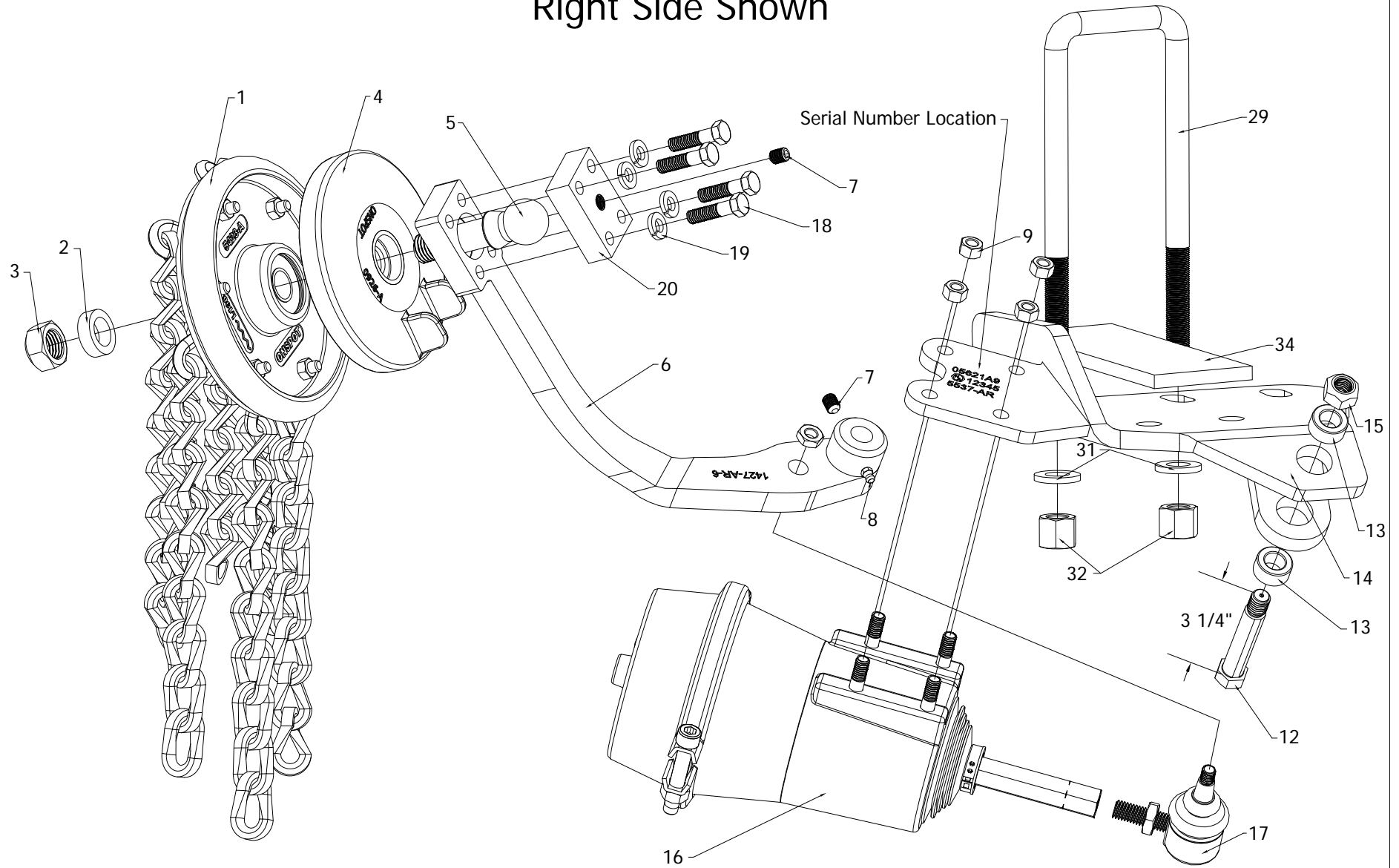
Ref. No.	Part Number	Description
1	1392-AR-9	Complete Chainwheel Right Side (See Page 140 for Chainwheel Components)
	1392-AL-9	Complete Chainwheel Left Side
4	0130-A	Chainwheel Helmet
2	0450-A	Chainwheel Spacer
3	5211-A	M20 x 2.5 Chainwheel Bolt Nut
5	5262-A	M20 x 2.5 x 2 3/8" Adjustable Chainwheel Bolt
6	1420-AR-6	Arm for Right Side (Ships with Items 2, 3, 5, 7, 8, 18, 19, and 20)
	1420-AL-6	Arm for Left Side (Ships with Items 2, 3, 5, 7, 8, 18, 19, and 20)
7	1078-A	3/8-24 x 1/2" Set Screw
8	1026-A	1/4-28 Zirc Fitting
9	41755	M10 x 1.5 Nylock Nut
12	1077-A	Arm Bolt 3 1/4" Length
13	5487-A	Oilyte Bushing (2 per Cylinder Bracket)
14	5536-AR	Cylinder Bracket Right Side (Ships with Oilyte Bushing Installed)
	5536-AL	Cylinder Bracket Left Side
15	5365-A	M14 x 2.0 Arm Bolt Grip Nut
16	1037-B	Complete Cylinder (See Page 150 for Cylinder Components)
17	1005-A	Angle Joint
18	39056	3/8-16 x 1 1/2" Adjustable Arm Retainer Capscrew
19	39727	3/8" Adjustable Arm Lock Washer
20	7132-B	Retainer for Adjustable Arm Bolt
26	24405	5/8-11 x 2" Countersunk Socket Head Capscrew
27	39707-A	5/8" Flat Washer
28	36786-A	5/8" Grip Nut
29	584585ST22	5/8-18 x 4 1/2 x 8 1/2" Leg Square Top U-Bolt
30	5536-4-AR	Mounting Adapter Plate
	5536-4-AL	Mounting Adapter Plate
31	580057	5/8" U-bolt Washer
32	580058	5/8" U-bolt Nut
33	9999-TR	Onspot Chain Trays
	05500A-AR	Complete Right Side Assembly without Chainwheel and Helmet
	05500A-AL	Complete Left Side Assembly without Chainwheel and Helmet
		Chainwheel Bolt Kit Includes
	5568-A	(1) 5262-A M20 x 2.5 x 2 3/8" Adjustable Chainwheel Bolt
		(1) 0450-A Chainwheel Spacer
		(1) 5211-A M20 x 2.5 Chainwheel Bolt Nut
		Arm Bearing Kit Includes
	5560-D	(1) 1077-A Arm Bolt 3 1/4" Length
		(1) 1078-A 3/8-24 x 1/2" Set Screw
		(2) 5487-A Oilyte Bushing
		(1) 5365-A M14 x 2.0 Arm Bolt Grip Nut

NOTE: Right (Passenger) side and Left (Driver) side part numbers apply for chains mounted forward of axle.



# Model 05621A9

Right Side Shown

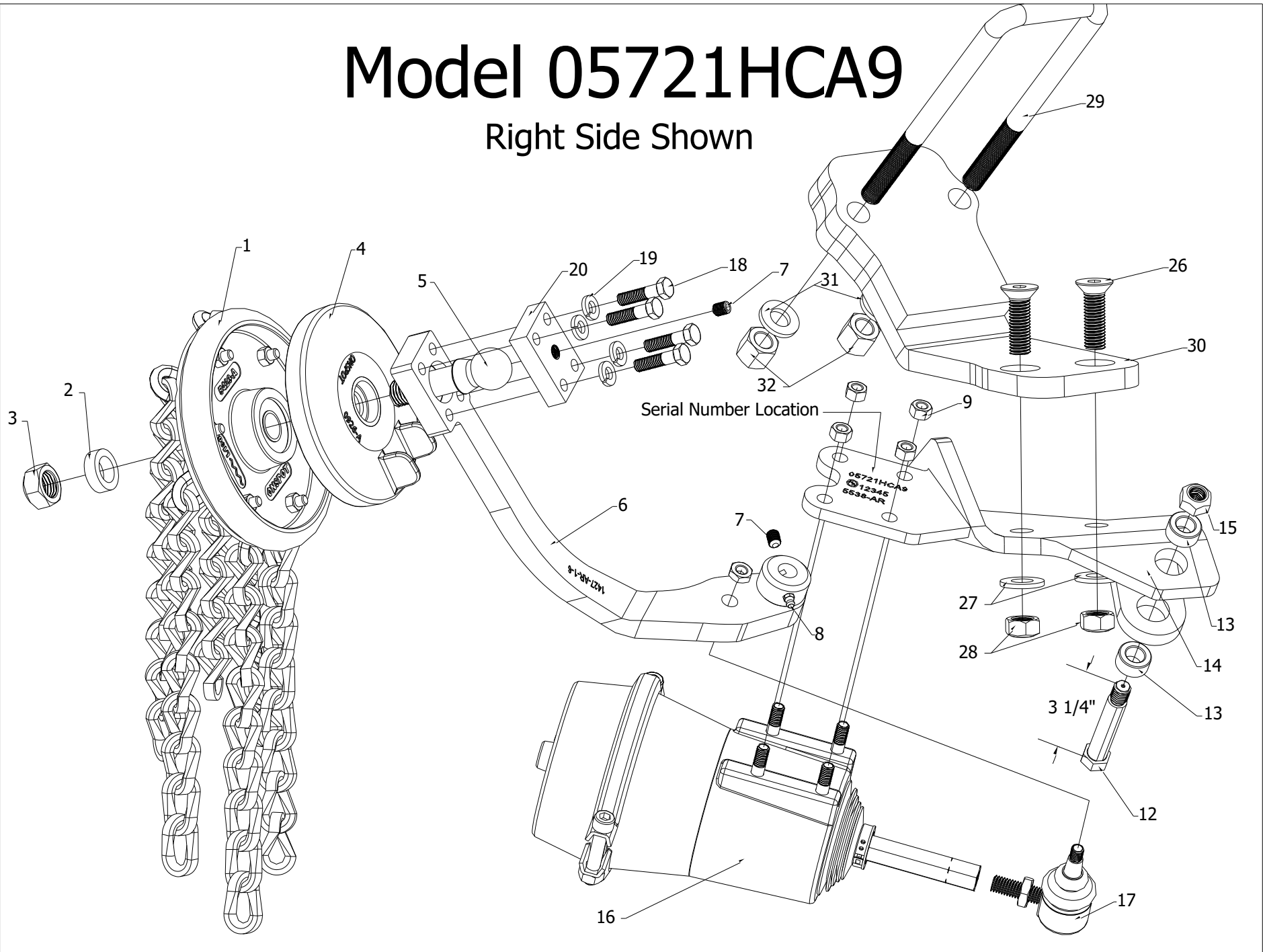


Ref. No.	Part Number	Description
1	0925-AR	Complete Chainwheel Right Side (See Page 138 for Chainwheel Components)
	0925-AL	Complete Chainwheel Left Side
4	0926-A	Chainwheel Helmet
2	0450-A	Chainwheel Spacer
3	5211-A	M20 x 2.5 Chainwheel Bolt Nut
5	5262-A	M20 x 2.5 x 2 1/4" Adjustable Chainwheel Bolt
6	1427-AR-6	Arm for Right Side (Ships with Items 2, 3, 5, 7, 8, 18, 19, and 20)
	1427-AL-6	Arm for Left Side (Ships with Items 2, 3, 5, 7, 8, 18, 19, and 20)
7	1078-A	3/8-24 x 1/2" Set Screw
8	1026-A	1/4-28 Zirc Fitting
9	41755	M10 x 1.5 Nylock Nut
12	1077-A	Arm Bolt 3 1/4" Length
13	5487-A	Oilyte Bushing (2 per Cylinder Bracket)
14	5537-AR	Cylinder Bracket Right Side (Ships with Oilyte Bushing Installed)
	5537-AL	Cylinder Bracket Left Side
15	5365-A	M14 x 2.0 Arm Bolt Grip Nut
16	1037-B	Complete Cylinder ( See Page 150 for Cylinder Components)
17	1005-A	Angle Joint
18	39056	3/8-16 x 1 1/2" Adjustable Arm Retainer Capscrew
19	39727	3/8" Adjustable Arm Lock Washer
20	7132-A	Retainer for Adjustable Arm Bolt
29	5830925ST22	5/8-18 x 3 x 9 1/4" Leg Square Top U-Bolt
31	210057	5/8" U-bolt Washer
32	210058	5/8" U-bolt Nut
34	5537-5	3/8" x 3 x 8" Spacer
	05620A-AR	Complete Right Side Assembly without Chainwheel and Helmet
	05620A-AL	Complete Left Side Assembly without Chainwheel and Helmet
		Chainwheel Bolt Kit Includes
	5568-A	(1) 5262-A M20 x 2.5 x 2 1/4" Adjustable Chainwheel Bolt
		(1) 0450-A Chainwheel Spacer
		(1) 5211-A M20 x 2.5 Chainwheel Bolt Nut
		Arm Bearing Kit Includes
	5560-D	(1) 1077-A Arm Bolt 3 1/4" Length
		(1) 1078-A 3/8-24 x 1/2" Set Screw
		(2) 5487-A Oilyte Bushing
		(1) 5365-A M14 x 2.0 Arm Bolt Grip Nut

NOTE: Right (Passenger) side and Left (Driver) side part numbers apply for chains mounted forward of axle.

# Model 05721HCA9

Right Side Shown

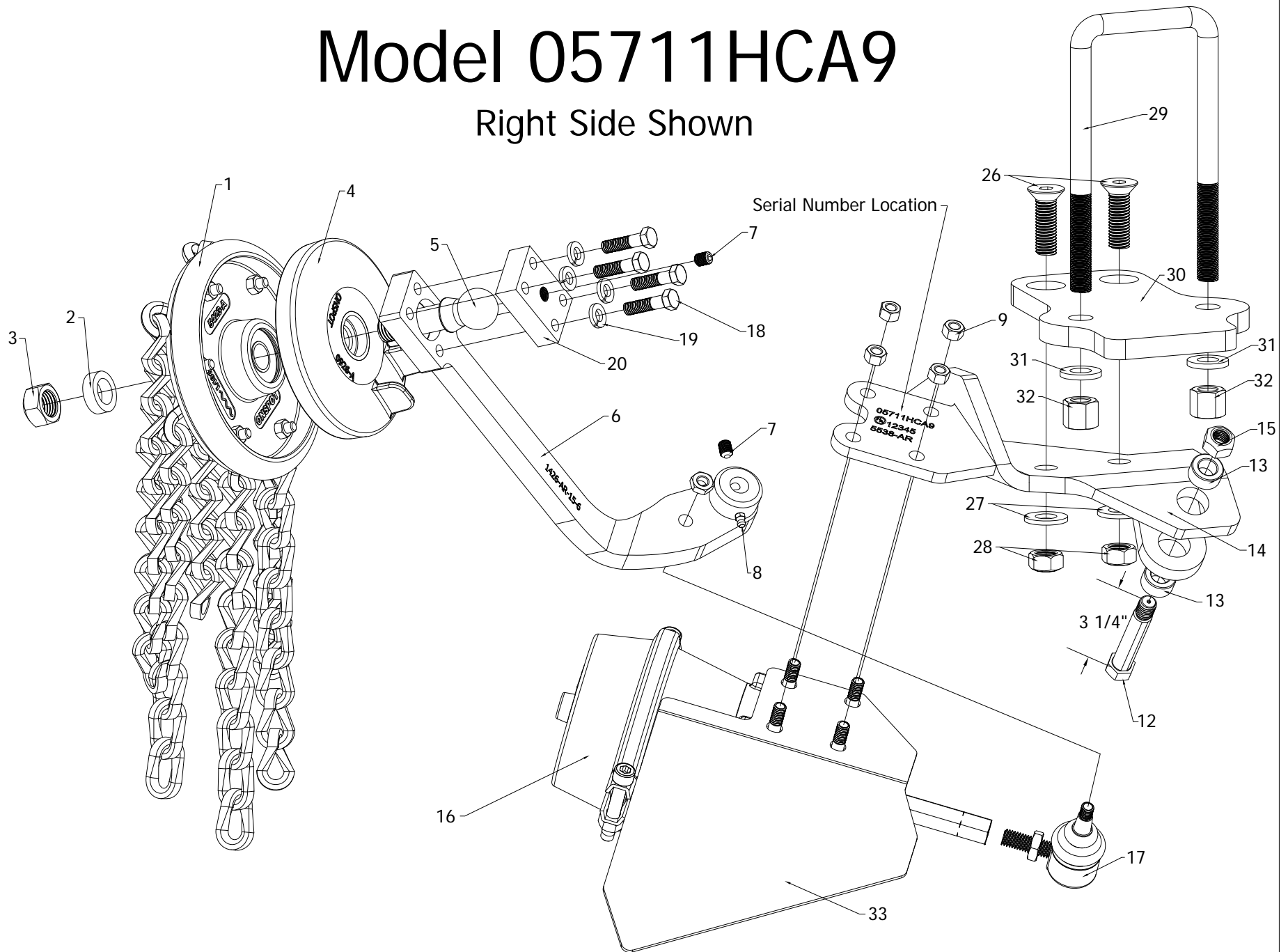


Ref. No.	Part Number	Description
1	0925-AR	Complete Chainwheel Right Side (See Page 138 for Chainwheel Components)
	0925-AL	Complete Chainwheel Left Side
4	0926-A	Chainwheel Helmet
2	0450-A	Chainwheel Spacer
3	5211-A	M20 x 2.5 Chainwheel Bolt Nut
5	5262-A	M20 x 2.5 x 2 1/4" Adjustable Chainwheel Bolt
6	1427-AR-1-6	Arm for Right Side
	1427-AL-1-6	Arm for Left Side
7	1078-A	3/8-24 x 1/2" Set Screw
8	1026-A	1/4-28 Zirc Fitting
9	41755	M10 x 1.5 Nylock Nut
12	1077-A	Arm Bolt 3 1/4" Length
13	5487-A	Oilyte Bushing (2 per Cylinder Bracket)
14	5538-AR	Cylinder Bracket Right Side (Ships with Oilyte Bushing Installed)
	5538-AL	Cylinder Bracket Left Side
15	5365-A	M14 x 2.0 Arm Bolt Grip Nut
16	1037-B	Complete Cylinder ( See Page 150 for Cylinder Components)
17	1005-A	Angle Joint
18	39056	3/8-16 x 1 1/2" Adjustable Arm Retainer Capscrew
19	39727	3/8" Adjustable Arm Lock Washer
20	7132-A	Retainer for Adjustable Arm Bolt
26	24405	5/8-11 x 2" Countersunk Socket Head Capscrew
27	39707-A	5/8" Flat Washer
28	36786-A	5/8" Grip Nut
29	5830925ST22	5/8-18 x 3" x 9 1/4" Leg Square Top U-Bolt
30	05-X-Prevost-AR	Mounting Adapter Plate
	05-X-Prevost-AL	Mounting Adapter Plate
31	580057	5/8" U-bolt Washer
32	580058	5/8" U-bolt Nut
	05720HCA-AR	Complete Right Side Assembly without Chainwheel and Helmet
	05720HCA-AL	Complete Left Side Assembly without Chainwheel and Helmet
		Chainwheel Bolt Kit Includes
	5568-A	(1) 5262-A M20 x 2.5 x 2 1/4" Adjustable Chainwheel Bolt
		(1) 0450-A Chainwheel Spacer
		(1) 5211-A M20 x 2.5 Chainwheel Bolt Nut
		Arm Bearing Kit Includes
	5560-D	(1) 1077-A Arm Bolt 3 1/4" Length
		(1) 1078-A 3/8-24 x 1/2" Set Screw
		(2) 5487-A Oilyte Bushing
		(1) 5365-A M14 x 2.0 Arm Bolt Grip Nut

NOTE: Right (Passenger) side and Left (Driver) side part numbers apply for chains mounted forward of axle.

# Model 05711HCA9

Right Side Shown





AUTOMATIC TIRE CHAINS

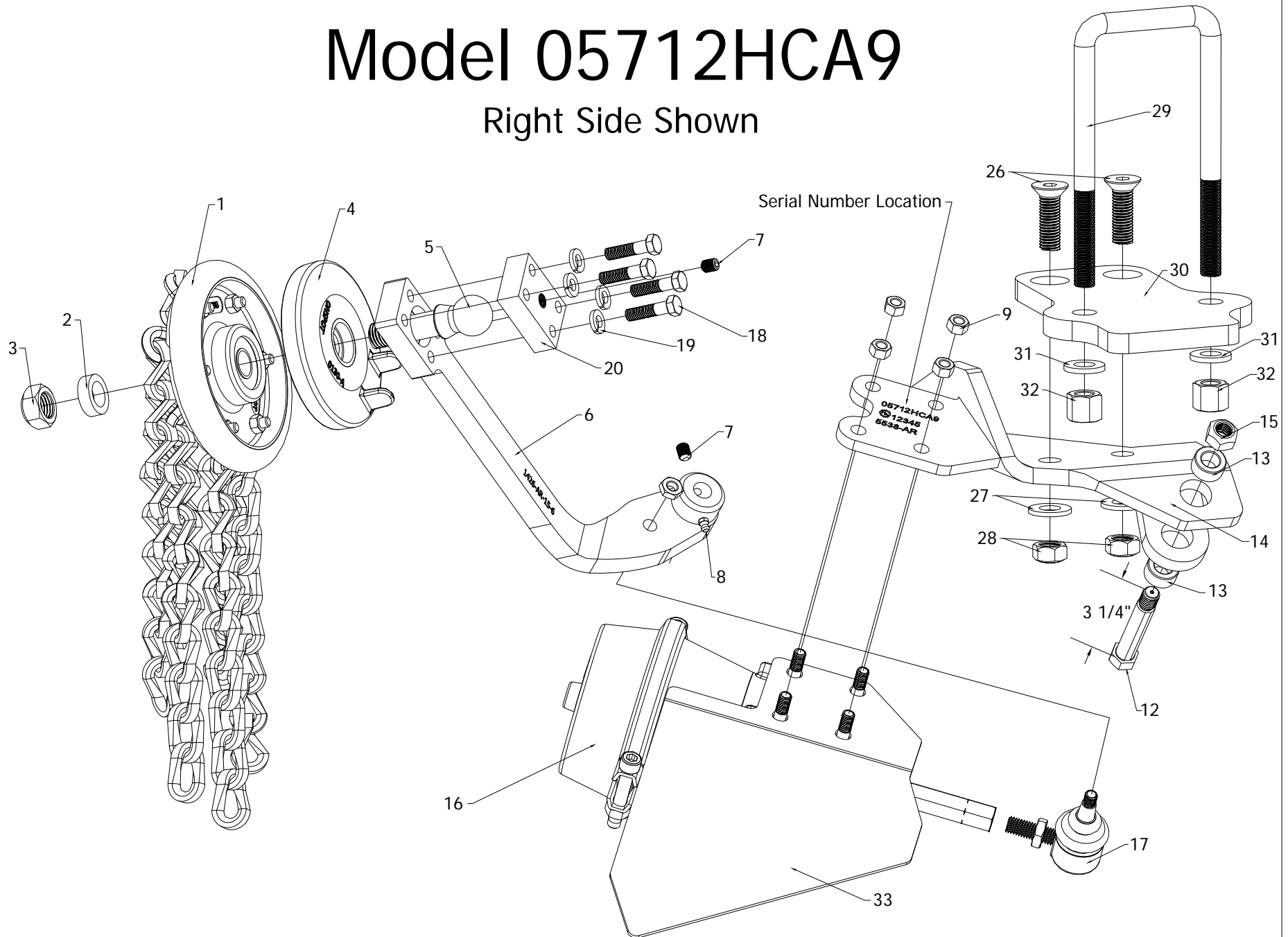
Model 05711HCA9

Ref. No.	Part Number	Description
1	0925-AR-9	Complete Chainwheel Right Side (See Page 138 for Chainwheel Components)
	0925-AL-9	Complete Chainwheel Left Side
4	0926-A	Chainwheel Helmet
2	0450-A	Chainwheel Spacer
3	5211-A	M20 x 2.5 Chainwheel Bolt Nut
5	5262-A	M20 x 2.5 x 2 3/8" Adjustable Chainwheel Bolt
6	1426-AR-15-6	Arm for Right Side (Ships with Items 2, 3, 5, 7, 8, 18, 19, and 20)
	1426-AL-15-6	Arm for Left Side (Ships with Items 2, 3, 5, 7, 8, 18, 19, and 20)
7	1078-A	3/8-24 x 1/2" Set Screw
8	1026-A	1/4-28 Zirc Fitting
9	41755	M10 x 1.5 Nylock Nut
12	1077-A	Arm Bolt 3 1/4" Length
13	5487-A	Oilyte Bushing (2 per Cylinder Bracket)
14	5538-AR	Cylinder Bracket Right Side (Ships with Oilyte Bushing Installed)
	5538-AL	Cylinder Bracket Left Side
15	5365-A	M14 x 2.0 Arm Bolt Grip Nut
16	1037-B	Complete Cylinder (See Page 150 for Cylinder Components)
17	1005-A	Angle Joint
18	39056	3/8-16 x 1 1/2" Adjustable Arm Retainer Capscrew
19	39727	3/8" Adjustable Arm Lock Washer
20	7132-B	Retainer for Adjustable Arm Bolt
26	24405	5/8-11 x 2" Countersunk Socket Head Capscrew
27	39707-A	5/8" Flat Washer
28	36786-A	5/8" Grip Nut
29	583580ST20	5/8-18 x 3 1/2 x 8" Leg Square Top U-Bolt
30	5538-4-AR	Mounting Adapter Plate
	5538-4-AL	Mounting Adapter Plate
31	580057	5/8" U-bolt Washer
32	580058	5/8" U-bolt Nut
33	9999-TR	Onspot Chain Trays
	05710HCA-AR	Complete Right Side Assembly without Chainwheel and Helmet
	05710HCA-AL	Complete Left Side Assembly without Chainwheel and Helmet
		Chainwheel Bolt Kit Includes
	5568-A	(1) 5262-A M20 x 2.5 x 2 3/8" Adjustable Chainwheel Bolt
		(1) 0450-A Chainwheel Spacer
		(1) 5211-A M20 x 2.5 Chainwheel Bolt Nut
		Arm Bearing Kit Includes
	5560-D	(1) 1077-A Arm Bolt 3 1/4" Length
		(1) 1078-A 3/8-24 x 1/2" Set Screw
		(2) 5487-A Oilyte Bushing
		(1) 5365-A M14 x 2.0 Arm Bolt Grip Nut

NOTE: Right (Passenger) side and Left (Driver) side part numbers apply for chains mounted forward of axle.

# Model 05712HCA9

Right Side Shown





AUTOMATIC TIRE CHAINS

Model 05712HCA9

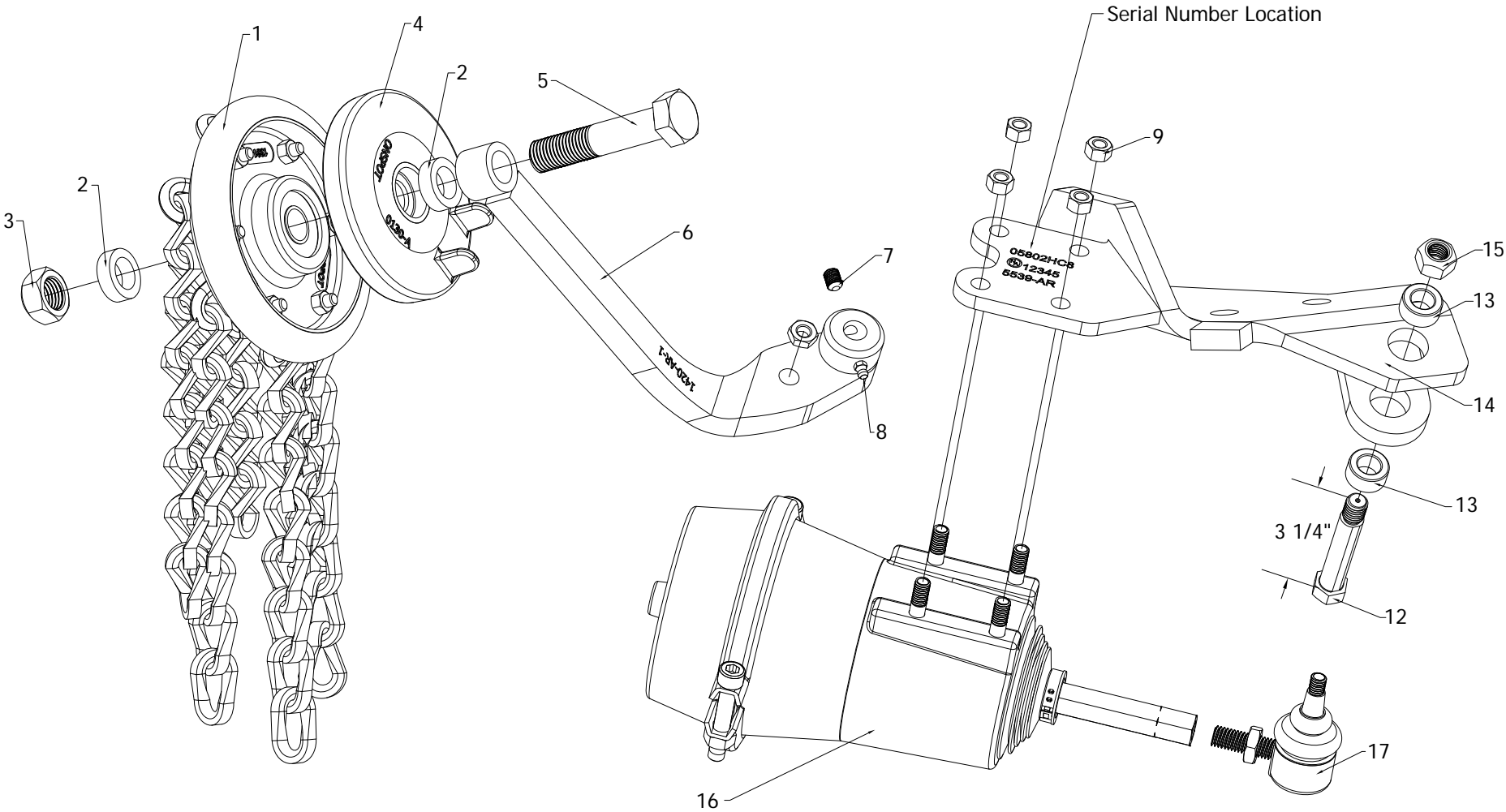
Ref. No.	Part Number	Description
1	1392-AR-9	Complete Chainwheel Right Side (See Page 140 for Chainwheel Components)
	1392-AL-9	Complete Chainwheel Left Side
4	0130-A	Chainwheel Helmet
2	0450-A	Chainwheel Spacer
3	5211-A	M20 x 2.5 Chainwheel Bolt Nut
5	5262-A	M20 x 2.5 x 2 3/8" Adjustable Chainwheel Bolt
6	1426-AR-15-6	Arm for Right Side (Ships with Items 2, 3, 5, 7, 8, 18, 19, and 20)
	1426-AL-15-6	Arm for Left Side (Ships with Items 2, 3, 5, 7, 8, 18, 19, and 20)
7	1078-A	3/8-24 x 1/2" Set Screw
8	1026-A	1/4-28 Zirc Fitting
9	41755	M10 x 1.5 Nylock Nut
12	1077-A	Arm Bolt 3 1/4" Length
13	5487-A	Oilyte Bushing (2 per Cylinder Bracket)
14	5538-AR	Cylinder Bracket Right Side (Ships with Oilyte Bushing Installed)
	5538-AL	Cylinder Bracket Left Side
15	5365-A	M14 x 2.0 Arm Bolt Grip Nut
16	1037-B	Complete Cylinder (See Page 150 for Cylinder Components)
17	1005-A	Angle Joint
18	39056	3/8-16 x 1 1/2" Adjustable Arm Retainer Capscrew
19	39727	3/8" Adjustable Arm Lock Washer
20	7132-B	Retainer for Adjustable Arm Bolt
26	24405	5/8-11 x 2" Countersunk Socket Head Capscrew
27	39707-A	5/8" Flat Washer
28	36786-A	5/8" Grip Nut
29	583580ST20	5/8-18 x 3 1/2 x 8" Leg Square Top U-Bolt
30	5538-4-AR	Mounting Adapter Plate
	5538-4-AL	Mounting Adapter Plate
31	580057	5/8" U-bolt Washer
32	580058	5/8" U-bolt Nut
33	9999-TR	Onspot Chain Trays
	05710HCA-AR	Complete Right Side Assembly without Chainwheel and Helmet
	05710HCA-AL	Complete Left Side Assembly without Chainwheel and Helmet
		Chainwheel Bolt Kit Includes
	5568-A	(1) 5262-A M20 x 2.5 x 2 3/8" Adjustable Chainwheel Bolt
		(1) 0450-A Chainwheel Spacer
		(1) 5211-A M20 x 2.5 Chainwheel Bolt Nut
		Arm Bearing Kit Includes
	5560-D	(1) 1077-A Arm Bolt 3 1/4" Length
		(1) 1078-A 3/8-24 x 1/2" Set Screw
		(2) 5487-A Oilyte Bushing
		(1) 5365-A M14 x 2.0 Arm Bolt Grip Nut

NOTE: Right (Passenger) side and Left (Driver) side part numbers apply for chains mounted forward of axle.



# Model 05802HC8

Right Side Shown



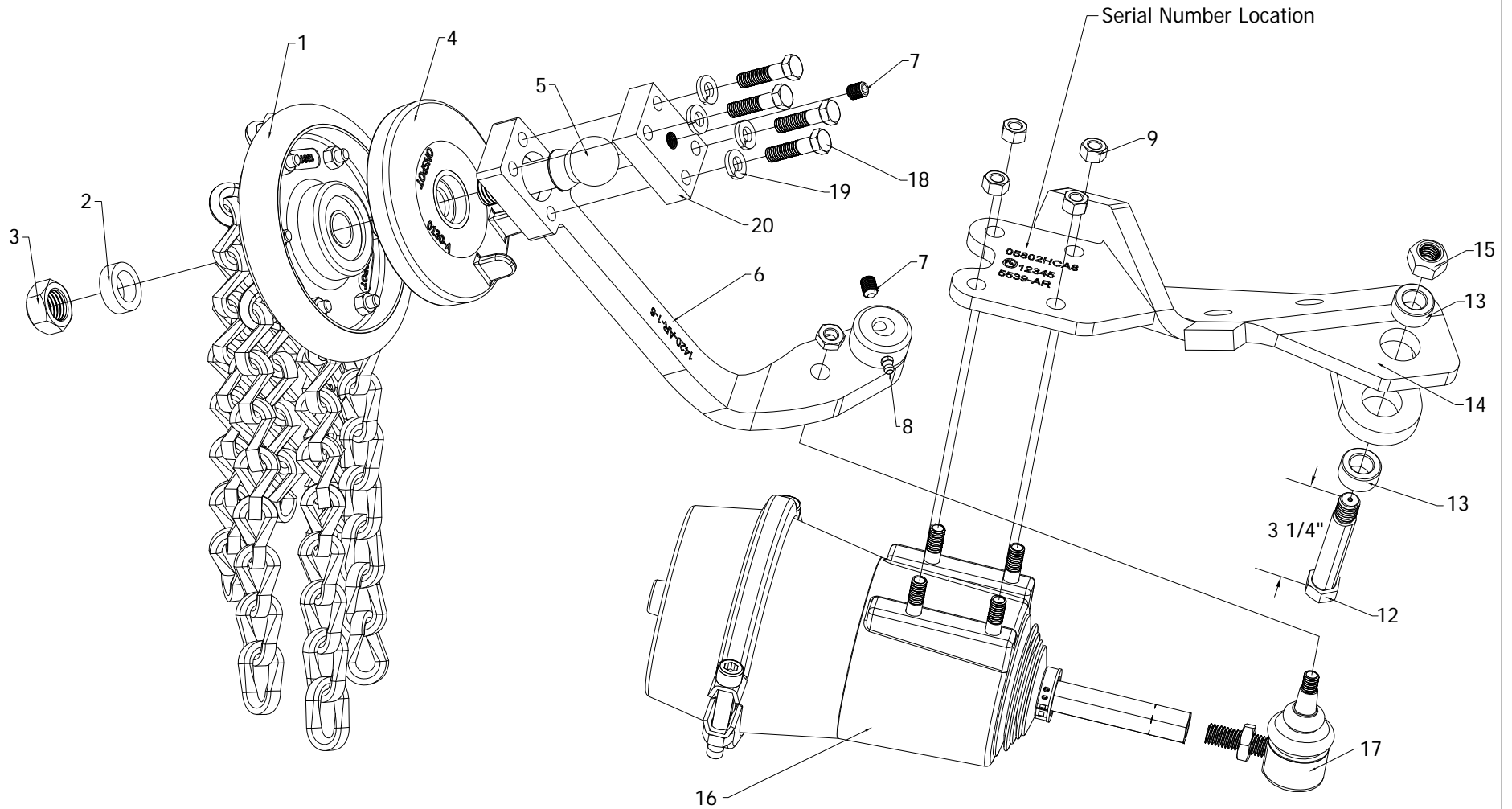
Ref. No.	Part Number	Description
1	1392-AR-8	Complete Chainwheel Right Side (See Page 140 for Chainwheel Components)
	1392-AL-8	Complete Chainwheel Left Side
4	0130-A	Chainwheel Helmet
2	0450-A	Chainwheel Spacer
3	5211-A	M20 x 2.5 Chainwheel Bolt Nut
5	5222-A	M20 x 2.5 x 100mm Chainwheel Bolt
6	1420-AR-1	Arm for Right Side
	1420-AL-1	Arm for Left Side
7	1078-A	3/8-24 x 1/2" Set Screw
8	1026-A	1/4-28 Zinc Fitting
9	41755	M10 x 1.5 Nylock Nut
12	1077-A	Arm Bolt 3 1/4" Length
13	5487-A	Oilyte Bushing (2 per Cylinder Bracket)
14	5539-AR	Cylinder Bracket Right Side (Ships with Oilyte Bushing Installed)
	5539-AL	Cylinder Bracket Left Side
15	5365-A	M14 x 2.0 Arm Bolt Grip Nut
16	1037-B	Complete Cylinder (See Page 150 for Cylinder Components)
17	1005-A	Angle Joint
	05800HC-AR	Complete Right Side Assembly without Chainwheel and Helmet
	05800HC-AL	Complete Left Side Assembly without Chainwheel and Helmet
		Chainwheel Bolt Kit Includes
	5564-A	(1) 5222-A M20 x 2.5 x 100mm Chainwheel Bolt
		(2) 0450-A Chainwheel Spacer
		(1) 5211-A M20 x 2.5 Chainwheel Bolt Nut
		Arm Bearing Kit Includes
	5560-D	(1) 1077-A Arm Bolt 3 1/4" Length
		(1) 1078-A 3/8-24 x 1/2" Set Screw
		(2) 5487-A Oilyte Bushing
		(1) 5365-A M14 x 2.0 Arm Bolt Grip Nut

NOTE: Right (Passenger) side and Left (Driver) side part numbers apply for chains mounted forward of axle.

NOTE: Used on Ford F450/550 Liquid Spring suspension

# Model 05802HCA8

Right Side Shown





AUTOMATIC TIRE CHAINS

Model 05802HCA8

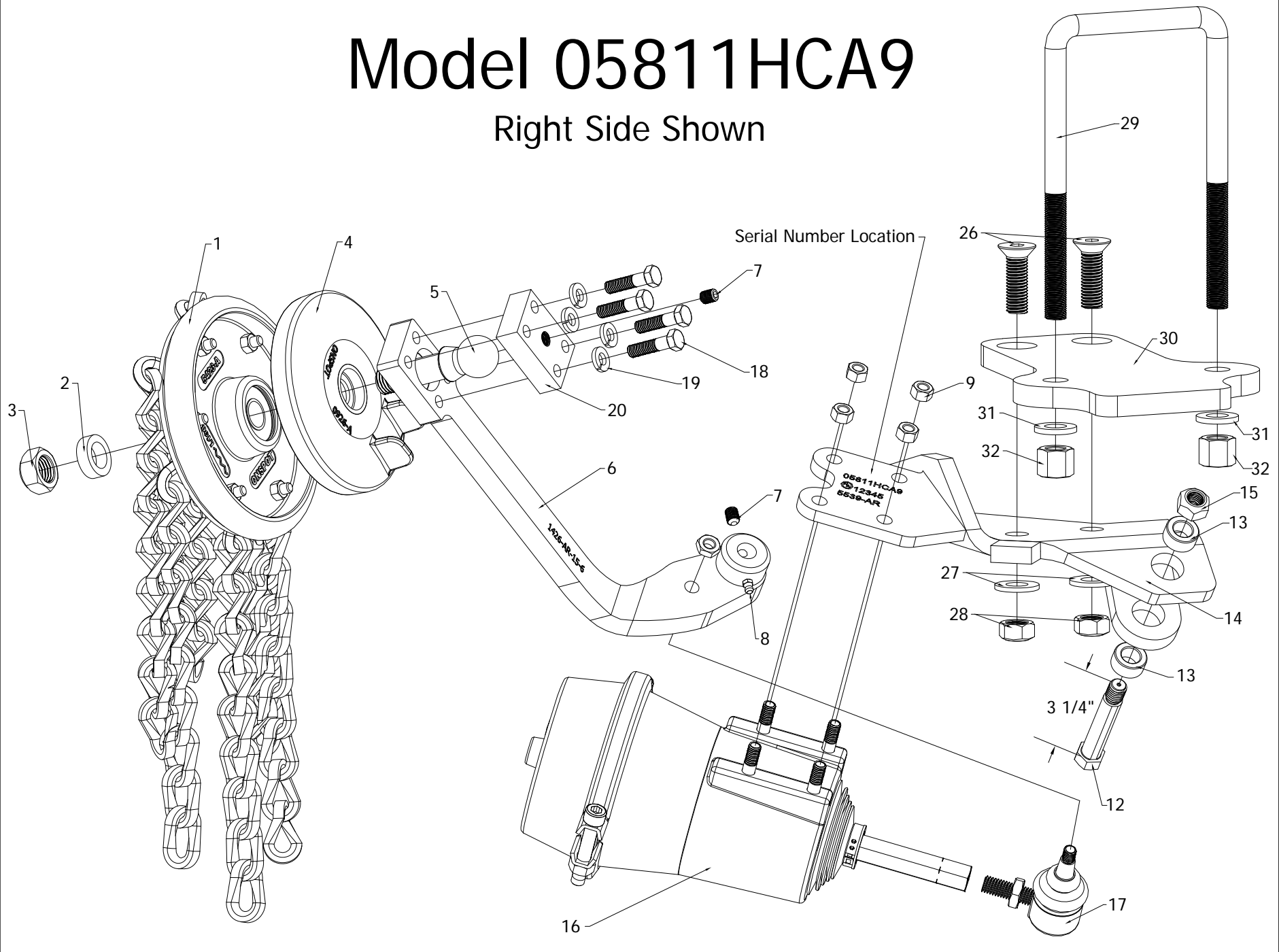
Ref. No.	Part Number	Description
1	1392-AR-8	Complete Chainwheel Right Side (See Page 140 for Chainwheel Components)
	1392-AL-8	Complete Chainwheel Left Side
4	0130-A	Chainwheel Helmet
2	0450-A	Chainwheel Spacer
3	5211-A	M20 x 2.5 Chainwheel Bolt Nut
5	5262-A	M20 x 2.5 x 2 1/4" Adjustable Chainwheel Bolt
6	1420-AR-1-6	Arm for Right Side
	1420-AL-1-6	Arm for Left Side
7	1078-A	3/8-24 x 1/2" Set Screw
8	1026-A	1/4-28 Zinc Fitting
9	41755	M10 x 1.5 Nylock Nut
12	1077-A	Arm Bolt 3 1/4" Length
13	5487-A	Oilyte Bushing (2 per Cylinder Bracket)
14	5539-AR	Cylinder Bracket Right Side (Ships with Oilyte Bushing Installed)
	5539-AL	Cylinder Bracket Left Side
15	5365-A	M14 x 2.0 Arm Bolt Grip Nut
16	1037-B	Complete Cylinder (See Page 150 for Cylinder Components)
17	1005-A	Angle Joint
18	39056	3/8-16 x 1 1/2" Adjustable Arm Retainer Capscrew
19	39727	3/8" Adjustable Arm Lock Washer
20	7132-A	Retainer for Adjustable Arm Bolt
	05800HCA-AR	Complete Right Side Assembly without Chainwheel and Helmet
	05800HCA-AL	Complete Left Side Assembly without Chainwheel and Helmet
		Chainwheel Bolt Kit Includes
	5568-A	(1) 5262-A M20 x 2.5 x 2 1/4" Adjustable Chainwheel Bolt
		(1) 0450-A Chainwheel Spacer
		(1) 5211-A M20 x 2.5 Chainwheel Bolt Nut
		Arm Bearing Kit Includes
	5560-D	(1) 1077-A Arm Bolt 3 1/4" Length
		(1) 1078-A 3/8-24 x 1/2" Set Screw
		(2) 5487-A Oilyte Bushing
		(1) 5365-A M14 x 2.0 Arm Bolt Grip Nut

NOTE: Right (Passenger) side and Left (Driver) side part numbers apply for chains mounted forward of axle.

NOTE: Used on Dodge 4500/5500 Liquid Spring Suspensions

# Model 05811HCA9

Right Side Shown





AUTOMATIC TIRE CHAINS

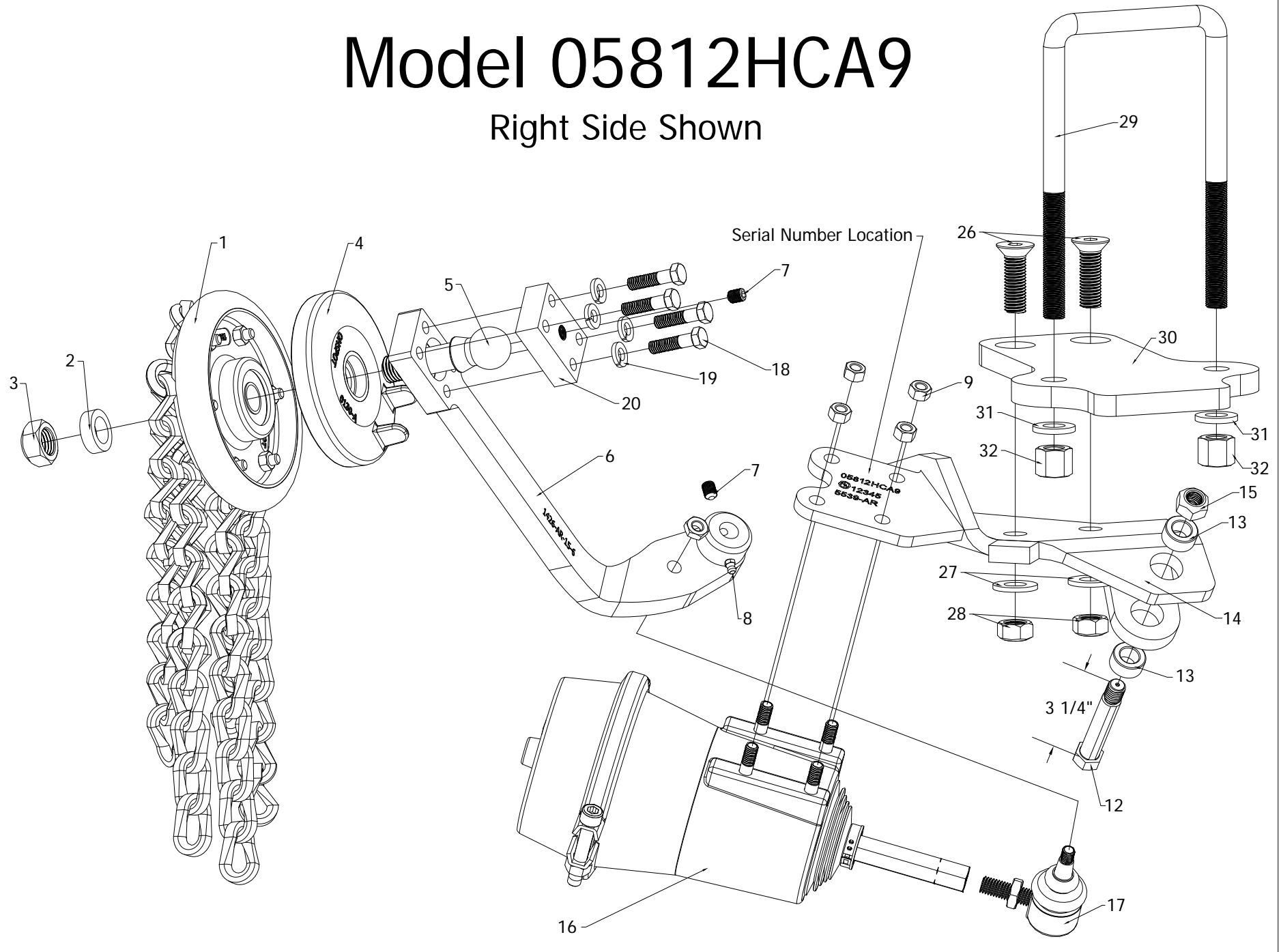
Model 05811HCA9

Ref. No.	Part Number	Description
1	0925-AR-9	Complete Chainwheel Right Side (See Page 138 for Chainwheel Components)
	0925-AL-9	Complete Chainwheel Left Side
4	0926-A	Chainwheel Helmet
2	0450-A	Chainwheel Spacer
3	5211-A	M20 x 2.5 Chainwheel Bolt Nut
5	5262-A	M20 x 2.5 x 2 3/8" Adjustable Chainwheel Bolt
6	1426-AR-15-6	Arm for Right Side (Ships with Items 2, 3, 5, 7, 8, 18, 19, and 20)
	1426-AL-15-6	Arm for Left Side (Ships with Items 2, 3, 5, 7, 8, 18, 19, and 20)
7	1078-A	3/8-24 x 1/2" Set Screw
8	1026-A	1/4-28 Zirc Fitting
9	41755	M10 x 1.5 Nylock Nut
12	1077-A	Arm Bolt 3 1/4" Length
13	5487-A	Oilyte Bushing (2 per Cylinder Bracket)
14	5539-AR	Cylinder Bracket Right Side (Ships with Oilyte Bushing Installed)
	5539-AL	Cylinder Bracket Left Side
15	5365-A	M14 x 2.0 Arm Bolt Grip Nut
16	1037-B	Complete Cylinder (See Page 150 for Cylinder Components)
17	1005-A	Angle Joint
18	39056	3/8-16 x 1 1/2" Adjustable Arm Retainer Capscrew
19	39727	3/8" Adjustable Arm Lock Washer
20	7132-B	Retainer for Adjustable Arm Bolt
26	24405	5/8-11 x 2" Countersunk Socket Head Capscrew
27	39707-A	5/8" Flat Washer
28	36786-A	5/8" Grip Nut
29	584585ST22	5/8-18 x 4 1/2 x 8 1/2" Leg Square Top U-Bolt
30	5536-4-AR	Mounting Adapter Plate
	5536-4-AL	Mounting Adapter Plate
31	580057	5/8" U-bolt Washer
32	580058	5/8" U-bolt Nut
33	9999-TR	Onspot Chain Trays
	05810HCA-AR	Complete Right Side Assembly without Chainwheel and Helmet
	05810HCA-AL	Complete Left Side Assembly without Chainwheel and Helmet
		Chainwheel Bolt Kit Includes
	5568-A	(1) 5262-A M20 x 2.5 x 2 3/8" Adjustable Chainwheel Bolt
		(1) 0450-A Chainwheel Spacer
		(1) 5211-A M20 x 2.5 Chainwheel Bolt Nut
		Arm Bearing Kit Includes
	5560-D	(1) 1077-A Arm Bolt 3 1/4" Length
		(1) 1078-A 3/8-24 x 1/2" Set Screw
		(2) 5487-A Oilyte Bushing
		(1) 5365-A M14 x 2.0 Arm Bolt Grip Nut

NOTE: Right (Passenger) side and Left (Driver) side part numbers apply for chains mounted forward of axle.

# Model 05812HCA9

Right Side Shown





AUTOMATIC TIRE CHAINS

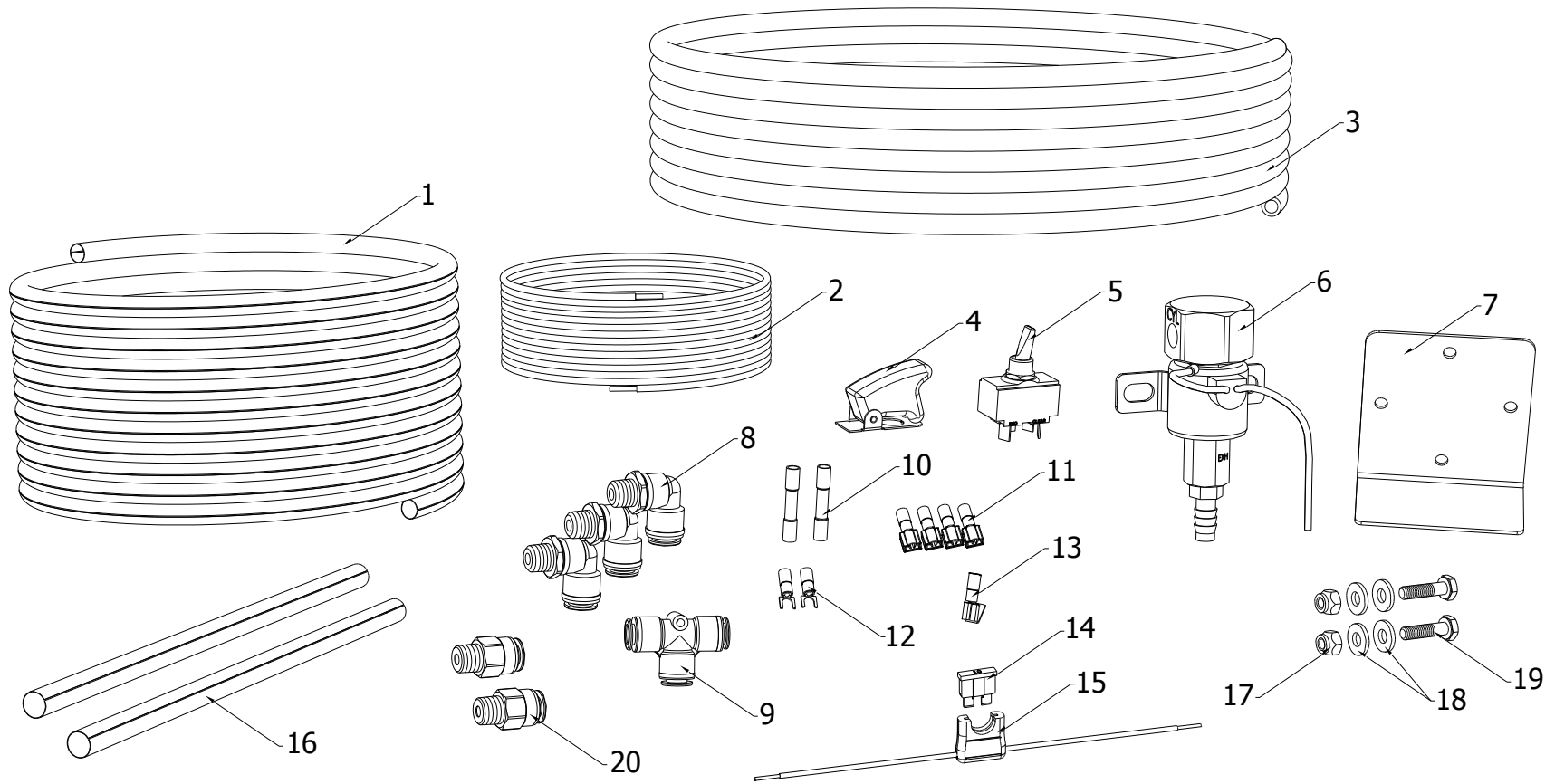
Model 05812HCA9

Ref. No.	Part Number	Description
1	1392-AR-9	Complete Chainwheel Right Side (See Page 140 for Chainwheel Components)
	1392-AL-9	Complete Chainwheel Left Side
4	0130-A	Chainwheel Helmet
2	0450-A	Chainwheel Spacer
3	5211-A	M20 x 2.5 Chainwheel Bolt Nut
5	5262-A	M20 x 2.5 x 2 3/8" Adjustable Chainwheel Bolt
6	1426-AR-15-6	Arm for Right Side (Ships with Items 2, 3, 5, 7, 8, 18, 19, and 20)
	1426-AL-15-6	Arm for Left Side (Ships with Items 2, 3, 5, 7, 8, 18, 19, and 20)
7	1078-A	3/8-24 x 1/2" Set Screw
8	1026-A	1/4-28 Zirc Fitting
9	41755	M10 x 1.5 Nylock Nut
12	1077-A	Arm Bolt 3 1/4" Length
13	5487-A	Oilyte Bushing (2 per Cylinder Bracket)
14	5539-AR	Cylinder Bracket Right Side (Ships with Oilyte Bushing Installed)
	5539-AL	Cylinder Bracket Left Side
15	5365-A	M14 x 2.0 Arm Bolt Grip Nut
16	1037-B	Complete Cylinder (See Page 150 for Cylinder Components)
17	1005-A	Angle Joint
18	39056	3/8-16 x 1 1/2" Adjustable Arm Retainer Capscrew
19	39727	3/8" Adjustable Arm Lock Washer
20	7132-B	Retainer for Adjustable Arm Bolt
26	24405	5/8-11 x 2" Countersunk Socket Head Capscrew
27	39707-A	5/8" Flat Washer
28	36786-A	5/8" Grip Nut
29	584585ST22	5/8-18 x 4 1/2 x 8 1/2" Leg Square Top U-Bolt
30	5536-4-AR	Mounting Adapter Plate
	5536-4-AL	Mounting Adapter Plate
31	580057	5/8" U-bolt Washer
32	580058	5/8" U-bolt Nut
33	9999-TR	Onspot Chain Trays
	05810HCA-AR	Complete Right Side Assembly without Chainwheel and Helmet
	05810HCA-AL	Complete Left Side Assembly without Chainwheel and Helmet
		Chainwheel Bolt Kit Includes
	5568-A	(1) 5262-A M20 x 2.5 x 2 3/8" Adjustable Chainwheel Bolt
		(1) 0450-A Chainwheel Spacer
		(1) 5211-A M20 x 2.5 Chainwheel Bolt Nut
		Arm Bearing Kit Includes
	5560-D	(1) 1077-A Arm Bolt 3 1/4" Length
		(1) 1078-A 3/8-24 x 1/2" Set Screw
		(2) 5487-A Oilyte Bushing
		(1) 5365-A M14 x 2.0 Arm Bolt Grip Nut

NOTE: Right (Passenger) side and Left (Driver) side part numbers apply for chains mounted forward of axle.

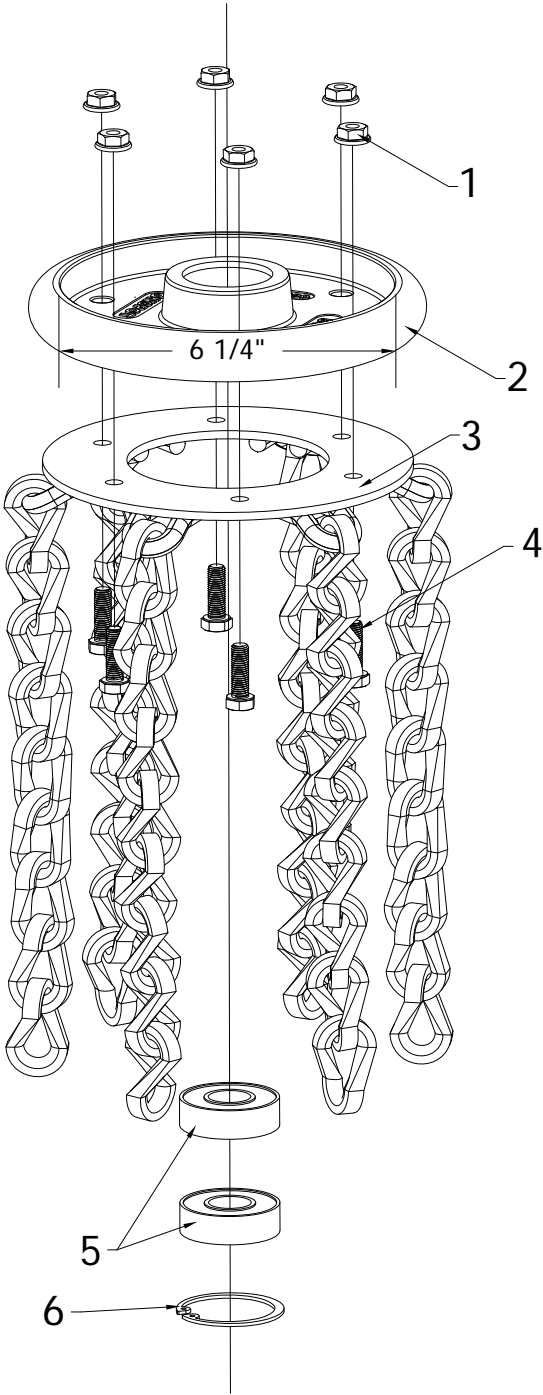


# 0586-D Factory Air Kit



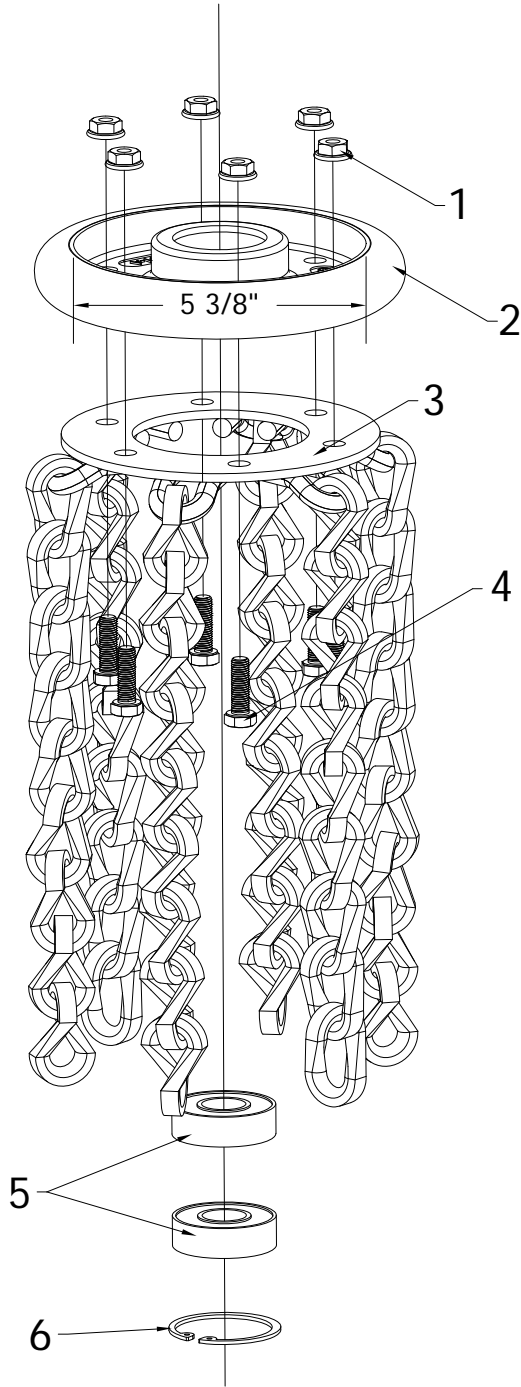


# 0925-AR-9 190mm Chain Wheel





# 1392-AR-9 170mm Chain Wheel

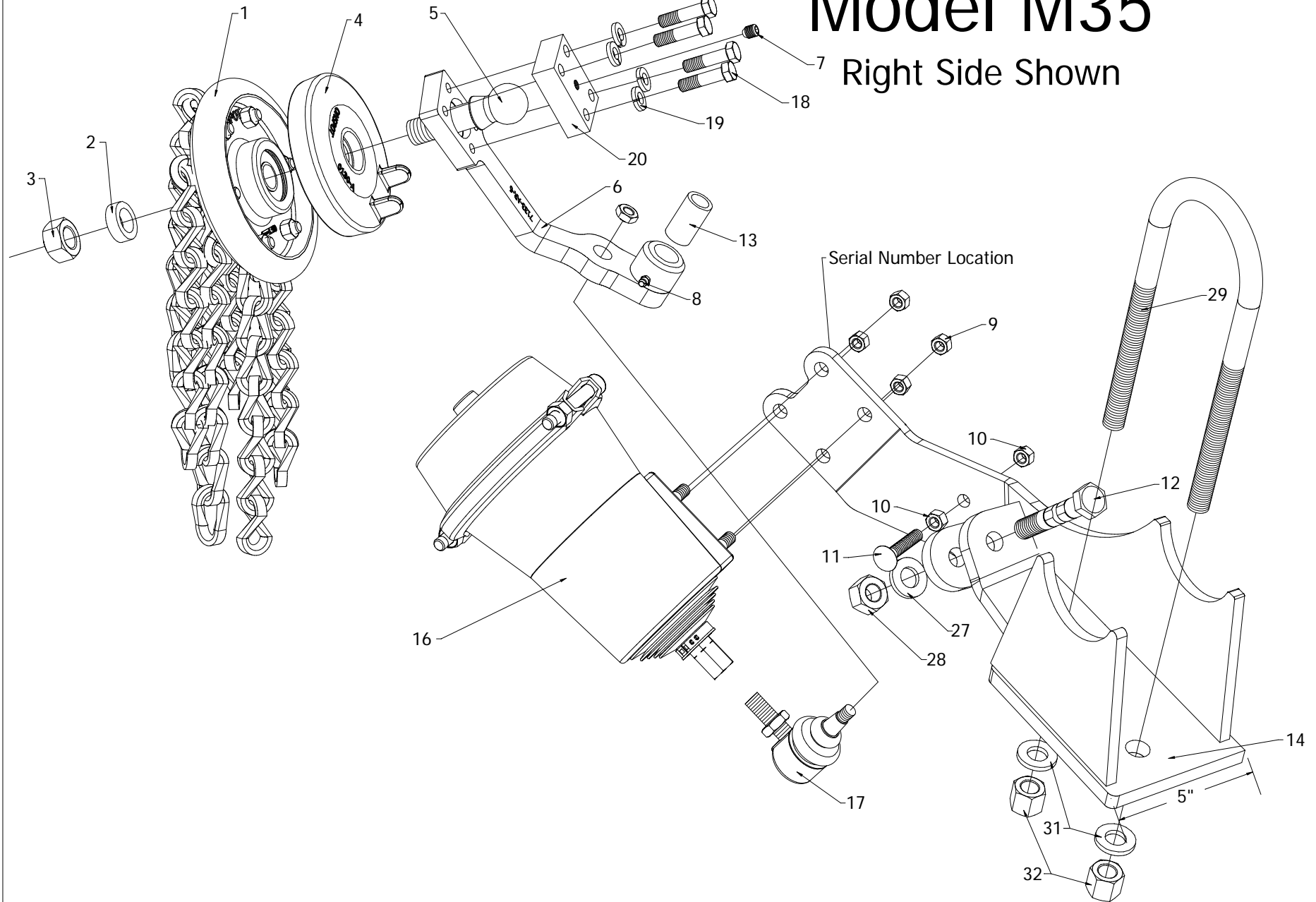


Ref. No.	Part Number	Description
1	46991	5/16-24 Flanged Nut (6 per Chainwheel)
2	1331-A	Chainwheel without Chains (ships with Bearings Ref 5 and Snap Ring Ref 6 installed)
3	1329-AR-9	Chainplate for Right Side w/9 Links of Chain
	1329-AL-9	Chainplate for Left Side w/9 Links of Chain
4	39329	5/16-24 x 1" Chainplate Bolt (6 per Chainwheel)
5	5024-A	Bearing (2 per Chainwheel) (Repair Kit Available, Shown Below)
6	5026-A	Snap Ring
	1329-AR-9	Chainplate for Right Side w/9 Links of Chain
	1329-AL-9	Chainplate for Left Side w/9 Links of Chain
	1329-AR-8	Chainplate for Right Side w/8 Links of Chain
	1329-AL-8	Chainplate for Left Side w/8 Links of Chain
	1329-AR-7	Chainplate for Right Side w/7 Links of Chain
	1329-AL-7	Chainplate for Left Side w/7 Links of Chain
	1392-AR-9	Complete Chainwheel for Right Side w/9 Links of Chain
	1392-AL-9	Complete Chainwheel for Left Side w/9 Links of Chain
	1392-AR-8	Complete Chainwheel for Right Side w/8 Links of Chain
	1392-AL-8	Complete Chainwheel for Left Side w/8 Links of Chain
	1392-AR-7	Complete Chainwheel for Right Side w/7 Links of Chain
	1392-AL-7	Complete Chainwheel for Left Side w/7 Links of Chain
		Chainwheel Bearing Kit includes
	5563-A	(2) 5024-A Bearing
		(1) 5026-A Snap Ring

**NOTE:** 1331-A Chainwheel ships with 6 each Bolt Ref 4 and Nut Ref 1  
 1392-AR-9 And AL-9 Chainplates ship with 6 each Bolt Ref 4 and Nut Ref 1  
 1392-AR-8 And AL-8 Chainplates ship with 6 each Bolt Ref 4 and Nut Ref 1  
 1392-AR-7 And AL-7 Chainplates ship with 6 each Bolt Ref 4 and Nut Ref 1

# Model M35

Right Side Shown





AUTOMATIC TIRE CHAINS

Model M-35

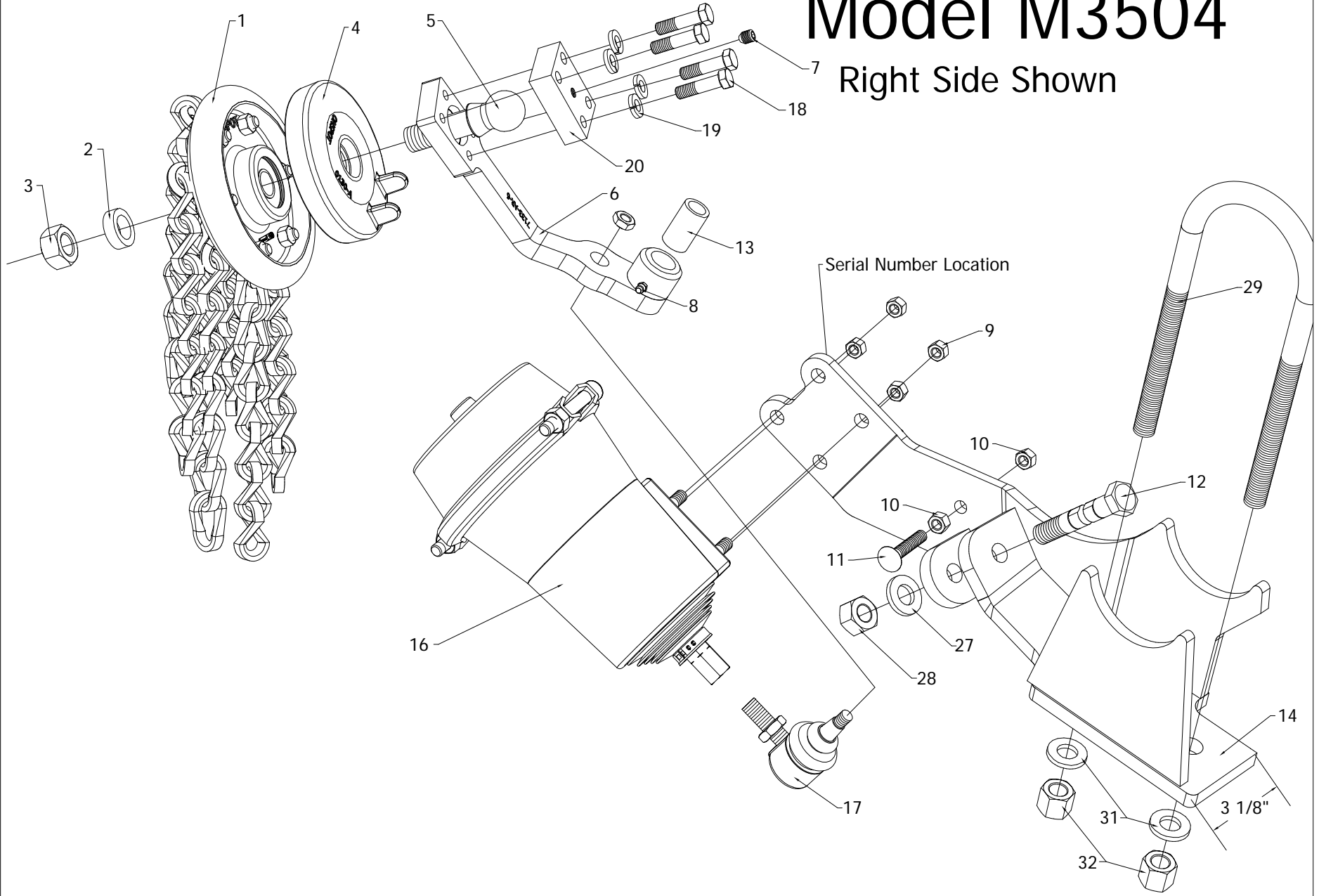
Ref. No.	Part Number	Description
1	1392-AR-7	Complete Chainwheel Right Side (See Page 140 for Chainwheel Components)
	1392-AL-7	Complete Chainwheel Left Side
4	0130-A	Chainwheel Helmet
2	0450-A	Chainwheel Spacer
3	5211-A	M20 x 2.5 Chainwheel Bolt Nut
5	5262-A	M20 x 2.5 x 2 1/4" Adjustable Chainwheel Bolt
6	7133-AR-6	Arm for Right Side
	7133-AL-6	Arm for Left Side
7	1078-A	3/8-24 x 1/2" Set Screw
8	1026-A	1/4-28 Zinc Fitting
9	41755	M10 x 1.5 Nylock Nut
10	31203	3/8-16 Nut
11	21821	3/8-16 x 2" Carriage Bolt as Stop Bolt
12	1075-A	5/8-11 Arm Bolt
13	5489-A	Brass Sleeve 5/8" ID x 7/8" OD x 1 1/2" Long
14	7353-AR	Cylinder Bracket Right Side
	7353-AL	Cylinder Bracket Left Side
16	1037-A	Complete Cylinder ( See Page 150 for Cylinder Components)
17	1005-A	Angle Joint
18	39056	3/8-16 x 1 1/2" Adjustable Arm Retainer Capscrew
19	39727	3/8" Adjustable Arm Lock Washer
20	7132-B	Retainer for Adjustable Arm Bolt
27	39707-A	5/8" Flat Washer
28	36786-A	5/8-11 Grip Nut
29	583595RT22	5/8-18 x 3 1/2 x 9 1/2" Leg Round Top U-Bolt
31	580057	5/8" U-bolt Washer
32	580058	5/8" U-bolt Nut
	M-35-AR	Complete Right Side Assembly without Chainwheel and Helmet
	M-35-AL	Complete Left Side Assembly without Chainwheel and Helmet
		Chainwheel Bolt Kit Includes
	5568-A	(1) 5262-A M20 x 2.5 x 2 1/4" Adjustable Chainwheel Bolt
		(1) 0450-A Chainwheel Spacer
		(1) 5211-A M20 x 2.5 Chainwheel Bolt Nut
		Arm Sleeve Kit Includes
	5567-B	(1) 1075-A Arm Bolt 3 1/4" Length
		(1) 5489-A Brass Sleeve 5/8" ID x 7/8" OD x 1 1/2" Long
		(1) 39707-A 5/8" Flat Washer
		(1) 36786-A 5/8-11 Grip Nut

NOTE: Right (Passenger) side and Left (Driver) side part numbers apply for chains mounted forward of axle.



# Model M3504

Right Side Shown





AUTOMATIC TIRE CHAINS

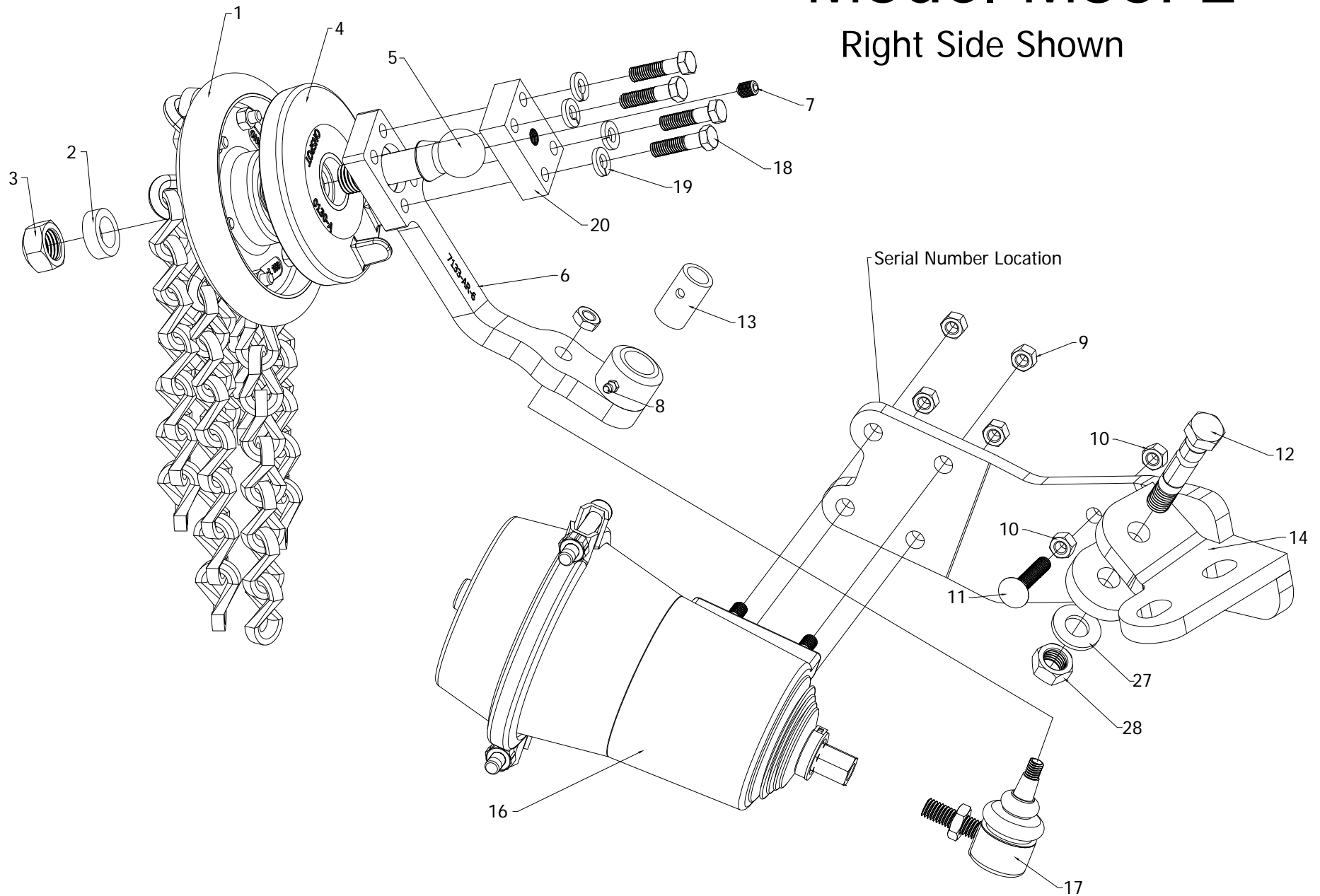
Model M-3504

Ref. No.	Part Number	Description
1	1392-AR-7	Complete Chainwheel Right Side (See Page 140 for Chainwheel Components)
	1392-AL-7	Complete Chainwheel Left Side
4	0130-A	Chainwheel Helmet
2	0450-A	Chainwheel Spacer
3	5211-A	M20 x 2.5 Chainwheel Bolt Nut
5	5262-A	M20 x 2.5 x 2 1/4" Adjustable Chainwheel Bolt
6	7133-AR-6	Arm for Right Side
	7133-AL-6	Arm for Left Side
7	1078-A	3/8-24 x 1/2" Set Screw
8	1026-A	1/4-28 Zinc Fitting
9	41755	M10 x 1.5 Nylock Nut
10	31203	3/8-16 Jam Nut
11	21821	3/8-16 x 2 Carriage Bolt as Stop Bolt
12	1075-A	5/8-11 Arm Bolt
13	5489-A	Brass Sleeve 5/8" ID x 7/8" OD x 1 1/2" Long
14	7354-AR	Cylinder Bracket Right Side
	7354-AL	Cylinder Bracket Left Side
16	1037-A	Complete Cylinder ( See Page 150 for Cylinder Components)
17	1005-A	Angle Joint
18	39056	3/8-16 x 1 1/2" Adjustable Arm Retainer Capscrew
19	39727	3/8" Adjustable Arm Lock Washer
20	7132-B	Retainer for Adjustable Arm Bolt
27	39707-A	5/8" Flat Washer
28	36786-A	5/8-11 Grip Nut
29	583595RT22	5/8-18 x 3 1/2 x 9 1/2" Leg Round Top U-Bolt
31	580057	5/8" U-bolt Washer
32	580058	5/8" U-bolt Nut
	M-3504-AR	Complete Right Side Assembly without Chainwheel and Helmet
	M-3504-AL	Complete Left Side Assembly without Chainwheel and Helmet
		Chainwheel Bolt Kit Includes
	5568-A	(1) 5262-A M20 x 2.5 x 2 1/4" Adjustable Chainwheel Bolt
		(1) 0450-A Chainwheel Spacer
		(1) 5211-A M20 x 2.5 Chainwheel Bolt Nut
		Arm Sleeve Kit Includes
	5567-B	(1) 1075-A Arm Bolt 3 1/4" Length
		(1) 5489-A Brass Sleeve 5/8" ID x 7/8" OD x 1 1/2" Long
		(1) 39707-A 5/8" Flat Washer
		(1) 36786-A 5/8-11 Grip Nut

NOTE: Right (Passenger) side and Left (Driver) side part numbers apply for chains mounted forward of axle.

# Model M35P2

Right Side Shown





AUTOMATIC TIRE CHAINS

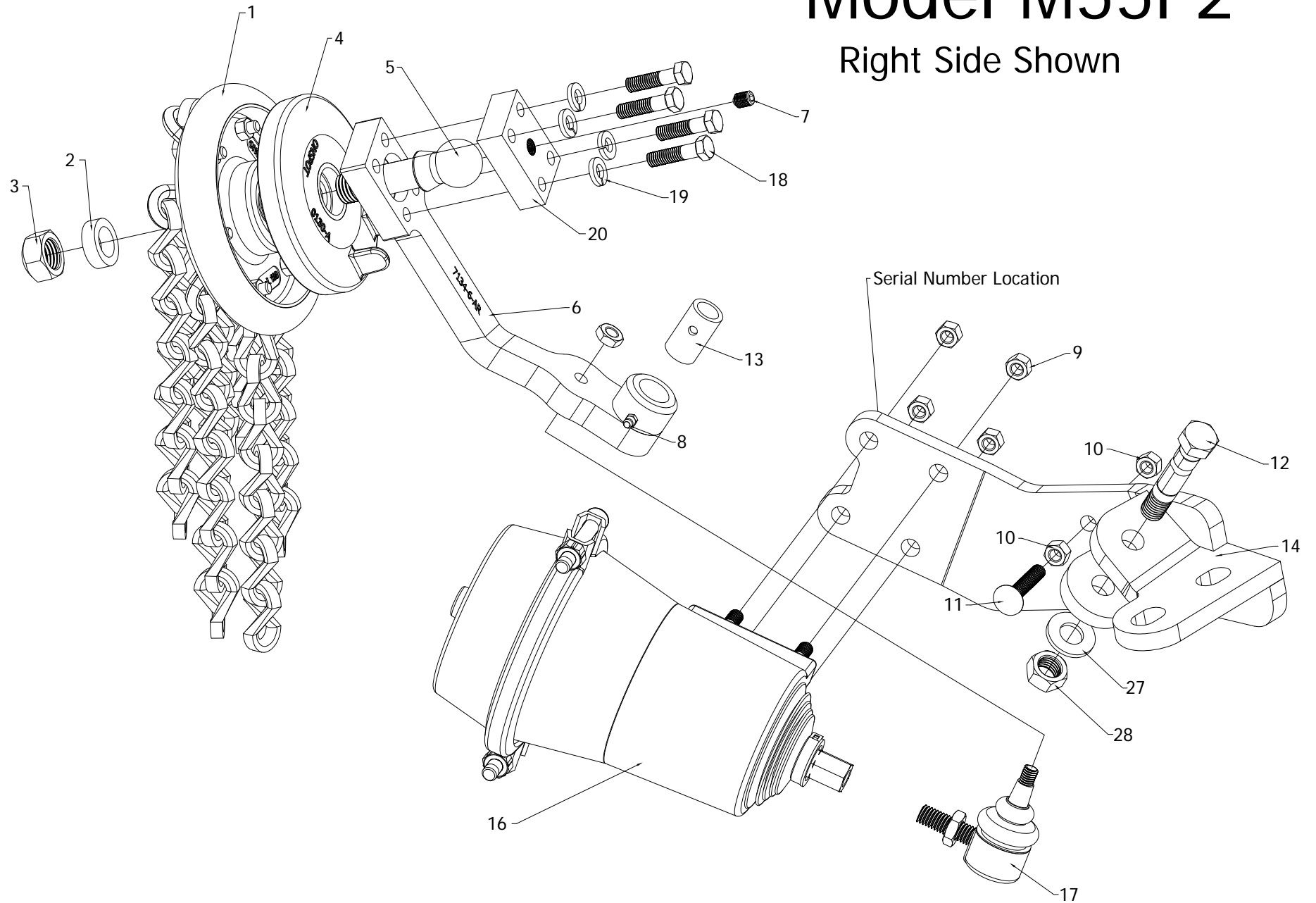
Model M35P2

Ref. No.	Part Number	Description
1	1392-AR-7	Complete Chainwheel Right Side (See Page 140 for Chainwheel Components)
	1392-AL-7	Complete Chainwheel Left Side
4	0130-A	Chainwheel Helmet
2	0450-A	Chainwheel Spacer
3	5211-A	M20 x 2.5 Chainwheel Bolt Nut
5	5262-A	M20 x 2.5 x 2 3/8" Adjustable Chainwheel Bolt
6	7133-AR-6	Arm for Right Side (Ships with items 5, 7, 8, 13, 18, 19, and 20)
	7133-AL-6	Arm for Left Side (Ships with items 5, 7, 8, 13, 18, 19, and 20)
7	1078-A	3/8-24 x 1/2" Set Screw
8	1026-A	1/4-28 Zirc Fitting
9	41755	M10 x 1.5 Nylock Nut
10	31203	3/8-16 Nut
11	21821	3/8-16 x 2" Carriage Bolt as Stop Bolt
12	1075-A	5/8-11 Arm Bolt
13	5489-A	Brass Sleeve 5/8" ID x 7/8" OD x 1 1/2" Long
14	7355-AR	Cylinder Bracket Right Side
	7355-AL	Cylinder Bracket Left Side
16	1037-A	Complete Cylinder (See Page 150 for Cylinder Components)
17	1005-A	Angle Joint
18	39056	3/8-16 x 1 1/2" Adjustable Arm Retainer Capscrew
19	39727	3/8" Adjustable Arm Lock Washer
20	7132-B	Retainer for Adjustable Arm Bolt
27	39707-A	5/8" Flat Washer
28	36786-A	5/8-11 Grip Nut
	M35P2-AR	Complete Right Side Assembly without Chainwheel and Helmet
	M35P2-AL	Complete Left Side Assembly without Chainwheel and Helmet
		Chainwheel Bolt Kit Includes
	5568-A	(1) 5262-A M20 x 2.5 x 2 3/8" Adjustable Chainwheel Bolt
		(1) 0450-A Chainwheel Spacer
		(1) 5211-A M20 x 2.5 Chainwheel Bolt Nut
		Arm Sleeve Kit Includes
	5567-B	(1) 1075-A Arm Bolt 3 1/2" Length
		(1) 5489-A Brass Sleeve 5/8" ID x 7/8" OD x 1 1/2" Long
		(1) 39707-A 5/8" Flat Washer
		(1) 36786-A 5/8-11 Grip Nut

NOTE: Right (Passenger) side and Left (Driver) side part numbers apply for chains mounted forward of axle.

# Model M55P2

Right Side Shown





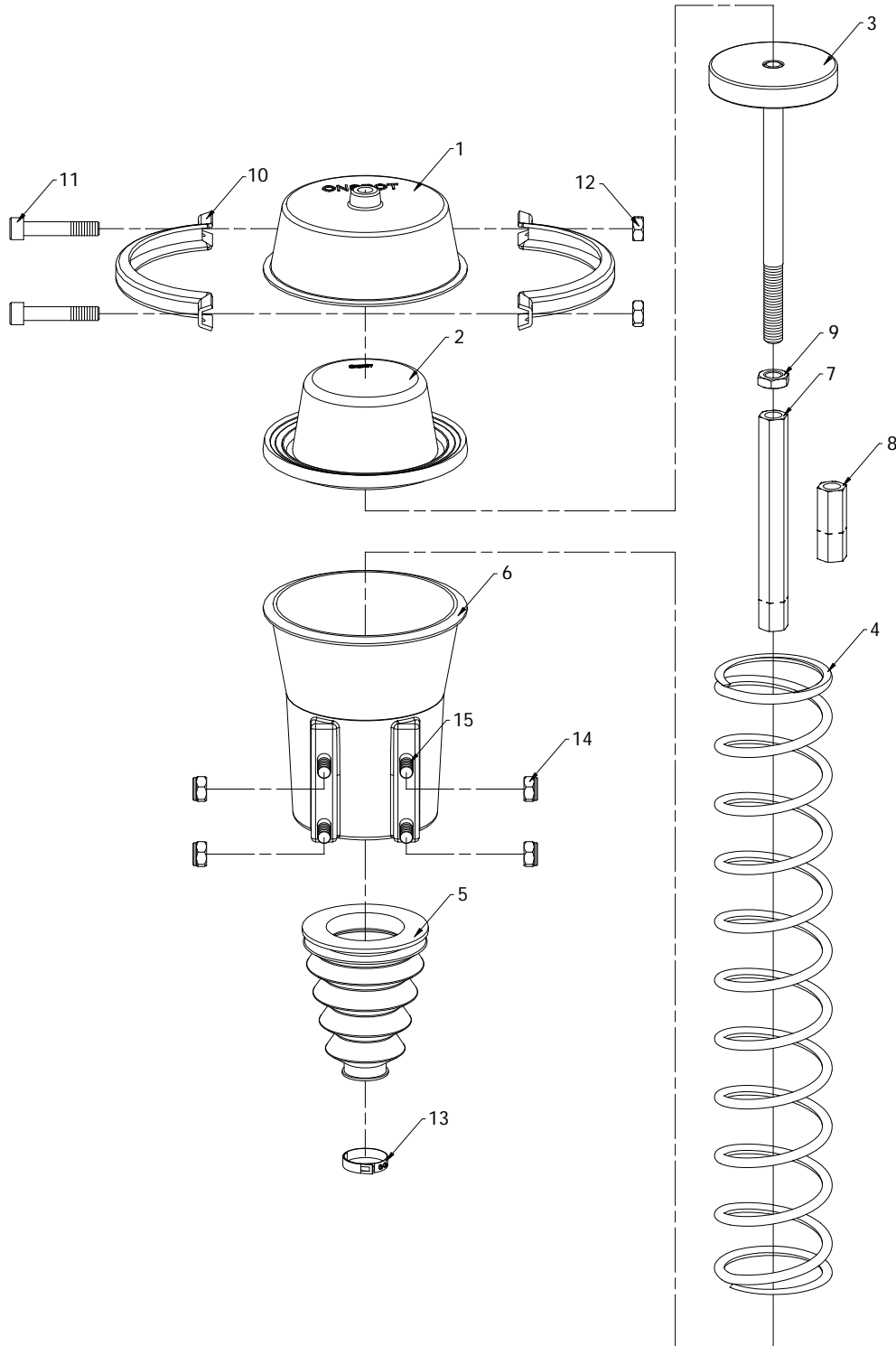
AUTOMATIC TIRE CHAINS

Model M55P2

Ref. No.	Part Number	Description
1	1392-AR-7	Complete Chainwheel Right Side (See Page 140 for Chainwheel Components)
	1392-AL-7	Complete Chainwheel Left Side
4	0130-A	Chainwheel Helmet
2	0450-A	Chainwheel Spacer
3	5211-A	M20 x 2.5 Chainwheel Bolt Nut
5	5262-A	M20 x 2.5 x 2 3/8" Adjustable Chainwheel Bolt
6	7134-AR-6	Arm for Right Side (Ships with items 5, 7, 8, 13, 18, 19, and 20)
	7134-AL-6	Arm for Left Side (Ships with items 5, 7, 8, 13, 18, 19, and 20)
7	1078-A	3/8-24 x 1/2" Set Screw
8	1026-A	1/4-28 Zirc Fitting
9	41755	M10 x 1.5 Nylock Nut
10	31203	3/8-16 Nut
11	21821	3/8-16 x 2" Carriage Bolt as Stop Bolt
12	1075-A	5/8-11 Arm Bolt
13	5489-A	Brass Sleeve 5/8" ID x 7/8" OD x 1 1/2" Long
14	7355-AR	Cylinder Bracket Right Side
	7355-AL	Cylinder Bracket Left Side
16	1037-A	Complete Cylinder (See Page 150 for Cylinder Components)
17	1005-A	Angle Joint
18	39056	3/8-16 x 1 1/2" Adjustable Arm Retainer Capscrew
19	39727	3/8" Adjustable Arm Lock Washer
20	7132-B	Retainer for Adjustable Arm Bolt
27	39707-A	5/8" Flat Washer
28	36786-A	5/8-11 Grip Nut
	M55P2-AR	Complete Right Side Assembly without Chainwheel and Helmet
	M55P2-AL	Complete Left Side Assembly without Chainwheel and Helmet
		Chainwheel Bolt Kit Includes
	5568-A	(1) 5262-A M20 x 2.5 x 2 3/8" Adjustable Chainwheel Bolt
		(1) 0450-A Chainwheel Spacer
		(1) 5211-A M20 x 2.5 Chainwheel Bolt Nut
		Arm Sleeve Kit Includes
	5567-B	(1) 1075-A Arm Bolt 3 1/2" Length
		(1) 5489-A Brass Sleeve 5/8" ID x 7/8" OD x 1 1/2" Long
		(1) 39707-A 5/8" Flat Washer
		(1) 36786-A 5/8-11 Grip Nut

NOTE: Right (Passenger) side and Left (Driver) side part numbers apply for chains mounted forward of axle.

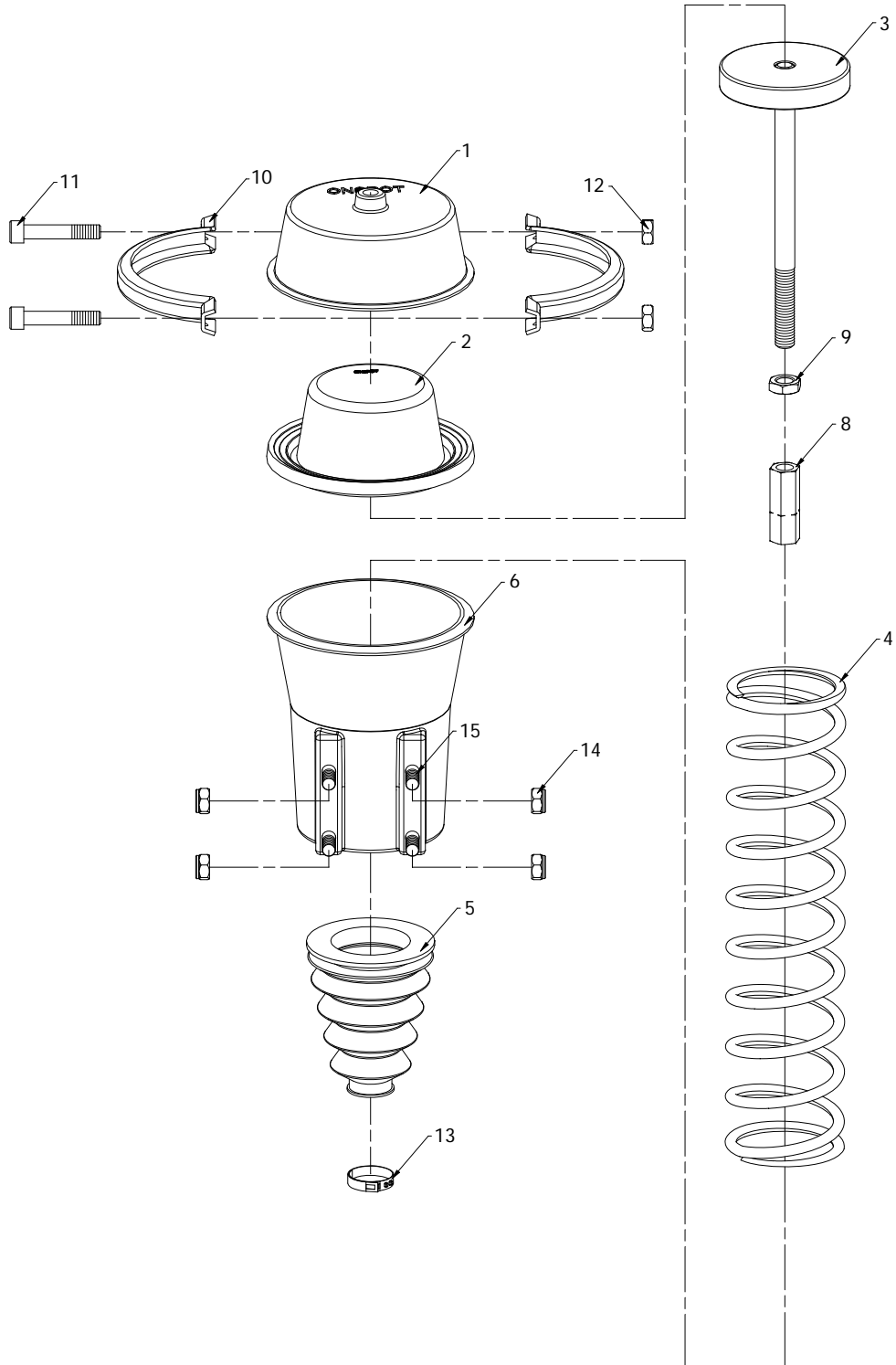
# 1037-5#B Cylinder





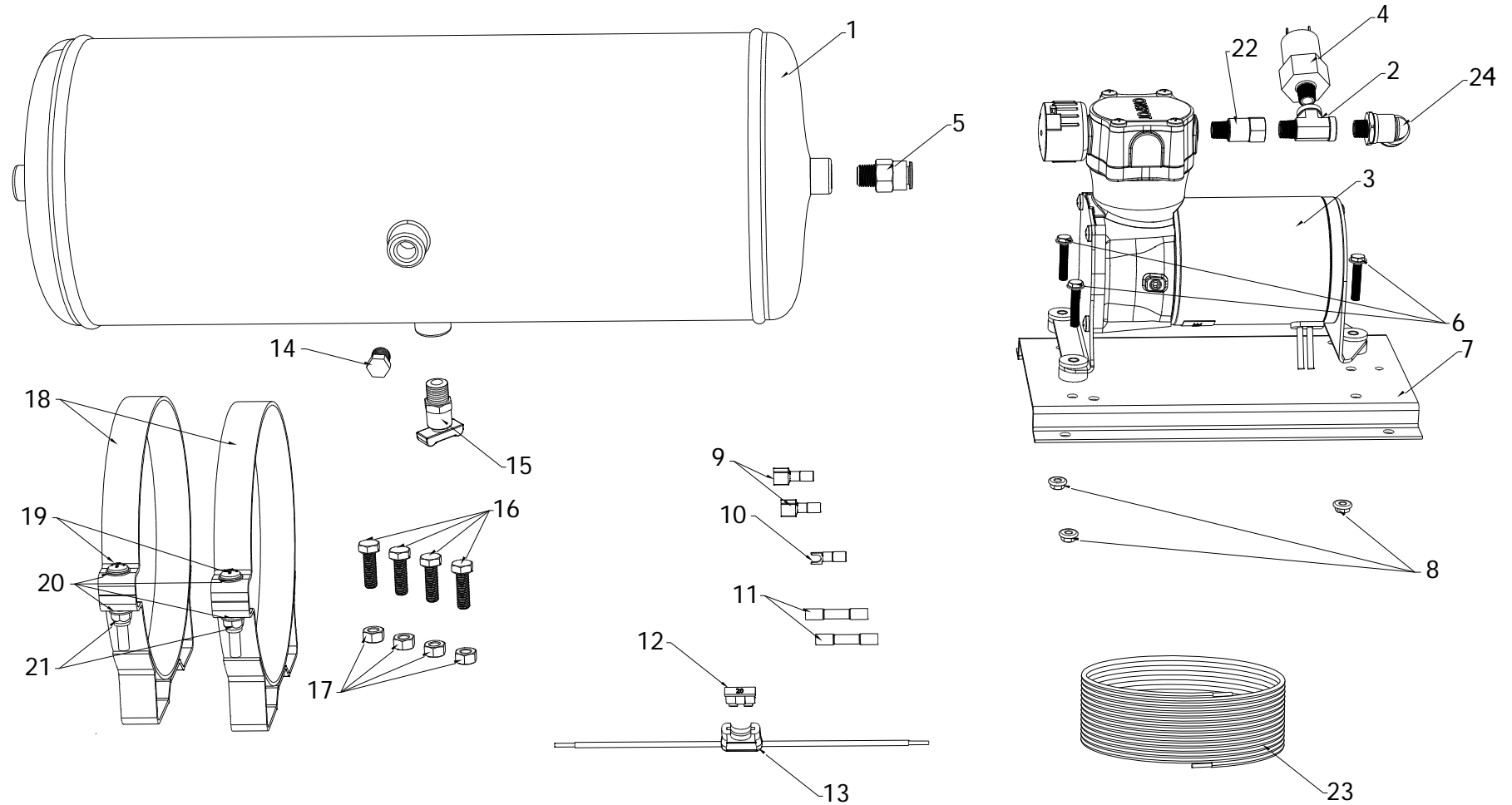


# 1037-C Cylinder





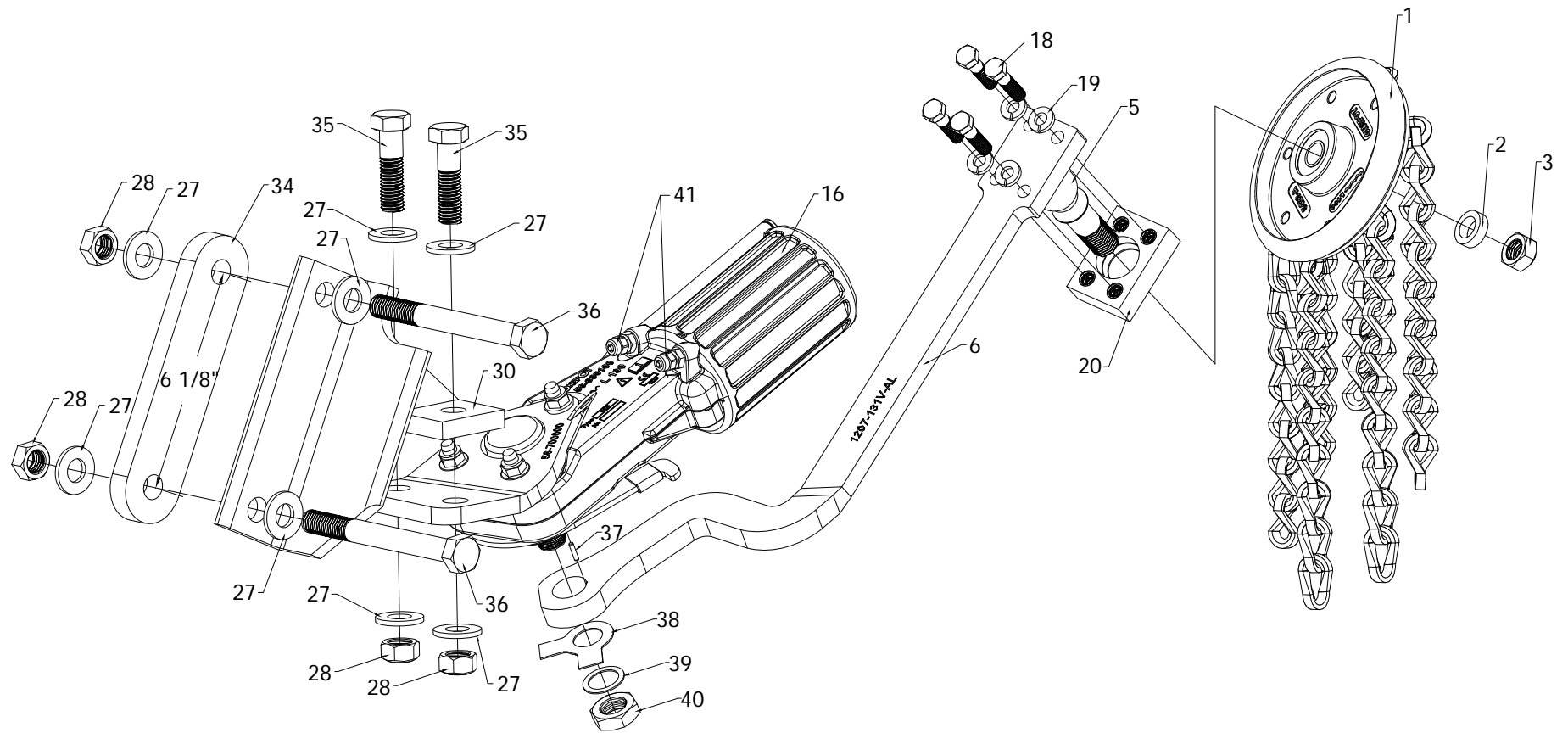
# 9503 Air Compressor Kit





# Model 016

Left Side Shown





AUTOMATIC TIRE CHAINS

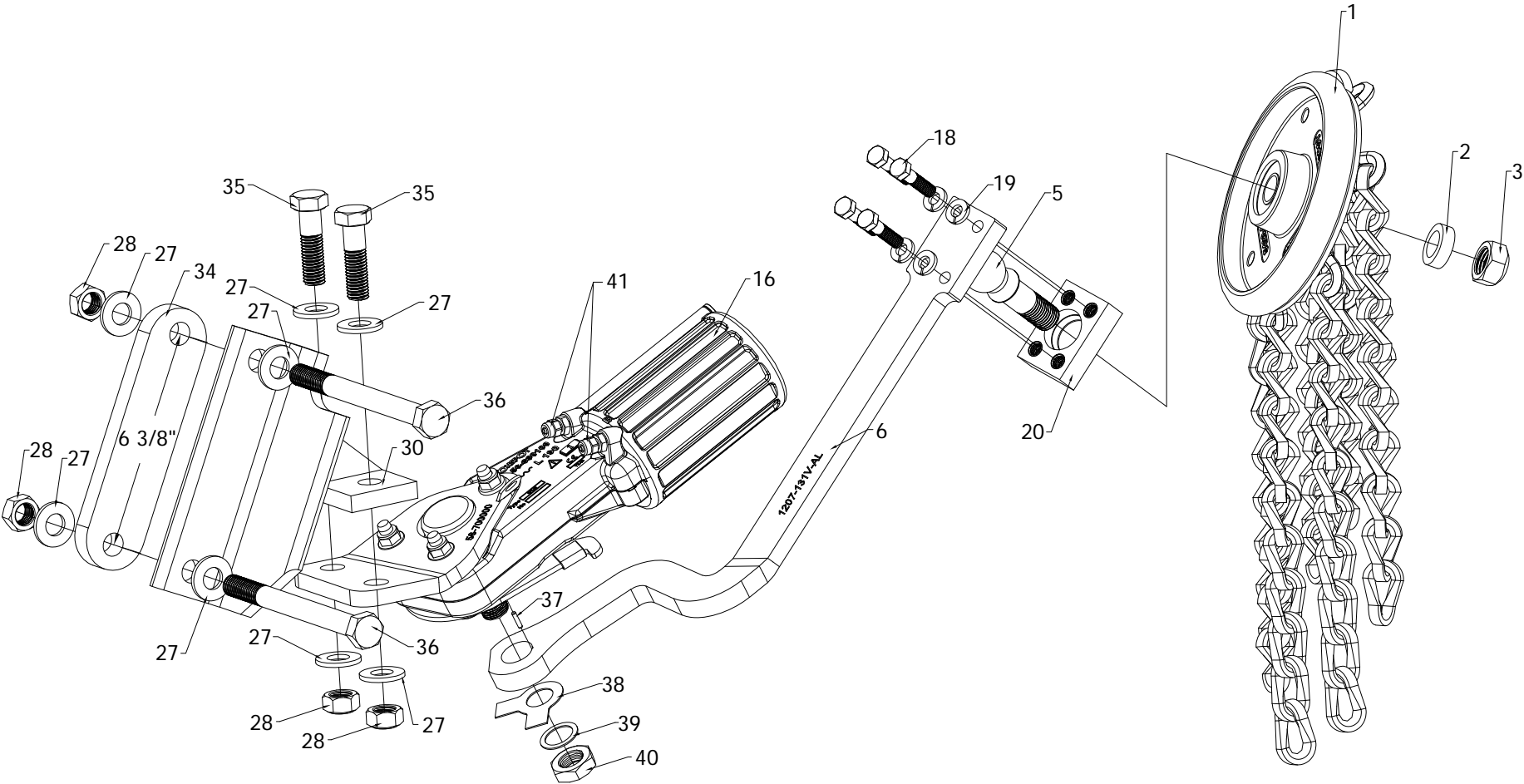
Model 016

Ref. No.	Part Number	Description
	0925-AR-9	Complete Chainwheel Right Side (See Page 138 for Chainwheel Components)
1	0925-AL-9	Complete Chainwheel Left Side
2	0450-A	Chainwheel Spacer
3	5211-A	M20 x 2.5 Chainwheel Bolt Nut
5	5262-A	M20 x 2.5 x 2 1/4" Adjustable Chainwheel Bolt
	1207-131V-AR	Arm for Right Side
6	1207-131V-AL	Arm for Left Side
16	56-700600	Model 016 Chain Assembly for Left Side without Arm and Chainwheel
	56-700601	Model 016 Chain Assembly for Right Side without Arm and Chainwheel
18	39056	3/8-16 x 1 1/2" Adjustable Arm Retainer Capscrew
19	39727	3/8" Adjustable Arm Lock Washer
20	7131-A	Receiver for Adjustable Arm Bolt
27	39707-A	5/8" Flat Washer
28	36786-A	5/8-11 Grip Nut
30	1202-AL	Mounting Bracket (Left Front, Includes Hardware)
	1202-AR	Mounting Bracket (Right Front, Includes Hardware)
34	1203-A	Mounting Bar
35	39150	5/8-11 x 2 1/4" Capscrew
36	39161	5/8-11 x 6" Capscrew
37	1290	M3 X 14 Dowel Pin
38	37-139500	Arm Nut Lock
39	37-139700	Washer
40	1291	20mm-1.5 Jam Nut
41	9395	Hose Connector Set
		Chainwheel Bolt Kit Includes
	5568-A	(1) 5262-A M20 x 2.5 x 2 1/4" Adjustable Chainwheel Bolt
		(1) 0450-A Chainwheel Spacer
		(1) 5211-A M20 x 2.5 Chainwheel Bolt Nut

NOTE: Right (Passenger) side and Left (Driver) side part numbers apply for chains mounted forward of axle.

# Model 016-131

Left Side Shown





AUTOMATIC TIRE CHAINS

Model 016-131

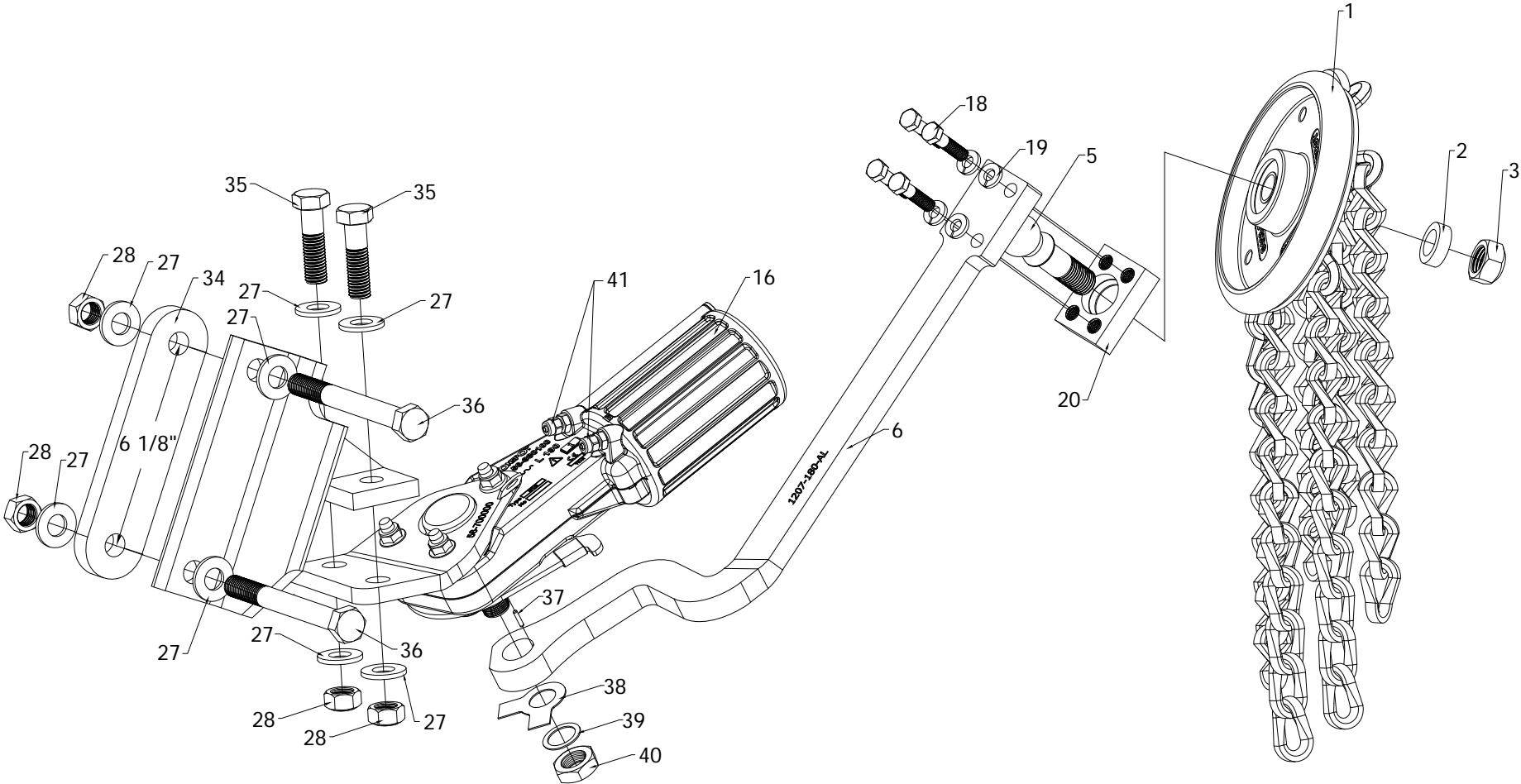
Ref. No.	Part Number	Description
	0925-AR-9	Complete Chainwheel Right Side (See Page 138 for Chainwheel Components)
1	0925-AL-9	Complete Chainwheel Left Side
2	0450-A	Chainwheel Spacer
3	5211-A	M20 x 2.5 Chainwheel Bolt Nut
5	5262-A	M20 x 2.5 x 2 1/4" Adjustable Chainwheel Bolt
	1207-131V-AR	Arm for Right Side
6	1207-131V-AL	Arm for Left Side
16	56-700600	Model 016 Chain Assembly for Left Side without Arm and Chainwheel
	56-700601	Model 016 Chain Assembly for Right Side without Arm and Chainwheel
18	39056	3/8-16 x 1 1/2" Adjustable Arm Retainer Capscrew
19	39727	3/8" Adjustable Arm Lock Washer
20	7131-A	Receiver for Adjustable Arm Bolt
27	39707-A	5/8" Flat Washer
28	36786-A	5/8-11 Grip Nut
30	1202-131-AL	Mounting Bracket (Left Front, Includes Hardware)
	1202-131-AR	Mounting Bracket (Right Front, Includes Hardware)
34	1203-131-A	Mounting Bar
35	39150	5/8-11 x 2 1/4" Capscrew
36	39163	5/8-11 x 7" Capscrew
37	1290	M3 X 14 Dowel Pin
38	37-139500	Arm Nut Lock
39	37-139700	Washer
40	1291	20mm-1.5 Jam Nut
41	9395	Hose Connector Set
		Chainwheel Bolt Kit Includes
	5568-A	(1) 5262-A M20 x 2.5 x 2 1/4" Adjustable Chainwheel Bolt
		(1) 0450-A Chainwheel Spacer
		(1) 5211-A M20 x 2.5 Chainwheel Bolt Nut

NOTE: Right (Passenger) side and Left (Driver) side part numbers apply for chains mounted forward of axle.



# Model 016-180

Left Side Shown





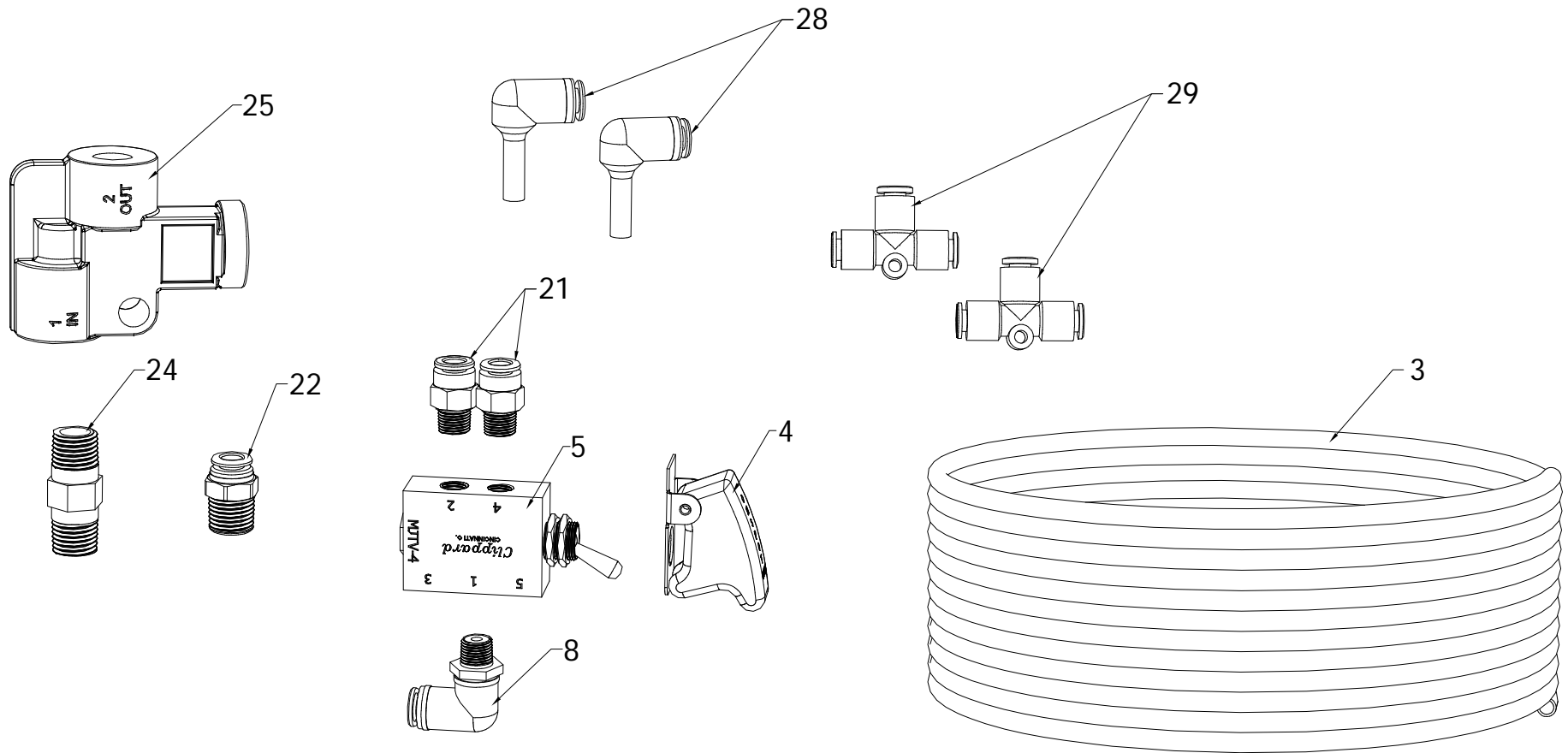
AUTOMATIC TIRE CHAINS

Model 016-180

Ref. No.	Part Number	Description
	0925-AR-9	Complete Chainwheel Right Side (See Page 138 for Chainwheel Components)
1	0925-AL-9	Complete Chainwheel Left Side
2	0450-A	Chainwheel Spacer
3	5211-A	M20 x 2.5 Chainwheel Bolt Nut
5	5262-A	M20 x 2.5 x 2 1/4" Adjustable Chainwheel Bolt
	1207-180V-AR	Arm for Right Side
6	1207-180V-AL	Arm for Left Side
16	56-700600	Model 016 Chain Assembly for Left Side without Arm and Chainwheel
	56-700601	Model 016 Chain Assembly for Right Side without Arm and Chainwheel
18	39056	3/8-16 x 1 1/2" Adjustable Arm Retainer Capscrew
19	39727	3/8" Adjustable Arm Lock Washer
20	7131-A	Receiver for Adjustable Arm Bolt
27	39707-A	5/8" Flat Washer
28	36786-A	5/8-11 Grip Nut
30	1202-AL	Mounting Bracket (Left Front, Includes Hardware)
	1202-AR	Mounting Bracket (Right Front, Includes Hardware)
34	1203-A	Mounting Bar
35	39150	5/8-11 x 2 1/4" Capscrew
36	39161	5/8-11 x 6" Capscrew
37	1290	M3 X 14 Dowel Pin
38	37-139500	Arm Nut Lock
39	37-139700	Washer
40	1291	20mm-1.5 Jam Nut
41	9395	Hose Connector Set
		Chainwheel Bolt Kit Includes
	5568-A	(1) 5262-A M20 x 2.5 x 2 1/4" Adjustable Chainwheel Bolt
		(1) 0450-A Chainwheel Spacer
		(1) 5211-A M20 x 2.5 Chainwheel Bolt Nut

NOTE: Right (Passenger) side and Left (Driver) side part numbers apply for chains mounted forward of axle.

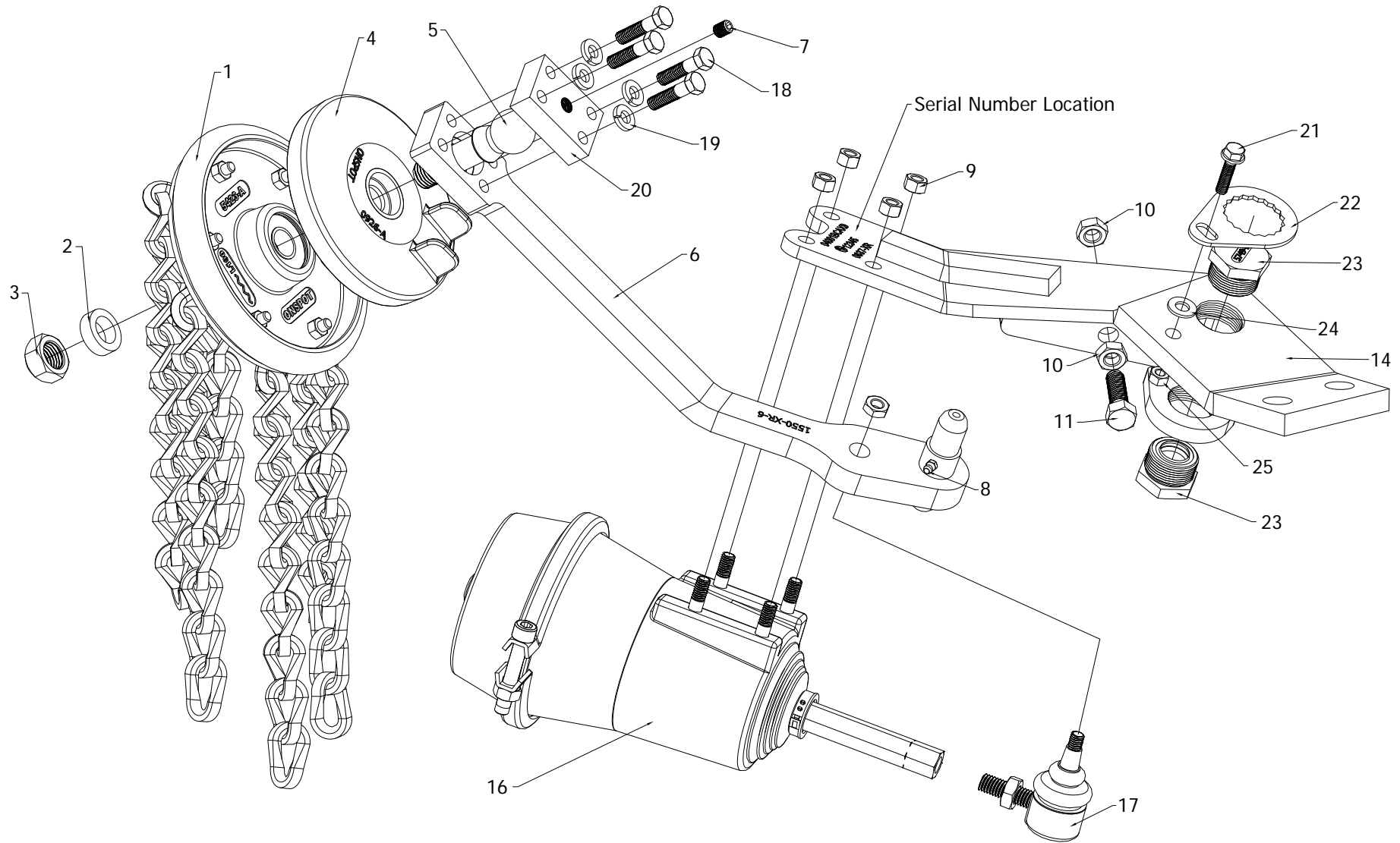
# 0586-V Model 016 Factory Air Kit





# Model 04001BCAX9

Right Side Shown





AUTOMATIC TIRE CHAINS

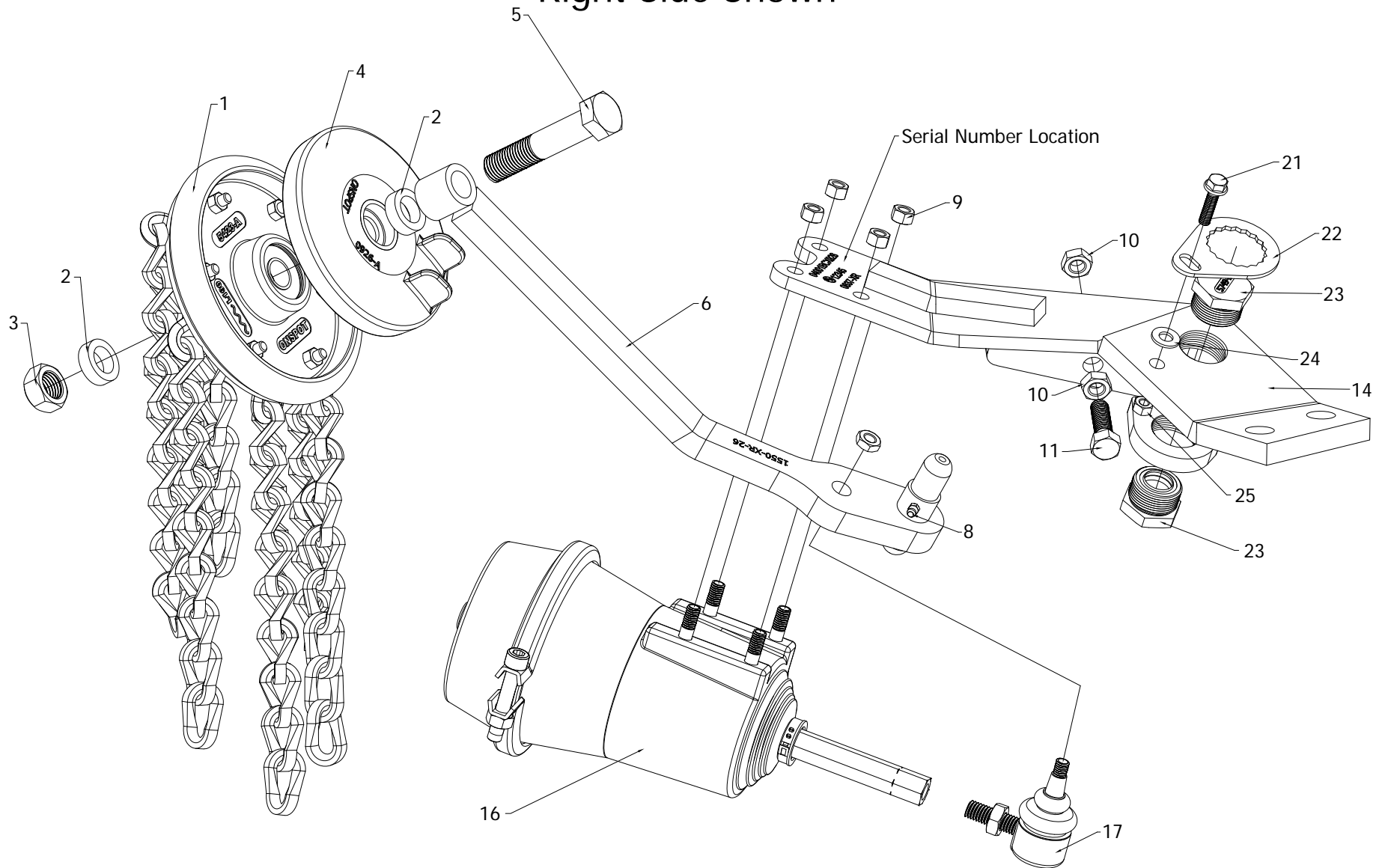
Model 04001BCAX9

Ref. No.	Part Number	Description
1	0925-AR-9	Complete Chainwheel Right Side (See Page 138 for Chainwheel Components)
	0925-AL-9	Complete Chainwheel Left Side
4	0926-A	Chainwheel Helmet
2	0450-A	Chainwheel Spacer
3	5211-A	M20 x 2.5 Chainwheel Bolt Nut
5	5262-A	M20 x 2.5 x 2 3/8" Adjustable Chainwheel Bolt
6	1550-XR-6	Arm for Right Side (Ships with Items 2, 3, 5, 7, 8, 18, 19, and 20)
	1550-XL-6	Arm for Left Side (Ships with Items 2, 3, 5, 7, 8, 18, 19, and 20)
7	1078-A	3/8-24 x 1/2" Set Screw
8	1026-A	1/4-28 Zinc Fitting
9	41755	M10 x 1.5 Nylock Nut
10	36210	1/2-13 Jam Nut
11	13209	1/2-13 x 1 1/2" Bolt as Stop Bolt
14	0637-XR	Cylinder Bracket Right Side (Ships without Brass Caps)
	0637-XL	Cylinder Bracket Left Side
16	1037-B	Complete Cylinder (See Page 150 for Cylinder Components)
17	1005-A	Angle Joint
18	39056	3/8-16 x 1 1/2" Adjustable Arm Retainer Capscrew
19	39727	3/8" Adjustable Arm Lock Washer
20	7132-B	Retainer for Adjustable Arm Bolt
21	19657	5/16-18 x 1 1/4" Serrated Flange Head Bolt
22	5750-A	Brass Cap Holder
23	5749-B	Arm Pivot Brass Cap
24	33815	3/8" Flat Washer
25	37262	5/16-18 Top Lock Nut
	04000BCAX-AR	Complete Right Side Assembly without Chainwheel and Helmet
	04000BCAX-AL	Complete Left Side Assembly without Chainwheel and Helmet
		Chainwheel Bolt Kit Includes
	5568-A	(1) 5262-A M20 x 2.5 x 2 3/8" Adjustable Chainwheel Bolt
		(1) 0450-A Chainwheel Spacer
		(1) 5211-A M20 x 2.5 Chainwheel Bolt Nut
		Hex Brass Cap Holder Kit Includes
	5570-A	(1) 5750-A Brass Cap Holder
		(1) 19657 5/16-18 x 1 1/4" Serrated Flange Head Bolt
		(1) 33815 3/8" Flat Washer
		(1) 37262 5/16-18 Top Lock Nut

NOTE: Right (Passenger) side and Left (Driver) side part numbers apply for chains mounted forward of axle.

# Model 04001BCX926

Right Side Shown





AUTOMATIC TIRE CHAINS

Model 04001BCX926

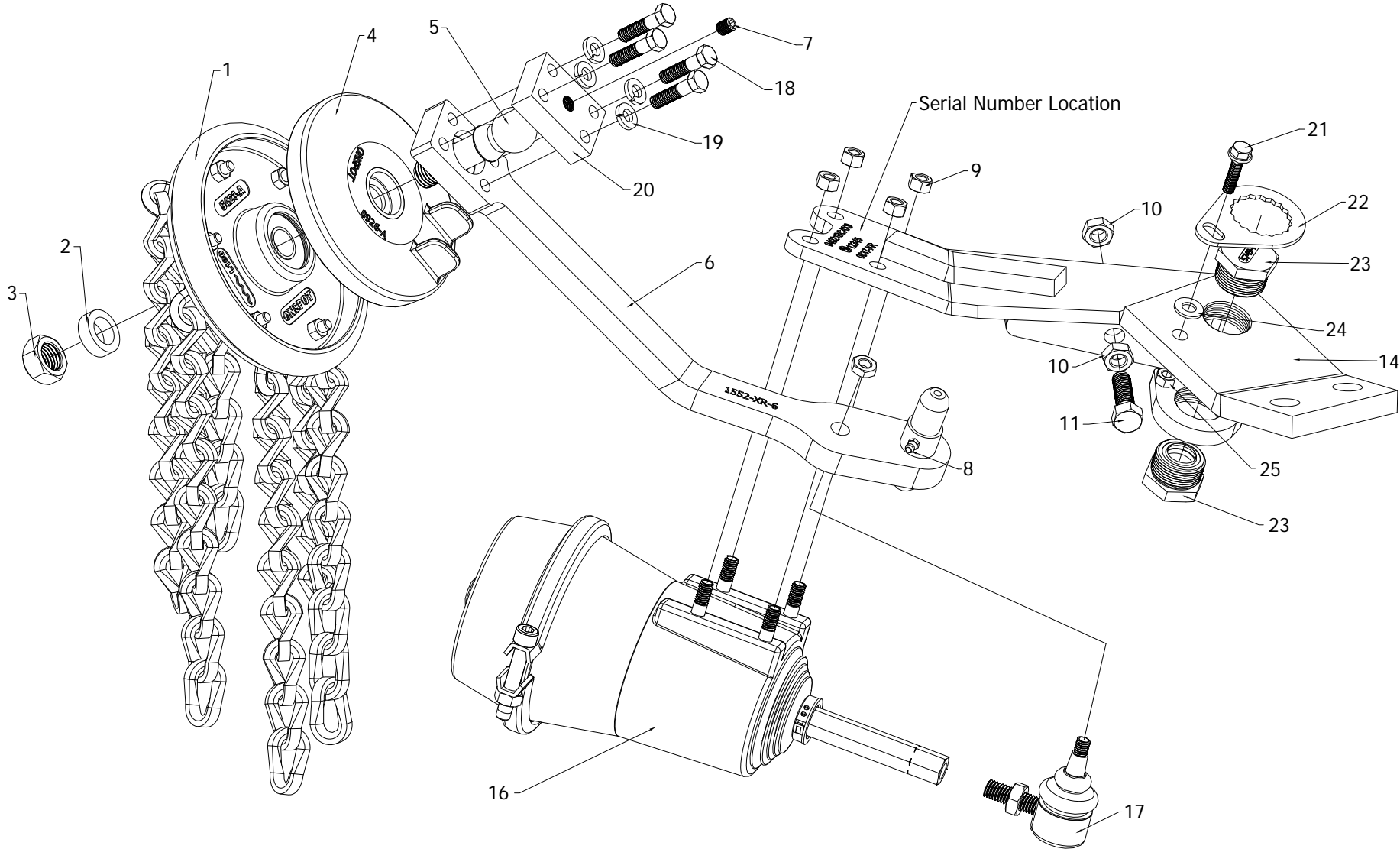
Ref. No.	Part Number	Description
1	0925-AR-9	Complete Chainwheel Right Side (See Page 138 for Chainwheel Components)
	0925-AL-9	Complete Chainwheel Left Side
4	0926-A	Chainwheel Helmet
2	0450-A	Chainwheel Spacer
3	5211-A	M20 x 2.5 Chainwheel Bolt Nut
5	5222-A	M20 x 2.5 x 100mm Chainwheel Bolt
6	1550-XR-26	Arm for Right Side
	1550-XL-26	Arm for Left Side
8	1026-A	1/4-28 Zirc Fitting
9	41755	M10 x 1.5 Nylock Nut
10	36210	1/2-13 Jam Nut
11	13209	1/2-13 x 1 1/2" Bolt as Stop Bolt
14	0637-XR	Cylinder Bracket Right Side (Ships without Brass Caps)
	0637-XL	Cylinder Bracket Left Side
16	1037-B	Complete Cylinder (See Page 150 for Cylinder Components)
17	1005-A	Angle Joint
21	19657	5/16-18 x 1 1/4" Serrated Flange Head Bolt
22	5750-A	Brass Cap Holder
23	5749-B	Arm Pivot Brass Cap
24	33815	3/8" Flat Washer
25	37262	5/16-18 Top Lock Nut
	04000BCX26-AR	Complete Right Side Assembly without Chainwheel and Helmet
	04000BCX26-AL	Complete Left Side Assembly without Chainwheel and Helmet
		Chainwheel Bolt Kit Includes
	5564-A	(1) 5222-A M20 x 2.5 x 100mm Chainwheel Bolt
		(2) 0450-A Chainwheel Spacer
		(1) 5211-A M20 x 2.5 Chainwheel Bolt Nut
		Hex Brass Cap Holder Kit Includes
	5570-A	(1) 5750-A Brass Cap Holder
		(1) 19657 5/16-18 x 1 1/4" Serrated Flange Head Bolt
		(1) 33815 3/8" Flat Washer
		(1) 37262 5/16-18 Top Lock Nut

NOTE: Right (Passenger) side and Left (Driver) side part numbers apply for chains mounted forward of axle.



# Model 04021BCAX9

Right Side Shown





AUTOMATIC TIRE CHAINS

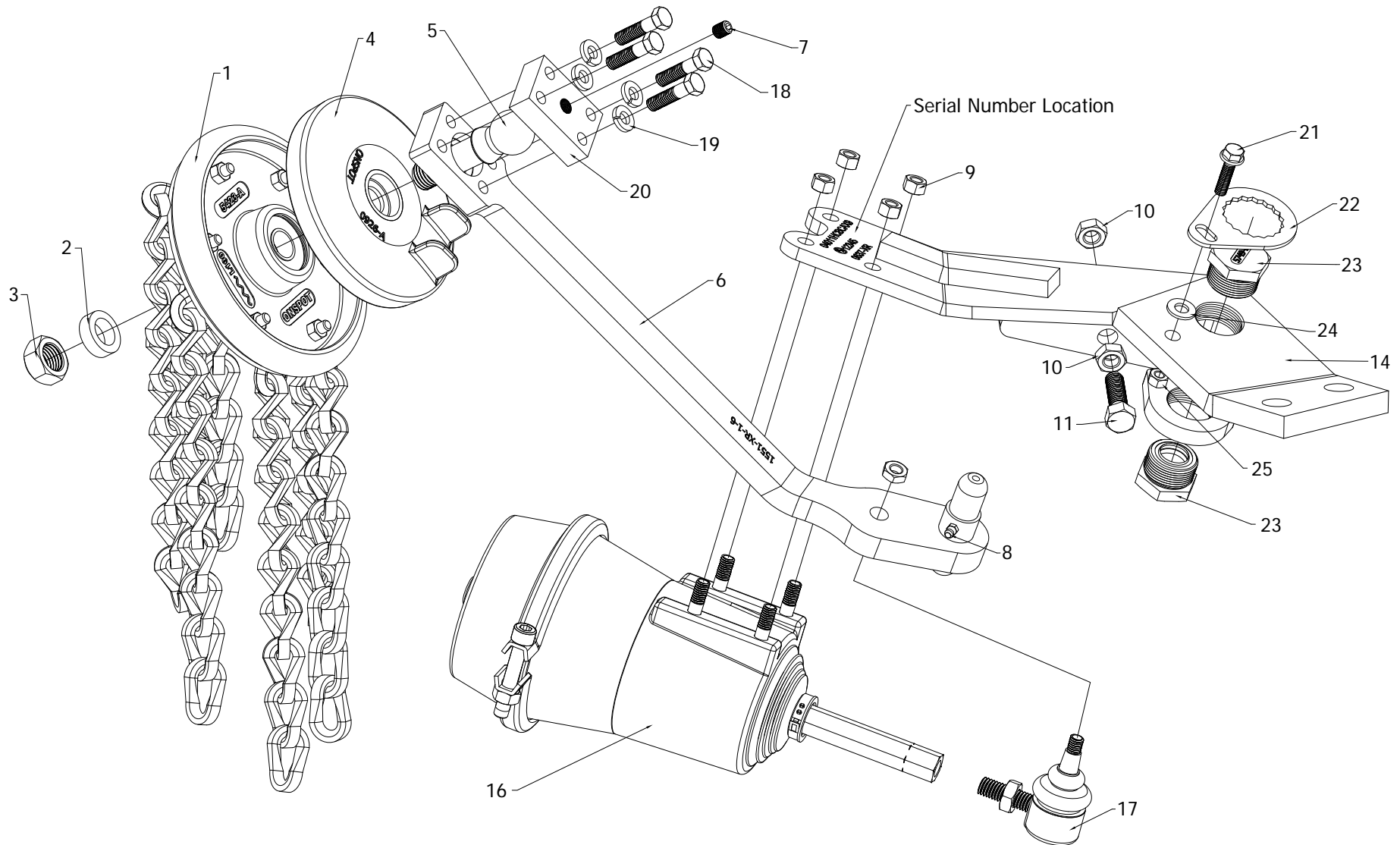
Model 04021BCAX9

Ref. No.	Part Number	Description
1	0925-AR-9	Complete Chainwheel Right Side (See Page 138 for Chainwheel Components)
	0925-AL-9	Complete Chainwheel Left Side
4	0926-A	Chainwheel Helmet
2	0450-A	Chainwheel Spacer
3	5211-A	M20 x 2.5 Chainwheel Bolt Nut
5	5262-A	M20 x 2.5 x 2 3/8" Adjustable Chainwheel Bolt
6	1552-XR-6	Arm for Right Side (Ships with Items 2, 3, 5, 7, 8, 18, 19, and 20)
	1552-XL-6	Arm for Left Side (Ships with Items 2, 3, 5, 7, 8, 18, 19, and 20)
7	1078-A	3/8-46 x 1/2" Set Screw
8	1026-A	1/4-28 Zinc Fitting
9	41755	M10 x 1.5 Nylock Nut
10	36210	1/2-13 Jam Nut
11	13209	1/2-13 x 1 1/2" Bolt as Stop Bolt
14	0637-XR	Cylinder Bracket Right Side (Ships without Brass Caps)
	0637-XL	Cylinder Bracket Left Side
16	1037-B	Complete Cylinder (See Page 150 for Cylinder Components)
17	1005-A	Angle Joint
18	39056	3/8-16 x 1 1/2" Adjustable Arm Retainer Capscrew
19	39727	3/8" Adjustable Arm Lock Washer
20	7132-B	Retainer for Adjustable Arm Bolt
21	19657	5/16-18 x 1 1/4" Serrated Flange Head Bolt
22	5750-A	Brass Cap Holder
23	5749-B	Arm Pivot Brass Cap
24	33815	3/8" Flat Washer
25	37262	5/16-18 Top Lock Nut
	04020BCAX-AR	Complete Right Side Assembly without Chainwheel and Helmet
	04020BCAX-AL	Complete Left Side Assembly without Chainwheel and Helmet
		Chainwheel Bolt Kit Includes
	5568-A	(1) 5262-A M20 x 2.5 x 2 3/8" Adjustable Chainwheel Bolt
		(1) 0450-A Chainwheel Spacer
		(1) 5211-A M20 x 2.5 Chainwheel Bolt Nut
		Hex Brass Cap Holder Kit Includes
	5570-A	(1) 5750-A Brass Cap Holder
		(1) 19657 5/16-18 x 1 1/4" Serrated Flange Head Bolt
		(1) 33815 3/8" Flat Washer
		(1) 37262 5/16-18 Top Lock Nut

NOTE: Right (Passenger) side and Left (Driver) side part numbers apply for chains mounted forward of axle.

# Model 04011HCBCAX9

Right Side Shown





AUTOMATIC TIRE CHAINS

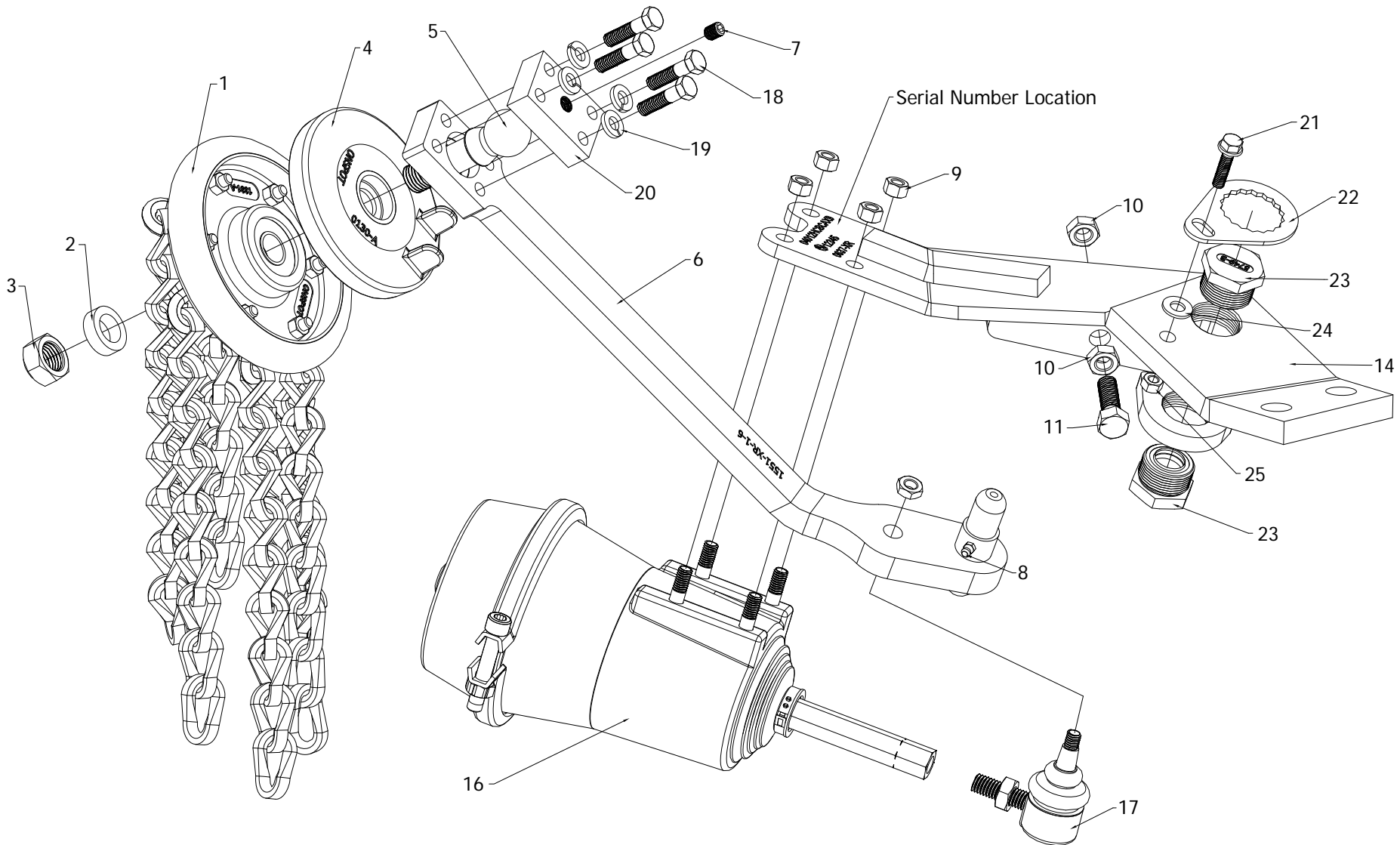
Model 04011HCBCAX9

Ref. No.	Part Number	Description
1	0925-AR-9	Complete Chainwheel Right Side (See Page 138 for Chainwheel Components)
	0925-AL-9	Complete Chainwheel Left Side
4	0926-A	Chainwheel Helmet
2	0450-A	Chainwheel Spacer
3	5211-A	M20 x 2.5 Chainwheel Bolt Nut
5	5262-A	M20 x 2.5 x 2 3/8" Adjustable Chainwheel Bolt
6	1551-XR-6	Arm for Right Side (Ships with Items 2, 3, 5, 7, 8, 18, 19, and 20)
	1551-XL-6	Arm for Left Side (Ships with Items 2, 3, 5, 7, 8, 18, 19, and 20)
7	1078-A	3/8-46 x 1/2" Set Screw
8	1026-A	1/4-28 Zinc Fitting
9	41755	M10 x 1.5 Nylock Nut
10	36210	1/2-13 Jam Nut
11	13209	1/2-13 x 1 1/2" Bolt as Stop Bolt
14	0637-XR	Cylinder Bracket Right Side (Ships without Brass Caps)
	0637-XL	Cylinder Bracket Left Side
16	1037-B	Complete Cylinder (See Page 150 for Cylinder Components)
17	1005-A	Angle Joint
18	39056	3/8-16 x 1 1/2" Adjustable Arm Retainer Capscrew
19	39727	3/8" Adjustable Arm Lock Washer
20	7132-B	Retainer for Adjustable Arm Bolt
21	19657	5/16-18 x 1 1/4" Serrated Flange Head Bolt
22	5750-A	Brass Cap Holder
23	5749-B	Arm Pivot Brass Cap
24	33815	3/8" Flat Washer
25	37262	5/16-18 Top Lock Nut
	04010HCBCAX-AR	Complete Right Side Assembly without Chainwheel and Helmet
	04010HCBCAX-AL	Complete Left Side Assembly without Chainwheel and Helmet
		Chainwheel Bolt Kit Includes
	5568-A	(1) 5262-A M20 x 2.5 x 2 3/8" Adjustable Chainwheel Bolt
		(1) 0450-A Chainwheel Spacer
		(1) 5211-A M20 x 2.5 Chainwheel Bolt Nut
		Hex Brass Cap Holder Kit Includes
	5570-A	(1) 5750-A Brass Cap Holder
		(1) 19657 5/16-18 x 1 1/4" Serrated Flange Head Bolt
		(1) 33815 3/8" Flat Washer
		(1) 37262 5/16-18 Top Lock Nut

NOTE: Right (Passenger) side and Left (Driver) side part numbers apply for chains mounted forward of axle.

# Model 04012HCBCAX9

Right Side Shown





AUTOMATIC TIRE CHAINS

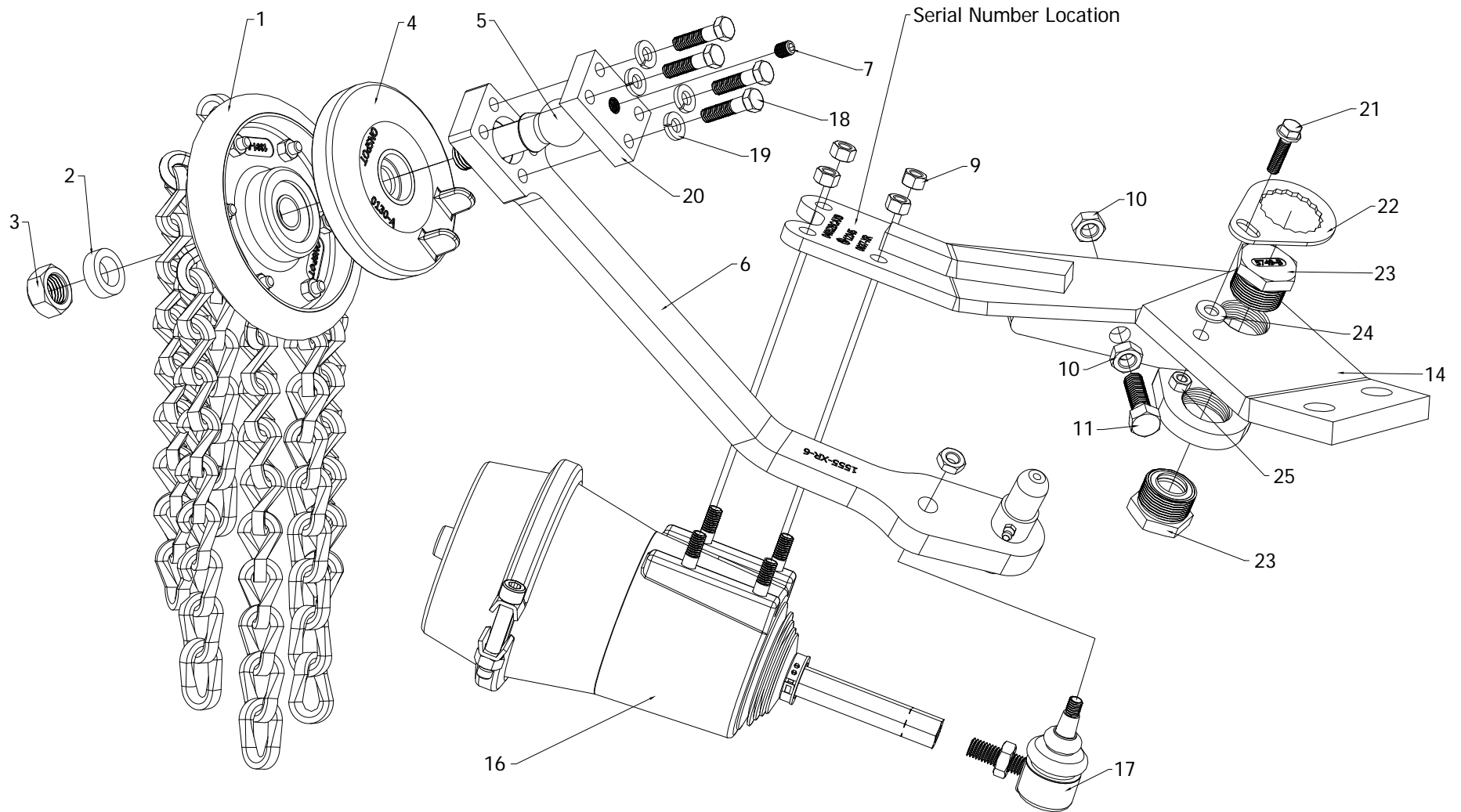
Model 04012HCBCAX9

Ref. No.	Part Number	Description
1	1392-AR-9	Complete Chainwheel Right Side (See Page 140 for Chainwheel Components)
	1392-AL-9	Complete Chainwheel Left Side
4	0130-A	Chainwheel Helmet
2	0450-A	Chainwheel Spacer
3	5211-A	M20 x 2.5 Chainwheel Bolt Nut
5	5262-A	M20 x 2.5 x 2 3/8" Adjustable Chainwheel Bolt
6	1551-XR-1-6	Arm for Right Side (Ships with Items 2, 3, 5, 7, 8, 18, 19, and 20)
	1551-XL-1-6	Arm for Left Side (Ships with Items 2, 3, 5, 7, 8, 18, 19, and 20)
7	1078-A	3/8-46 x 1/2" Set Screw
8	1026-A	1/4-28 Zinc Fitting
9	41755	M10 x 1.5 Nylock Nut
10	36210	1/2-13 Jam Nut
11	13209	1/2-13 x 1 1/2" Bolt as Stop Bolt
14	0637-XR	Cylinder Bracket Right Side (Ships without Brass Caps)
	0637-XL	Cylinder Bracket Left Side
16	1037-B	Complete Cylinder (See Page 150 for Cylinder Components)
17	1005-A	Angle Joint
18	39056	3/8-16 x 1 1/2" Adjustable Arm Retainer Capscrew
19	39727	3/8" Adjustable Arm Lock Washer
20	7132-B	Retainer for Adjustable Arm Bolt
21	19657	5/16-18 x 1 1/4" Serrated Flange Head Bolt
22	5750-A	Brass Cap Holder
23	5749-B	Arm Pivot Brass Cap
24	33815	3/8" Flat Washer
25	37262	5/16-18 Top Lock Nut
	04010HCBCAX-AR	Complete Right Side Assembly without Chainwheel and Helmet
	04010HCBCAX-AL	Complete Left Side Assembly without Chainwheel and Helmet
		Chainwheel Bolt Kit Includes
	5568-A	(1) 5262-A M20 x 2.5 x 2 3/8" Adjustable Chainwheel Bolt
		(1) 0450-A Chainwheel Spacer
		(1) 5211-A M20 x 2.5 Chainwheel Bolt Nut
		Hex Brass Cap Holder Kit Includes
	5570-A	(1) 5750-A Brass Cap Holder
		(1) 19657 5/16-18 x 1 1/4" Serrated Flange Head Bolt
		(1) 33815 3/8" Flat Washer
		(1) 37262 5/16-18 Top Lock Nut

NOTE: Right (Passenger) side and Left (Driver) side part numbers apply for chains mounted forward of axle.

# Model 04052BCAX9

Right Side Shown





AUTOMATIC TIRE CHAINS

Model 04052BCAX9

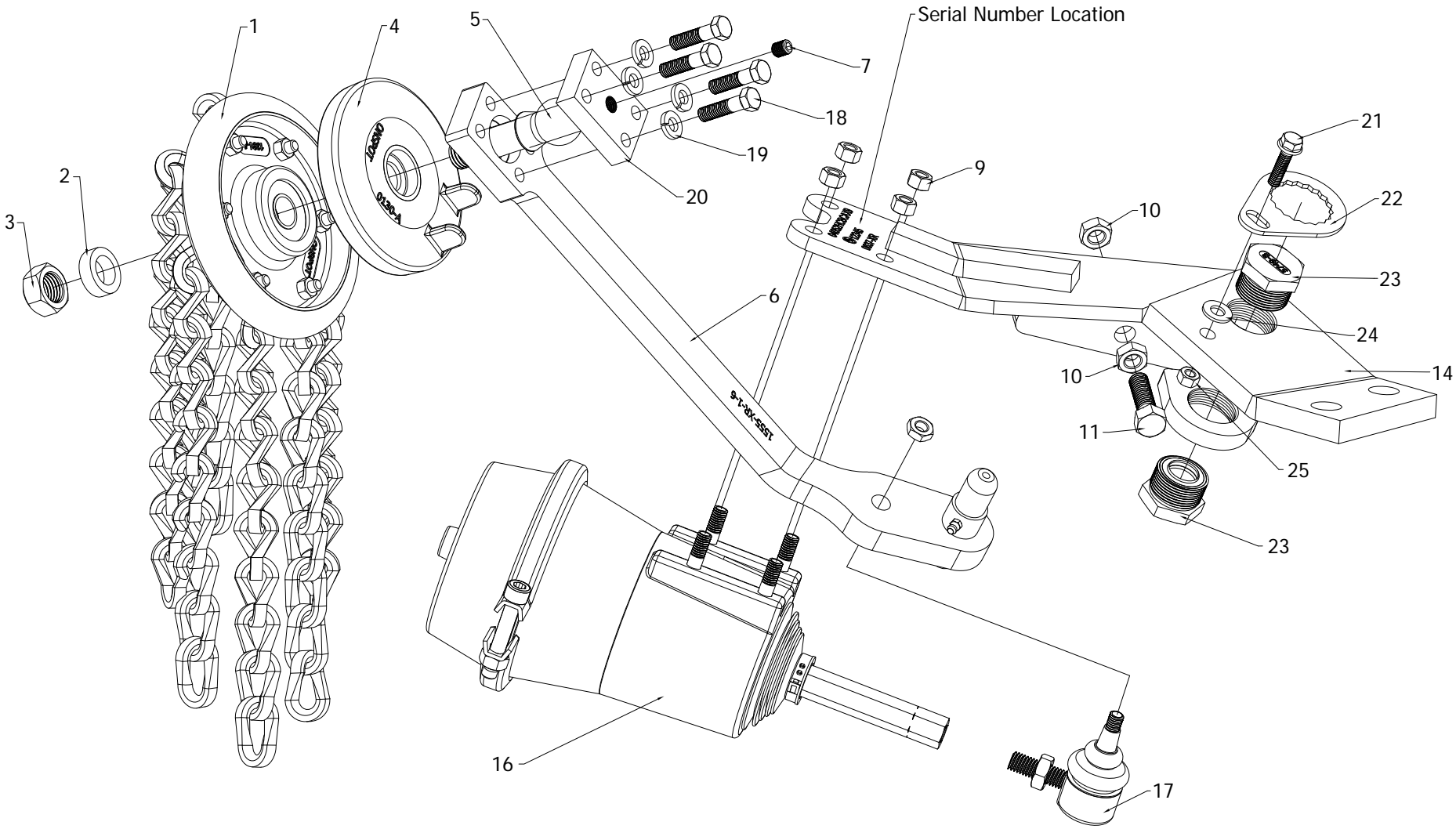
Ref. No.	Part Number	Description
1	1392-AR-9	Complete Chainwheel Right Side (See Page 140 for Chainwheel Components)
	1392-AL-9	Complete Chainwheel Left Side
4	0130-A	Chainwheel Helmet
2	0450-A	Chainwheel Spacer
3	5211-A	M20 x 2.5 Chainwheel Bolt Nut
5	5262-A	M20 x 2.5 x 2 1/4" Adjustable Chainwheel Bolt
6	1555-XR-6	Arm for Right Side (Ships with Items 2, 3, 5, 7, 8, 18, 19, and 20)
	1555-XL-6	Arm for Left Side (Ships with Items 2, 3, 5, 7, 8, 18, 19, and 20)
7	1078-A	3/8-24 x 1/2" Set Screw
8	1026-A	1/4-28 Zinc Fitting
9	41755	M10 x 1.5 Nylock Nut
10	13209	1/2-13 Jam Nut
11	36210	1/2-13 x 1 1/2" Bolt as Stop Bolt
14	0637-XR	Cylinder Bracket Right Side (Ships without Brass Caps)
	0637-XL	Cylinder Bracket Left Side
16	1037-B	Complete Cylinder ( See Page 150 for Cylinder Components)
17	1005-A	Angle Joint
18	39056	3/8-16 x 1 1/2" Adjustable Arm Retainer Capscrew
19	39727	3/8" Adjustable Arm Lock Washer
20	7132-B	Retainer for Adjustable Arm Bolt
21	19657	5/16-18 x 1 1/4" Serrated Flange Head Bolt
22	5750-A	Brass Cap Holder
23	5749-B	Arm Pivot Brass Cap
24	33815	3/8" Flat Washer
25	37262	5/16-18 Top Lock Nut
	04050BCAX-AR	Complete Right Side Assembly without Chainwheel and Helmet
	04050BCAX-AL	Complete Left Side Assembly without Chainwheel and Helmet
		Chainwheel Bolt Kit Includes
	5568-A	(1) 5262-A M20 x 2.5 x 2 1/4" Adjustable Chainwheel Bolt
		(1) 0450-A Chainwheel Spacer
		(1) 5211-A M20 x 2.5 Chainwheel Bolt Nut
		Hex Brass Cap Holder Kit Includes
	5570-A	(1) 5750-A Brass Cap Holder
		(1) 19657 5/16-18 x 1 1/4" Serrated Flange Head Bolt
		(1) 33815 3/8" Flat Washer
		(1) 37262 5/16-18 Top Lock Nut

NOTE: Right (Passenger) side and Left (Driver) side part numbers apply for chains mounted forward of axle.



# Model 04052HCBCAX9

Right Side Shown





AUTOMATIC TIRE CHAINS

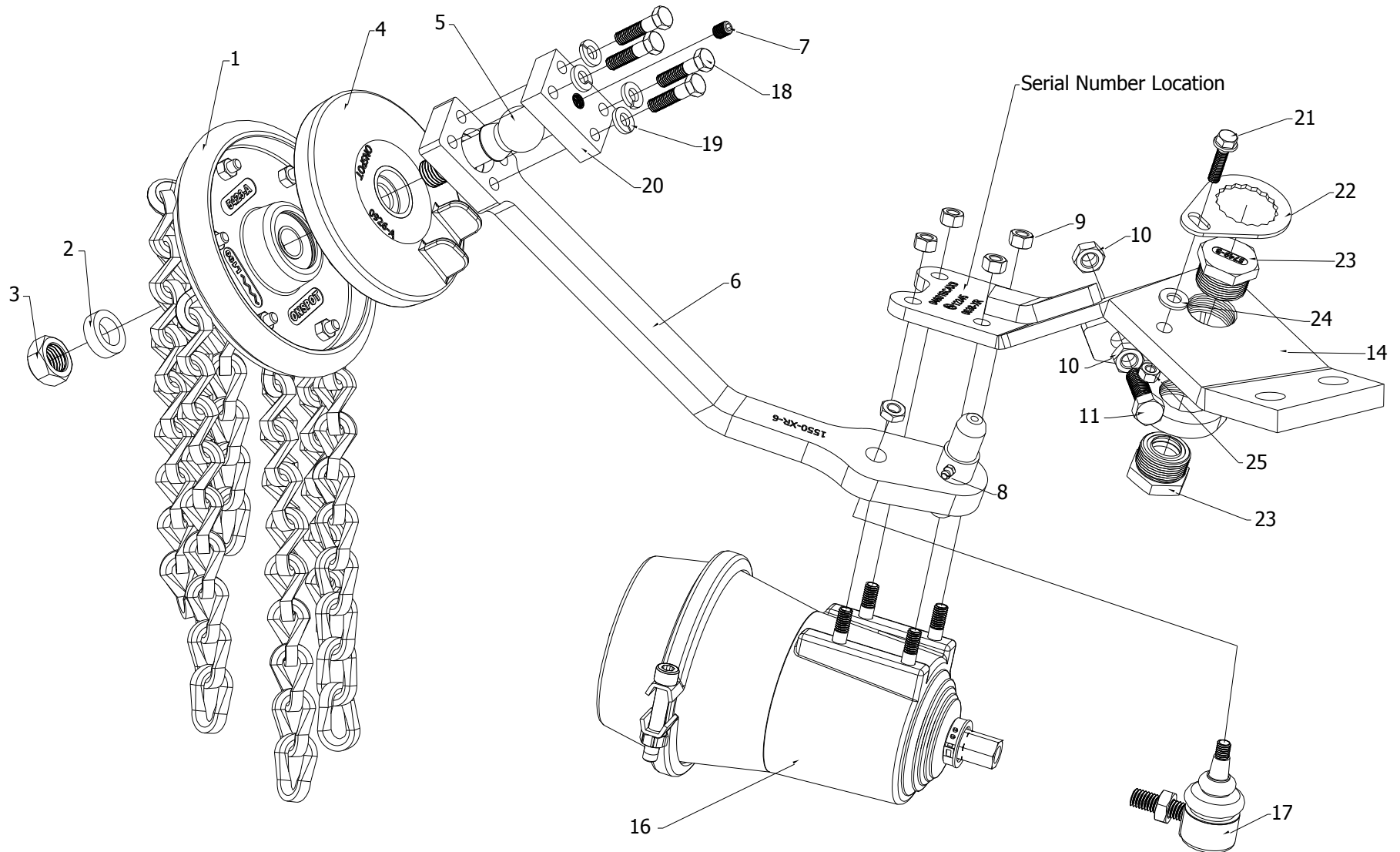
Model 04052HCBCAX9

Ref. No.	Part Number	Description
1	1392-AR-9	Complete Chainwheel Right Side (See Page 140 for Chainwheel Components)
	1392-AL-9	Complete Chainwheel Left Side
4	0130-A	Chainwheel Helmet
2	0450-A	Chainwheel Spacer
3	5211-A	M20 x 2.5 Chainwheel Bolt Nut
5	5262-A	M20 x 2.5 x 2 1/4" Adjustable Chainwheel Bolt
6	1555-XR-1-6	Arm for Right Side (Ships with Items 2, 3, 5, 7, 8, 18, 19, and 20)
	1555-XL-1-6	Arm for Left Side (Ships with Items 2, 3, 5, 7, 8, 18, 19, and 20)
7	1078-A	3/8-24 x 1/2" Set Screw
8	1026-A	1/4-28 Zinc Fitting
9	41755	M10 x 1.5 Nylock Nut
10	13209	1/2-13 Jam Nut
11	36210	1/2-13 x 1 1/2" Bolt as Stop Bolt
14	0637-XR	Cylinder Bracket Right Side (Ships without Brass Caps)
	0637-XL	Cylinder Bracket Left Side
16	1037-B	Complete Cylinder ( See Page 150 for Cylinder Components)
17	1005-A	Angle Joint
18	39056	3/8-16 x 1 1/2" Adjustable Arm Retainer Capscrew
19	39727	3/8" Adjustable Arm Lock Washer
20	7132-B	Retainer for Adjustable Arm Bolt
21	19657	5/16-18 x 1 1/4" Serrated Flange Head Bolt
22	5750-A	Brass Cap Holder
23	5749-B	Arm Pivot Brass Cap
24	33815	3/8" Flat Washer
25	37262	5/16-18 Top Lock Nut
	04050HCBCAX-AR	Complete Right Side Assembly without Chainwheel and Helmet
	04050HCBCAX-AL	Complete Left Side Assembly without Chainwheel and Helmet
		Chainwheel Bolt Kit Includes
	5568-A	(1) 5262-A M20 x 2.5 x 2 1/4" Adjustable Chainwheel Bolt
		(1) 0450-A Chainwheel Spacer
		(1) 5211-A M20 x 2.5 Chainwheel Bolt Nut
		Hex Brass Cap Holder Kit Includes
	5570-A	(1) 5750-A Brass Cap Holder
		(1) 19657 5/16-18 x 1 1/4" Serrated Flange Head Bolt
		(1) 33815 3/8" Flat Washer
		(1) 37262 5/16-18 Top Lock Nut

NOTE: Right (Passenger) side and Left (Driver) side part numbers apply for chains mounted forward of axle.

# Model 04601BCAX9

Right Side Shown





AUTOMATIC TIRE CHAINS

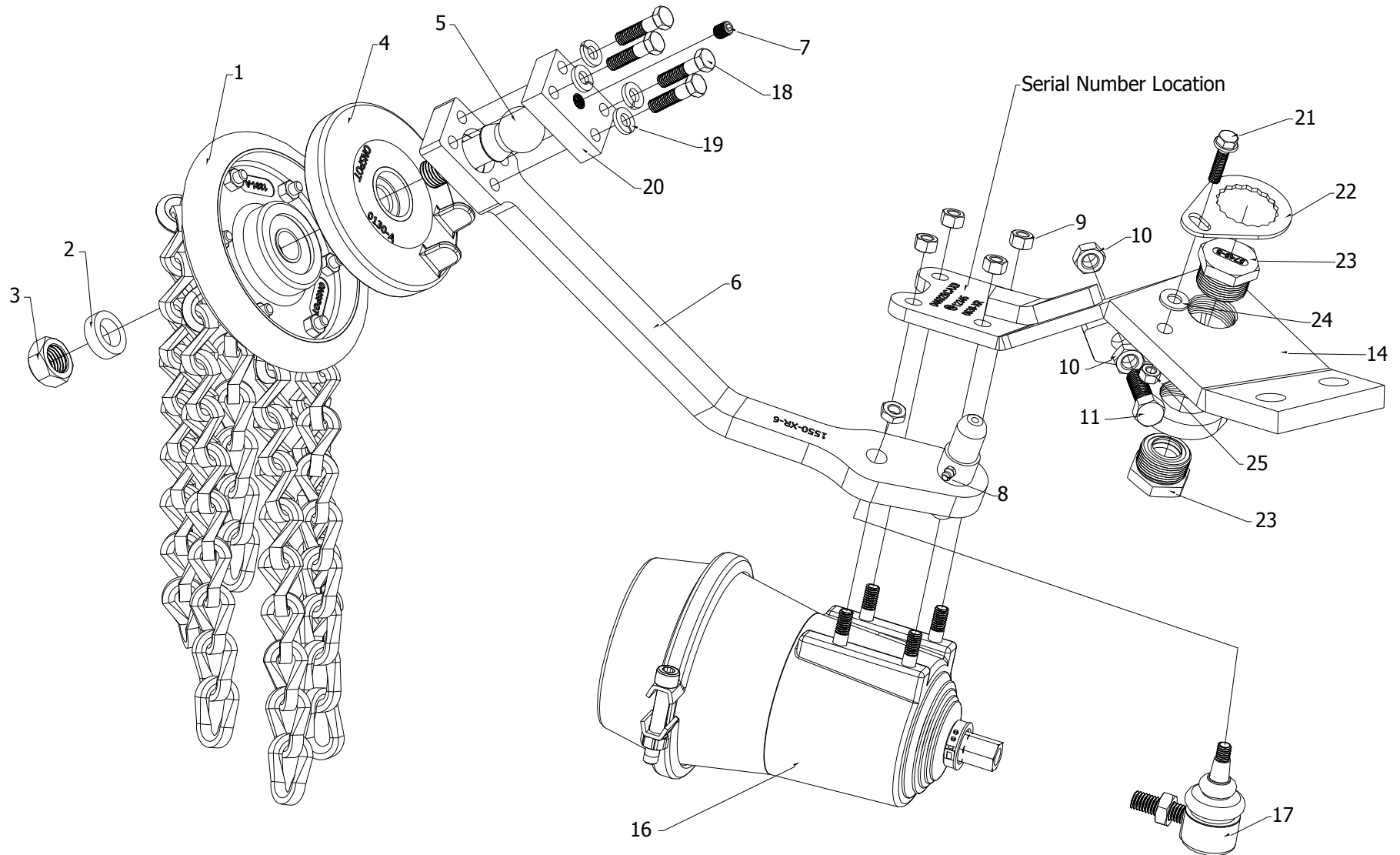
Model 04601BCAX9

Ref. No.	Part Number	Description
1	0925-AR-9	Complete Chainwheel Right Side (See Page 138 for Chainwheel Components)
	0925-AL-9	Complete Chainwheel Left Side
4	0926-A	Chainwheel Helmet
2	0450-A	Chainwheel Spacer
3	5211-A	M20 x 2.5 Chainwheel Bolt Nut
5	5262-A	M20 x 2.5 x 2 3/8" Adjustable Chainwheel Bolt
6	1550-XR-6	Arm for Right Side (Ships with Items 2, 3, 5, 7, 8, 18, 19, and 20)
	1550-XL-6	Arm for Left Side (Ships with Items 2, 3, 5, 7, 8, 18, 19, and 20)
7	1078-A	3/8-24 x 1/2" Set Screw
8	1026-A	1/4-28 Zinc Fitting
9	41755	M10 x 1.5 Nylock Nut
10	36210	1/2-13 Jam Nut
11	13209	1/2-13 x 1 1/2" Bolt as Stop Bolt
14	0638-XR	Cylinder Bracket Right Side (Ships without Brass Caps)
	0638-XL	Cylinder Bracket Left Side
16	1037-A	Complete Cylinder (See Page 150 for Cylinder Components)
17	1005-A	Angle Joint
18	39056	3/8-16 x 1 1/2" Adjustable Arm Retainer Capscrew
19	39727	3/8" Adjustable Arm Lock Washer
20	7132-B	Retainer for Adjustable Arm Bolt
21	19657	5/16-18 x 1 1/4" Serrated Flange Head Bolt
22	5750-A	Brass Cap Holder
23	5749-B	Arm Pivot Brass Cap
24	33815	3/8" Flat Washer
25	37262	5/16-18 Top Lock Nut
	04600BCAX-AR	Complete Right Side Assembly without Chainwheel and Helmet
	04600BCAX-AL	Complete Left Side Assembly without Chainwheel and Helmet
		Chainwheel Bolt Kit Includes
	5568-A	(1) 5262-A M20 x 2.5 x 2 3/8" Adjustable Chainwheel Bolt
		(1) 0450-A Chainwheel Spacer
		(1) 5211-A M20 x 2.5 Chainwheel Bolt Nut
		Hex Brass Cap Holder Kit Includes
	5570-A	(1) 5750-A Brass Cap Holder
		(1) 19657 5/16-18 x 1 1/4" Serrated Flange Head Bolt
		(1) 33815 3/8" Flat Washer
		(1) 37262 5/16-18 Top Lock Nut

NOTE: Right (Passenger) side and Left (Driver) side part numbers apply for chains mounted forward of axle.

# Model 04602BCAX9

Right Side Shown





AUTOMATIC TIRE CHAINS

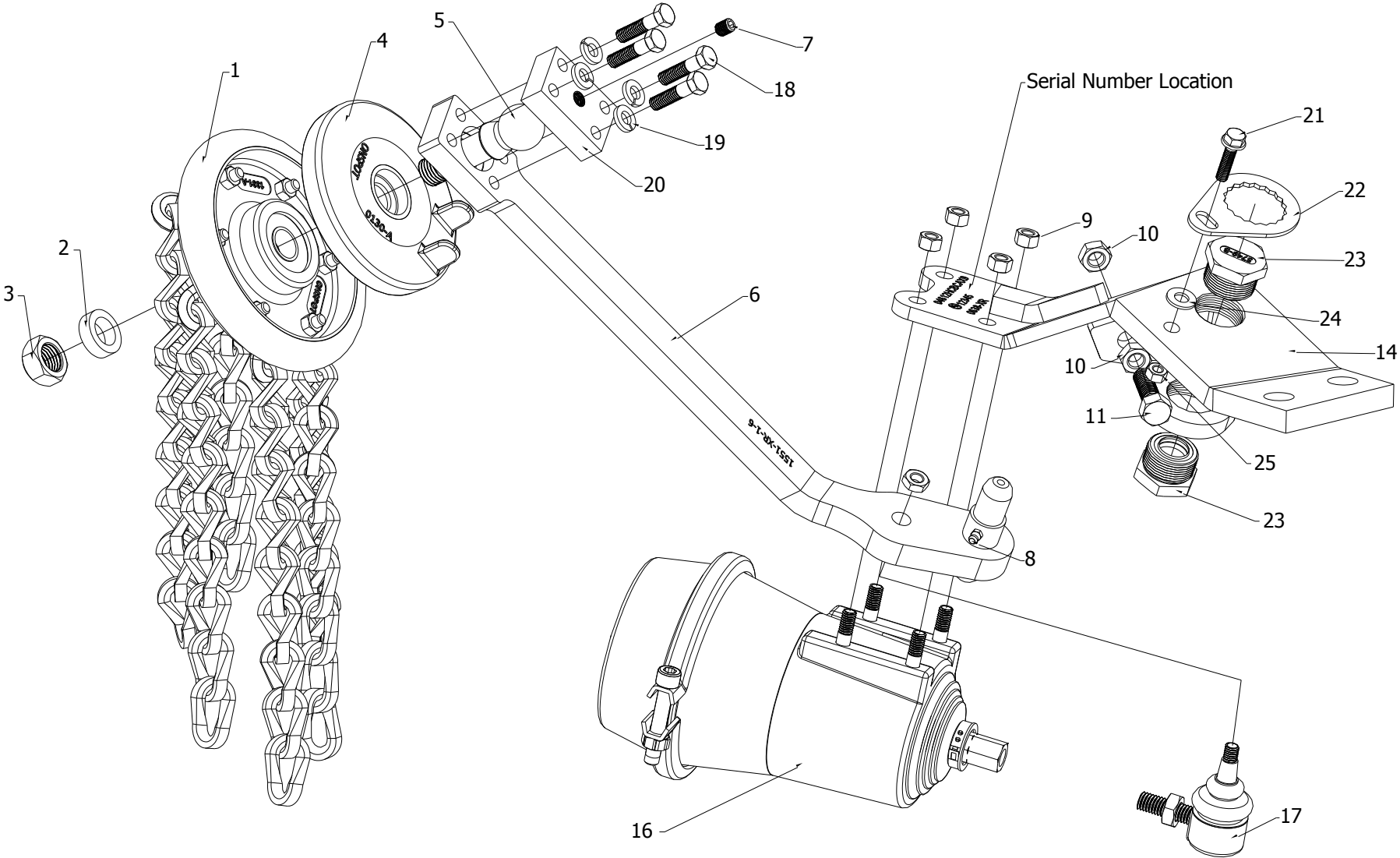
Model 04602BCAX9

Ref. No.	Part Number	Description
1	1392-AR-9	Complete Chainwheel Right Side (See Page 140 for Chainwheel Components)
	1392-AL-9	Complete Chainwheel Left Side
4	0130-A	Chainwheel Helmet
2	0450-A	Chainwheel Spacer
3	5211-A	M20 x 2.5 Chainwheel Bolt Nut
5	5262-A	M20 x 2.5 x 2 3/8" Adjustable Chainwheel Bolt
6	1550-XR-6	Arm for Right Side (Ships with Items 2, 3, 5, 7, 8, 18, 19, and 20)
	1550-XL-6	Arm for Left Side (Ships with Items 2, 3, 5, 7, 8, 18, 19, and 20)
7	1078-A	3/8-24 x 1/2" Set Screw
8	1026-A	1/4-28 Zinc Fitting
9	41755	M10 x 1.5 Nylock Nut
10	36210	1/2-13 Jam Nut
11	13209	1/2-13 x 1 1/2" Bolt as Stop Bolt
14	0638-XR	Cylinder Bracket Right Side (Ships without Brass Caps)
	0638-XL	Cylinder Bracket Left Side
16	1037-A	Complete Cylinder (See Page 150 for Cylinder Components)
17	1005-A	Angle Joint
18	39056	3/8-16 x 1 1/2" Adjustable Arm Retainer Capscrew
19	39727	3/8" Adjustable Arm Lock Washer
20	7132-B	Retainer for Adjustable Arm Bolt
21	19657	5/16-18 x 1 1/4" Serrated Flange Head Bolt
22	5750-A	Brass Cap Holder
23	5749-B	Arm Pivot Brass Cap
24	33815	3/8" Flat Washer
25	37262	5/16-18 Top Lock Nut
	04600BCAX-AR	Complete Right Side Assembly without Chainwheel and Helmet
	04600BCAX-AL	Complete Left Side Assembly without Chainwheel and Helmet
		Chainwheel Bolt Kit Includes
	5568-A	(1) 5262-A M20 x 2.5 x 2 3/8" Adjustable Chainwheel Bolt
		(1) 0450-A Chainwheel Spacer
		(1) 5211-A M20 x 2.5 Chainwheel Bolt Nut
		Hex Brass Cap Holder Kit Includes
	5570-A	(1) 5750-A Brass Cap Holder
		(1) 19657 5/16-18 x 1 1/4" Serrated Flange Head Bolt
		(1) 33815 3/8" Flat Washer
		(1) 37262 5/16-18 Top Lock Nut

NOTE: Right (Passenger) side and Left (Driver) side part numbers apply for chains mounted forward of axle.

# Model 04612HCBCAX9

Right Side Shown





AUTOMATIC TIRE CHAINS

Model 04612HCBCAX9

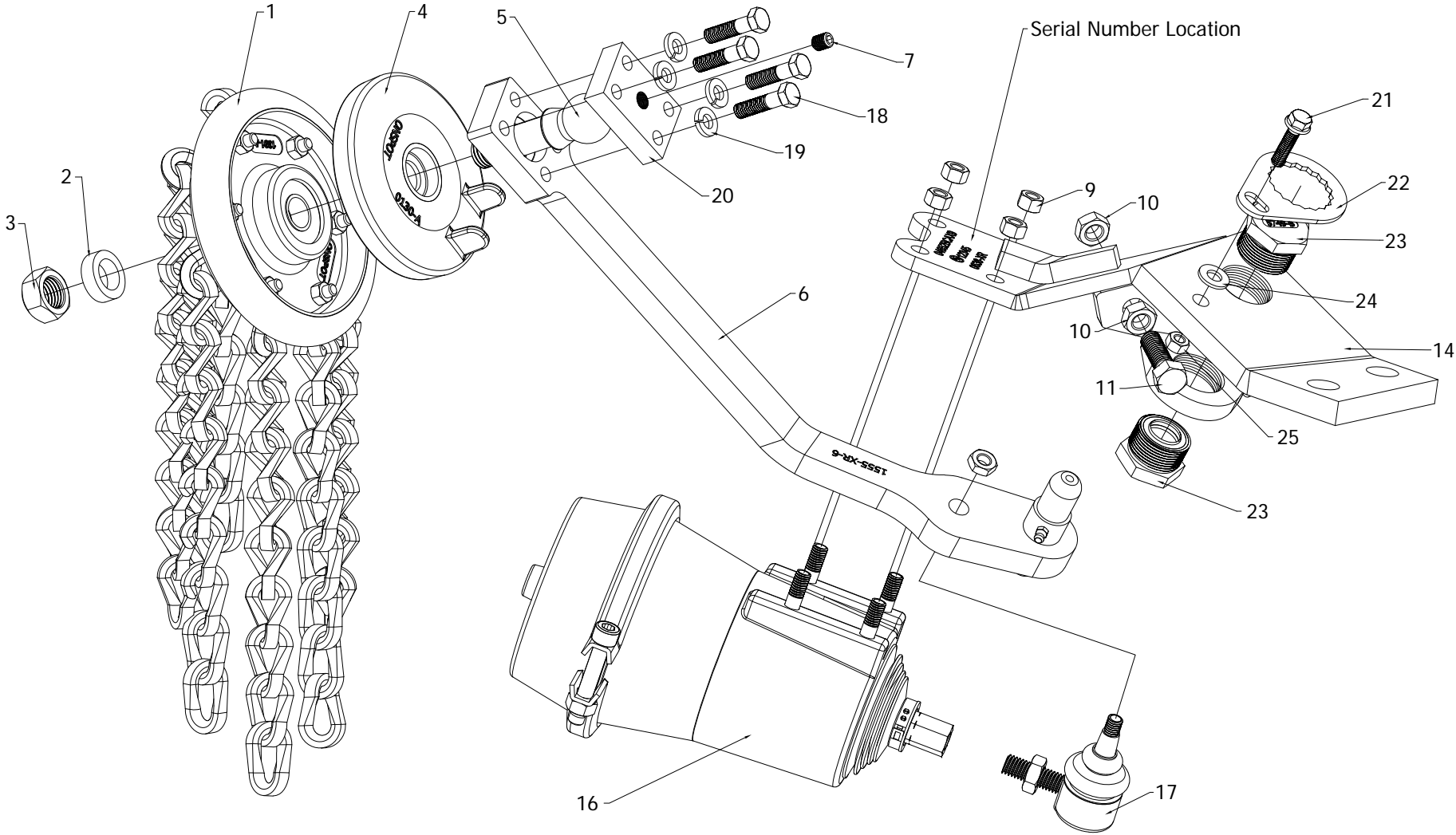
Ref. No.	Part Number	Description
1	1392-AR-9	Complete Chainwheel Right Side (See Page 140 for Chainwheel Components)
	1392-AL-9	Complete Chainwheel Left Side
4	0130-A	Chainwheel Helmet
2	0450-A	Chainwheel Spacer
3	5211-A	M20 x 2.5 Chainwheel Bolt Nut
5	5262-A	M20 x 2.5 x 2 3/8" Adjustable Chainwheel Bolt
6	1551-XR-6	Arm for Right Side (Ships with Items 2, 3, 5, 7, 8, 18, 19, and 20)
	1551-XL-6	Arm for Left Side (Ships with Items 2, 3, 5, 7, 8, 18, 19, and 20)
7	1078-A	3/8-24 x 1/2" Set Screw
8	1026-A	1/4-28 Zinc Fitting
9	41755	M10 x 1.5 Nylock Nut
10	36210	1/2-13 Jam Nut
11	13209	1/2-13 x 1 1/2" Bolt as Stop Bolt
14	0638-XR	Cylinder Bracket Right Side (Ships without Brass Caps)
	0638-XL	Cylinder Bracket Left Side
16	1037-A	Complete Cylinder (See Page 150 for Cylinder Components)
17	1005-A	Angle Joint
18	39056	3/8-16 x 1 1/2" Adjustable Arm Retainer Capscrew
19	39727	3/8" Adjustable Arm Lock Washer
20	7132-B	Retainer for Adjustable Arm Bolt
21	19657	5/16-18 x 1 1/4" Serrated Flange Head Bolt
22	5750-A	Brass Cap Holder
23	5749-B	Arm Pivot Brass Cap
24	33815	3/8" Flat Washer
25	37262	5/16-18 Top Lock Nut
	04610HCBCAX-AR	Complete Right Side Assembly without Chainwheel and Helmet
	04610HCBCAX-AL	Complete Left Side Assembly without Chainwheel and Helmet
		Chainwheel Bolt Kit Includes
	5568-A	(1) 5262-A M20 x 2.5 x 2 3/8" Adjustable Chainwheel Bolt
		(1) 0450-A Chainwheel Spacer
		(1) 5211-A M20 x 2.5 Chainwheel Bolt Nut
		Hex Brass Cap Holder Kit Includes
	5570-A	(1) 5750-A Brass Cap Holder
		(1) 19657 5/16-18 x 1 1/4" Serrated Flange Head Bolt
		(1) 33815 3/8" Flat Washer
		(1) 37262 5/16-18 Top Lock Nut

NOTE: Right (Passenger) side and Left (Driver) side part numbers apply for chains mounted forward of axle.



# Model 04652BCAX9

Right Side Shown





AUTOMATIC TIRE CHAINS

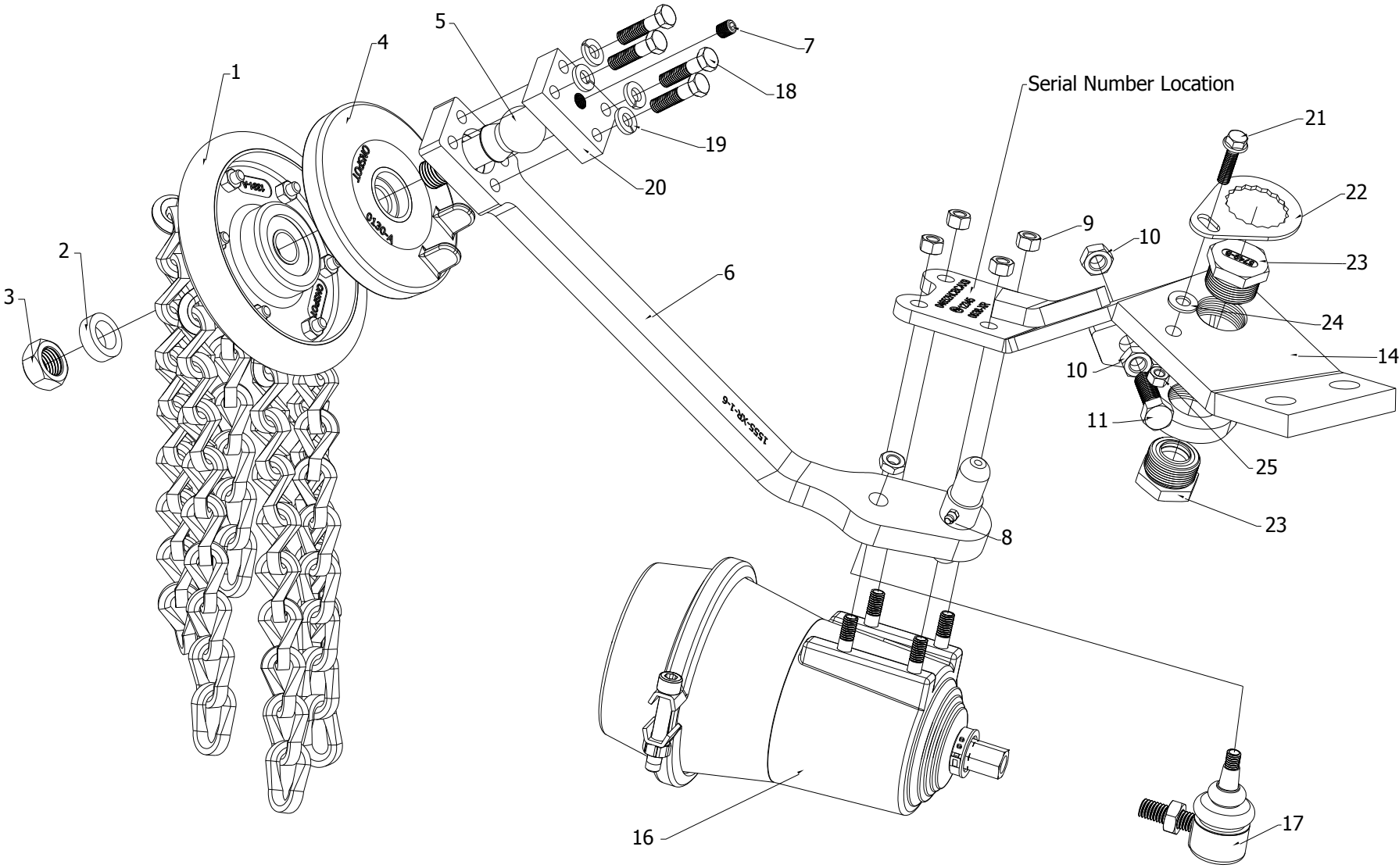
Model 04652BCAX9

Ref. No.	Part Number	Description
1	1392-AR-9	Complete Chainwheel Right Side (See Page 140 for Chainwheel Components)
	1392-AL-9	Complete Chainwheel Left Side
4	0130-A	Chainwheel Helmet
2	0450-A	Chainwheel Spacer
3	5211-A	M20 x 2.5 Chainwheel Bolt Nut
5	5262-A	M20 x 2.5 x 2 1/4" Adjustable Chainwheel Bolt
6	1555-XR-6	Arm for Right Side (Ships with Items 2, 3, 5, 7, 8, 18, 19, and 20)
	1555-XL-6	Arm for Left Side (Ships with Items 2, 3, 5, 7, 8, 18, 19, and 20)
7	1078-A	3/8-24 x 1/2" Set Screw
8	1026-A	1/4-28 Zinc Fitting
9	41755	M10 x 1.5 Nylock Nut
10	13209	1/2-13 Jam Nut
11	36210	1/2-13 x 1 1/2" Bolt as Stop Bolt
14	0638-XR	Cylinder Bracket Right Side (Ships without Brass Caps)
	0638-XL	Cylinder Bracket Left Side
16	1037-A	Complete Cylinder ( See Page 150 for Cylinder Components)
17	1005-A	Angle Joint
18	39056	3/8-16 x 1 1/2" Adjustable Arm Retainer Capscrew
19	39727	3/8" Adjustable Arm Lock Washer
20	7132-B	Retainer for Adjustable Arm Bolt
21	19657	5/16-18 x 1 1/4" Serrated Flange Head Bolt
22	5750-A	Brass Cap Holder
23	5749-B	Arm Pivot Brass Cap
24	33815	3/8" Flat Washer
25	37262	5/16-18 Top Lock Nut
	04650BCAX-AR	Complete Right Side Assembly without Chainwheel and Helmet
	04650BCAX-AL	Complete Left Side Assembly without Chainwheel and Helmet
		Chainwheel Bolt Kit Includes
	5568-A	(1) 5262-A M20 x 2.5 x 2 1/4" Adjustable Chainwheel Bolt
		(1) 0450-A Chainwheel Spacer
		(1) 5211-A M20 x 2.5 Chainwheel Bolt Nut
		Hex Brass Cap Holder Kit Includes
	5570-A	(1) 5750-A Brass Cap Holder
		(1) 19657 5/16-18 x 1 1/4" Serrated Flange Head Bolt
		(1) 33815 3/8" Flat Washer
		(1) 37262 5/16-18 Top Lock Nut

NOTE: Right (Passenger) side and Left (Driver) side part numbers apply for chains mounted forward of axle.

# Model 04652HCBCAX9

Right Side Shown





AUTOMATIC TIRE CHAINS

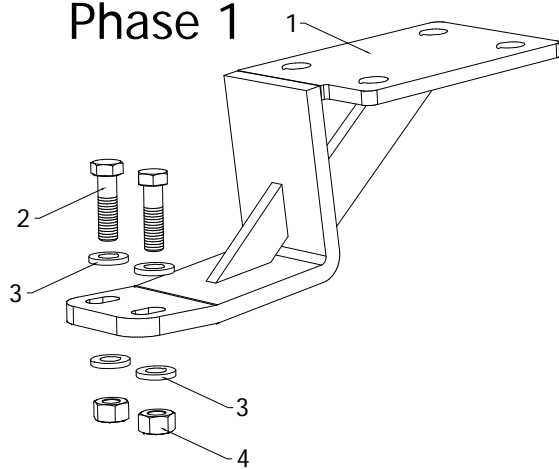
Model 04652HCBCAX9

Ref. No.	Part Number	Description
1	1392-AR-9	Complete Chainwheel Right Side (See Page 140 for Chainwheel Components)
	1392-AL-9	Complete Chainwheel Left Side
4	0130-A	Chainwheel Helmet
2	0450-A	Chainwheel Spacer
3	5211-A	M20 x 2.5 Chainwheel Bolt Nut
5	5262-A	M20 x 2.5 x 2 3/8" Adjustable Chainwheel Bolt
6	1555-XR-1-6	Arm for Right Side (Ships with Items 2, 3, 5, 7, 8, 18, 19, and 20)
	1555-XL-1-6	Arm for Left Side (Ships with Items 2, 3, 5, 7, 8, 18, 19, and 20)
7	1078-A	3/8-24 x 1/2" Set Screw
8	1026-A	1/4-28 Zinc Fitting
9	41755	M10 x 1.5 Nylock Nut
10	36210	1/2-13 Jam Nut
11	13209	1/2-13 x 1 1/2" Bolt as Stop Bolt
14	0638-XR	Cylinder Bracket Right Side (Ships without Brass Caps)
	0638-XL	Cylinder Bracket Left Side
16	1037-A	Complete Cylinder (See Page 150 for Cylinder Components)
17	1005-A	Angle Joint
18	39056	3/8-16 x 1 1/2" Adjustable Arm Retainer Capscrew
19	39727	3/8" Adjustable Arm Lock Washer
20	7132-B	Retainer for Adjustable Arm Bolt
21	19657	5/16-18 x 1 1/4" Serrated Flange Head Bolt
22	5750-A	Brass Cap Holder
23	5749-B	Arm Pivot Brass Cap
24	33815	3/8" Flat Washer
25	37262	5/16-18 Top Lock Nut
	04650HCBCAX-AR	Complete Right Side Assembly without Chainwheel and Helmet
	04650HCBCAX-AL	Complete Left Side Assembly without Chainwheel and Helmet
		Chainwheel Bolt Kit Includes
	5568-A	(1) 5262-A M20 x 2.5 x 2 3/8" Adjustable Chainwheel Bolt
		(1) 0450-A Chainwheel Spacer
		(1) 5211-A M20 x 2.5 Chainwheel Bolt Nut
		Hex Brass Cap Holder Kit Includes
	5570-A	(1) 5750-A Brass Cap Holder
		(1) 19657 5/16-18 x 1 1/4" Serrated Flange Head Bolt
		(1) 33815 3/8" Flat Washer
		(1) 37262 5/16-18 Top Lock Nut

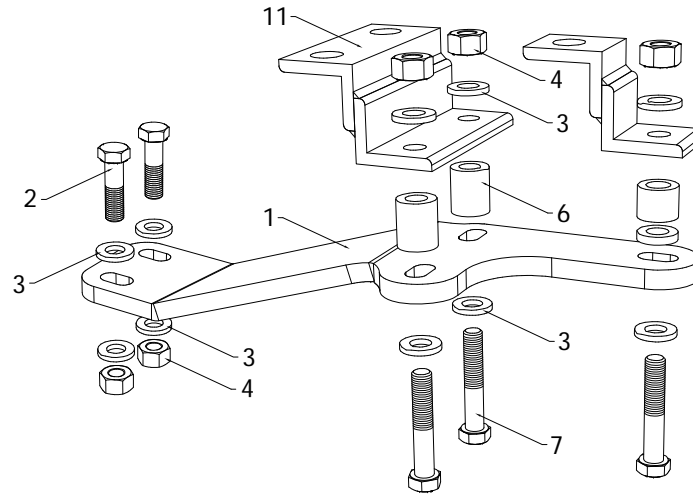
NOTE: Right (Passenger) side and Left (Driver) side part numbers apply for chains mounted forward of axle.

# Vehicle Mounting Brackets

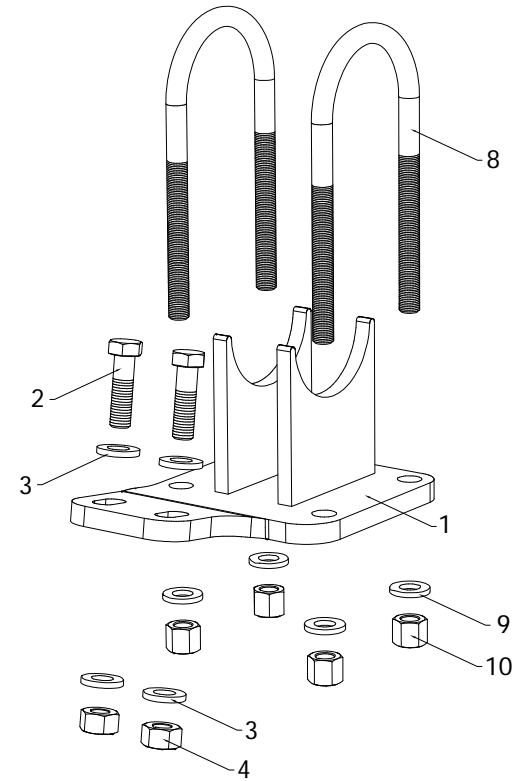
## Phase 1



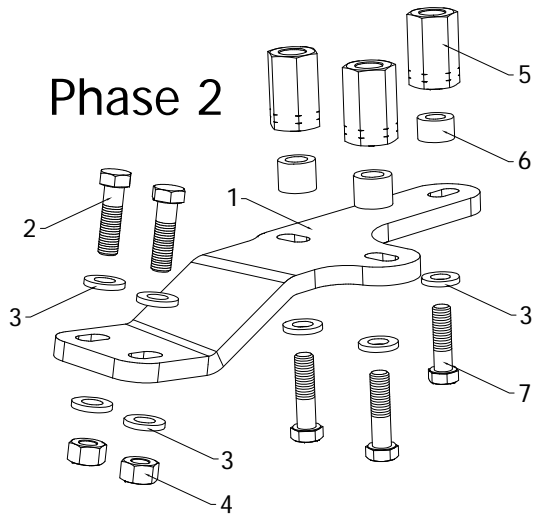
## Phase 3



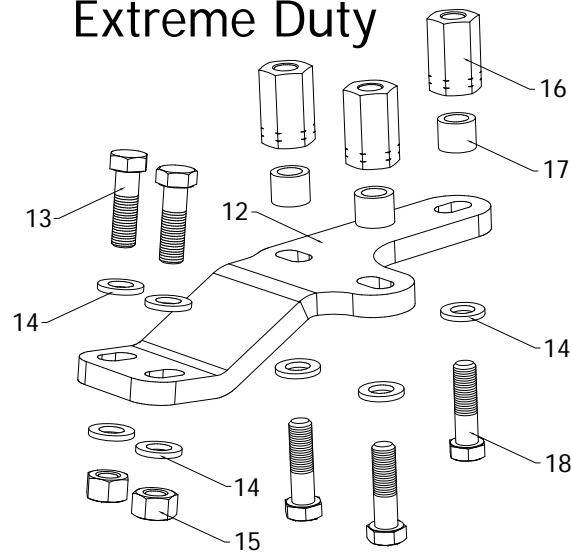
## Saddle Bracket



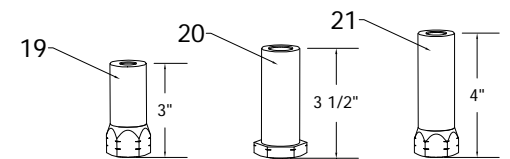
## Phase 2



## Extreme Duty



## Special Adapter Nuts



Ref. No.	Part Number	Description
1		Vehicle mounting brackets are vehicle specific and are supplied based on a completed Vehicle Suspension Information form. Drawings shown are for nomenclature purposes only.
	39147	5/8-11x1 1/2" Grade 8 Capscrew
	39148	5/8-11x1 3/4" Grade 8 Capscrew
	39149	5/8-11x2" Grade 8 Capscrew
2	39150	5/8-11x2 1/4" Grade 8 Capscrew (Chain Unit Mounting Capscrew)
	39151	5/8-11x2 1/2" Grade 8 Capscrew
	39152	5/8-11x2 3/4" Grade 8 Capscrew
	39153	5/8-11x3" Grade 8 Capscrew
	39154	5/8-11x3 1/4" Grade 8 Capscrew
	39155	5/8-11x3 1/2" Grade 8 Capscrew
	39156	5/8-11x3 3/4" Grade 8 Capscrew
	39157	5/8-11x4" Grade 8 Capscrew
	39157-A	5/8-11x4 1/4" Grade 8 Capscrew
	39158	5/8-11x4 1/2" Grade 8 Capscrew
	39158-A	5/8-11x4 3/4" Grade 8 Capscrew
	39159	5/8-11x5" Grade 8 Capscrew
	39160	5/8-11x6" Grade 8 Capscrew
	39163	5/8-11x7" Grade 8 Capscrew
	39165	5/8-11x8" Grade 8 Capscrew
7		5/8" Bracket Mounting Capscrew (Length dependent on the spacers required for your vehicle)
3	39707-A	5/8" Flat Washer
4	36786-A	5/8" Grip Nut
5		Adapter Nut Supplied for the Specific U-Bolt Size on Your Vehicle see below
	1025	Adapter Nut 1" National Fine
	1025-NC	Adapter Nut 1" National Coarse
	1125	Adapter Nut 1 1/8" National Fine
	3425	Adapter Nut 3/4" National Fine
	3425-NC	Adapter Nut 3/4" National Coarse
	7825	Adapter Nut 7/8" National Fine
	7825-NC	Adapter Nut 7/8" National Coarse
	M-141530	Sprinter Adapter Nut, M14 x 1.5 Pitch 3" Long
	M-141535	Sprinter Adapter Nut, M14 x 1.5 Pitch 3 1/2" Long Top Radius
	M-1620	Adapter Nut M16 x 2.0 Pitch
	M-2015	Adapter Nut M20 x 1.5 Pitch
	M-2020	Adapter Nut M20 x 2.0 Pitch
	M-2025	Adapter Nut M20 x 2.5 Pitch
	M-2215	Adapter Nut M22 x 1.5 Pitch
	M-2225	Adapter Nut M22 x 2.5 Pitch

NOTE: Standard length of adapter nut is 2 1/2" unless noted.

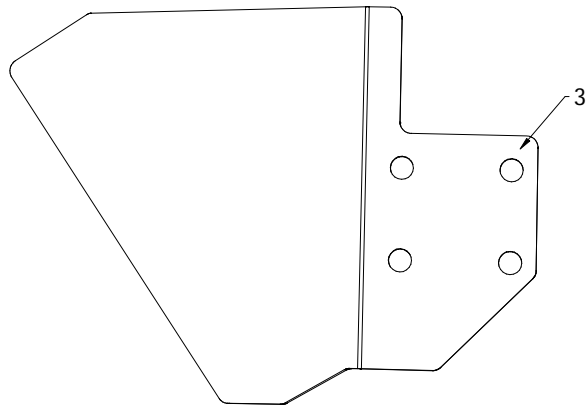
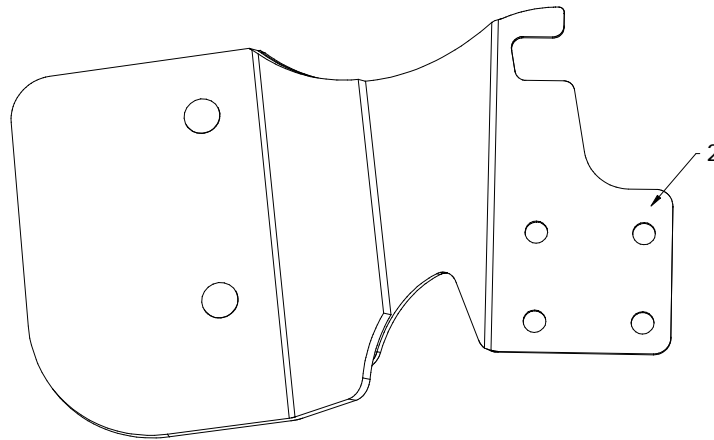
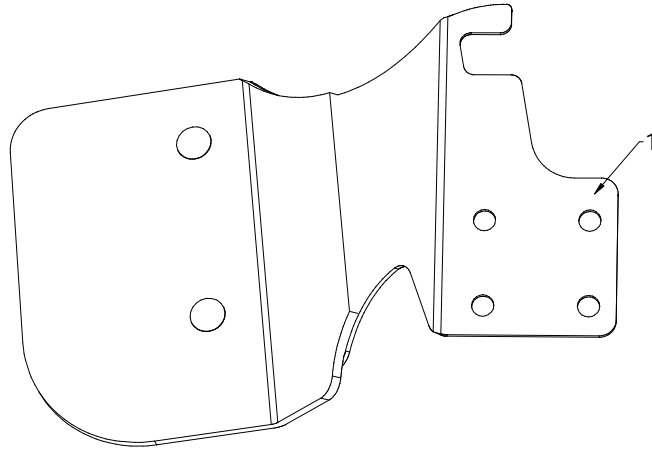
Ref. No.	Part Number	Description
6		Spacers (Actual length dependent on the Vehicle Information Form provided from your vehicle)
	0250	Spacer 1/4", 1 1/4" OD 11/16" ID
	0750	Spacer 3/4", 1 1/4" OD 11/16" ID
	1000	Spacer 1", 1 1/4" OD 11/16" ID
	1500	Spacer 1 1/2", 1 1/4" OD 11/16" ID
	2000	Spacer 2", 1 1/4" OD 11/16" ID
	2500	Spacer 2 1/2", 1 1/4" OD 11/16" ID
	3000	Spacer 3", 1 1/4" OD 11/16" ID
8		Axle U-Bolt (Size and length dependent on vehicle being fitted)
9		Flat washer for Axle U-Bolt
10		U-Bolt Nuts for Axle U-Bolt
11		"Z" Brackets for Phase 3 Installation
12	<b>Extreme</b>	Vehicle mounting brackets are vehicle specific and are supplied based on a completed Vehicle Suspension Information form. Drawings shown are for nomenclature purposes only.
	15360	3/4-10x1 3/4" Grade 8 Capscrew
	15361	3/4-10x2" Grade 8 Capscrew
	15362	3/4-10x2 1/4" Grade 8 Capscrew
13	15363	3/4-10x2 1/2" Grade 8 Capscrew (Chain Unit Mounting Capscrew)
	15364	3/4-10x2 3/4" Grade 8 Capscrew
	15365	3/4-10x3" Grade 8 Capscrew
	15366	3/4-10x3 1/4" Grade 8 Capscrew
	15367	3/4-10x3 1/2" Grade 8 Capscrew
	15368	3/4-10x3 3/4" Grade 8 Capscrew
	15369	3/4-10x4" Grade 8 Capscrew
	15370	3/4-10x4 1/4" Grade 8 Capscrew
18		3/4" Bracket Mounting Capscrew (Dependent on the Spacers required for your vehicle)
14	33820	3/4" Flat Washer
15	37274	3/4" Grip Nut
16	<b>Extreme</b>	Adapter Nut with 3/4-10 Bottom Hole Supplied for the Specific U-Bolt Size on Your Vehicle
	1025-X	Adapter Nut 1" National Fine with 3/4-10 Bottom Hole
	1125-X	Adapter Nut 1 1/8" National Fine with 3/4-10 Bottom Hole
	3425-X	Adapter Nut 3/4" National Fine with 3/4-10 Bottom Hole
	3435-X	Adapter Nut 3/4" National Fine 3 1/2" Long with 3/4-10 Bottom Hole for Primaax® Suspension
	7825-X	Adapter Nut 7/8" National Fine with 3/4-10 Bottom Hole
	M-2015-X	Adapter Nut M20 x 1.5 Pitch with 3/4-10 Bottom Hole
	M-2025-X	Adapter Nut M20 x 2.5 Pitch with 3/4-10 Bottom Hole
	M-2215-X	Adapter Nut M22 x 1.5 Pitch with 3/4-10 Bottom Hole
	M-2225-X	Adapter Nut M22 x 2.5 Pitch with 3/4-10 Bottom Hole

NOTE: Standard length of adapter nut is 2 1/2" unless noted.



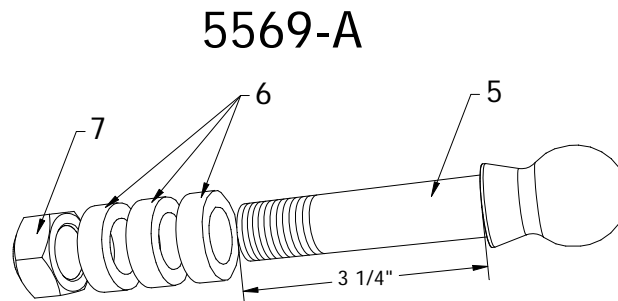
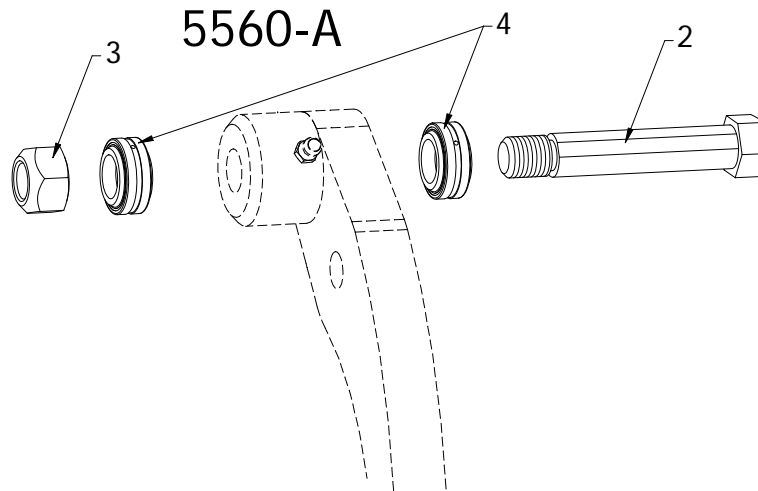
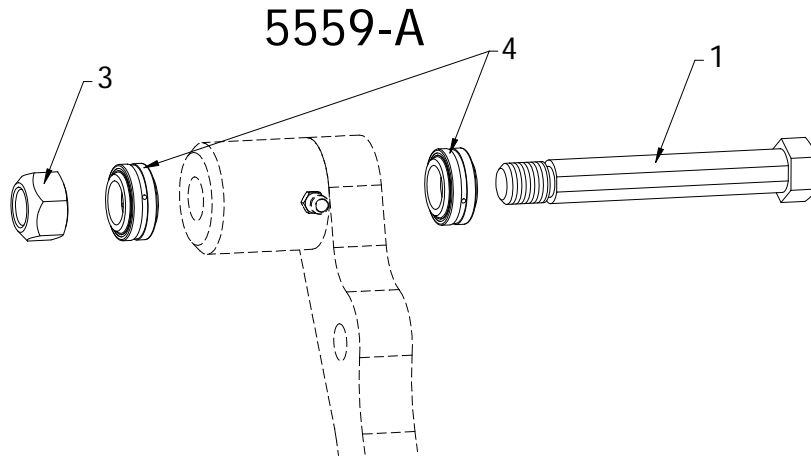


# Chain Trays





## Other Repair Kits





AUTOMATIC TIRE CHAINS

Other Repair Kits

Part Number	Ref	Includes	Quantity
5559-A Arm Bearing Kit Spherical (04)	1	1077-B Arm Bolt, 4" Long	1
	3	5365-A Nut	1
	4	5488-A Spherical Bearing	2
5560-A Arm Bearing Kit Spherical (05)	2	1077-A Arm Bolt, 3 1/4" Long	1
	3	5365-A Nut	1
	4	5488-A Spherical Bearing	2
5569-A 3" Long Adjustable Chainwheel Bolt Kit	5	5263-A Adjustable Chainwheel Bolt	1
	6	0450-A Spacer	3
	7	5211-A Nut	1

NOTE:

